

**WRITING A VIDEO SCRIPT OF *KUE GANDUS* USING *BUNGA TELANG*
AS NATURAL DYES**



**This Final Report is submitted to fulfill one of the requirements to complete
the Diploma III Degree of English Department
State Polytechnic of Sriwijaya**

**BY
VIOLIN DWI PUSPITA SARI
061930901804**

**STATE POLYTECHNIC OF SRIWIJAYA
PALEMBANG
2022**

FINAL REPORT APPROVAL SHEET

**WRITING A VIDEO SCRIPT OF *KUE GANDUS* USING *BUNGA TELANG*
AS NATURAL DYES**




By:

VIOLIN DWI PUSPITA SARI
061930901804


Palembang, 25 July 2022

Approved by:


First Advisor


Drs. Zulkifli, M. Pd
NIP 196112251989031004

Second Advisor


Nian Masna Evawati, S. Pd., M. Pd
NIP 197905072003122002

Acknowledged by:
Head of English Department


Dr. Yusri, S. Pd., M. Pd
NIP 197707052006041001

APPROVAL SHEET OF EXAMINERS

**WRITING A VIDEO SCRIPT OF *KUE GANDUS* USING *BUNGA TELANG*
AS NATURAL DYES**

The Final Report by:

VIOLIN DWI PUSPITA SARI


061930901804

Approved by:


Examiners

Signature


**Dra. Risnawati, M.Pd.
NIP. 196804011994032001**



**Dra. Tiur Simanjuntak, M.Ed.M.
NIP. 196105071988032001**



**Darmaliana, S.Pd., M.Pd.
NIP. 197301032005012002**



**ENGLISH DEPARTMENT
STATE POLYTECHNIC OF SRIWIJAYA
PALEMBANG
2022**

MOTTO AND DEDICATION

MOTTO:

“I don’t care who is doing better than me. I am doing better than I was last year! and never say never”

DEDICATION:

This final report I dedicated to the strongest person, that is my self. My beloved family for always supporting me, my lovely friends who always help me and give suggestion, my wonderful advisors, and all the lecturers and the staff State English Department of Sriwijaya Polytechnic.

2022

PREFACE

First of all, the writer would like to thank Allah SWT who has bestowed His grace so that the writer can complete this final report. This Final Project Report was made to fulfill the curriculum needs of Diploma III English Department of Sriwijaya State Polytechnic with the title “Writing a video script of *Kue Gandus* using *Bunga Telang* as Natural Dyes”.

This report is about Writing a video script of *Kue Gandus* using *Bunga Telang* as Natural Dyes. This paper will discuss how to design a video script of *Kue Gandus* using *Bunga Telang* as Natural Dyes. Due to limited experience, ability, and knowledge, the writer realizes that this report may contain errors.

The writer also would like to thanks to everyone who helped the writer to finish this final report, especially for the writer's advisors: Drs. Zulkifli, M.Pd and Mrs. Nian Masna Evawati, S.Pd., M.Pd who have given much suggestion, support, spend the time. The writer also realize that this final report is still far from being perfect, but the writer welcomes any suggestion to make this final report is better. Finally, the writer hopes this final report will be useful for the readers as the reference, especially for students of the English Department at the Sriwijaya State Polytechnic.

Palembang, July 2022

The writer

ACKNOWLEDGEMENT

In this moment, the writer would like to express deep gratitude to the people for their advices and supports. In this chance, the writer would like to thank to:

1. My beloved family, Mom and dad, and my sister Valen Putriana Sari and Viola Indah Pratiwi who always give support, pray, and motivation.
2. The head of English Department, Dr. Yusri, S.Pd, M.Pd. and all of lecturers for always supporting the sixth semester student to finish this final report.
3. My advisor, Drs. Zulkifli, M.Pd and Mrs.Nian Masna Evawati, S.Pd.,M.Pd thank you for the patience, corrections, suggestions, generosity and valuable guidance during the consultation to make this final report complete.
4. Mrs. Yulianti Ningsih as an owner of “Bekiro Cake” thank you for give me a chance for interview and getting the information about *Kue Gandus*.
5. All of the experts who had given much contribution to finish the final report.
6. My beloved friends from pencinta kp, Ahmad Chaidir, Rezki Yanto, Suzika Wulandari, Dita Nurhasanah, Krestianti, Abdul roni al-hafiz, thank you for always helping me for revised my final project and give me support.
7. My lovely friends from senior high school, Zhafira Atika Julean, Yoanita Putri Wardani, Maimana, Aldi Saputra, Novalin, Savitri, Ajriani, thank you for your help and support. And still being my best friend until now.
8. I want to thank myself for trusting me to do all this hard work, for no days off, for never quitting, never giving up, always trying my best and for being me all the time..

Finally, the writer would like to thank to all parties that cannot be expressed one-by-one, who helped and gave contribution directly and indirectly for the writer during writing this final report.

ABSTRACT

WRITING A VIDEO SCRIPT OF *KUE GANDUS* USING *BUNGA TELANG* AS NATURAL DYES

(Violin Dwi Puspita Sari, 2022: 39 Pages, 3 Figures, 3 Chart)

This final report is aimed in writing a video script of *Kue Gandus* using *Bunga Telang* as natural dyes. The problem formulation in this report was formulated into a question: How to write a video script of *Kue Gandus* using *Bunga Telang* as natural dyes. The purpose of this research to find out the steps of writing a video script. In this final report, the writer used research and development modified by Sukmadinata (2008). This method has three steps; Preliminary study, Model development, and Final product testing. In Preliminary Study there were three steps, literature study, field survey, and draft model. In Model Development there were two steps consisted of limited testing and wider testing. In Final Product Testing there were two steps included testing and dissemination. Based on the data collected by interview about information of *Kue Gandus*, there were 6 experts participated in giving comments and suggestions. It was concluded that the video script may gave the knowledge and information to the readers about *Kue Gandus* and *Bunga Telang*.

Keywords: Writing, Video script, Kue Gandus, Bunga Telang, Natural dyes, Research and development

TABLE OF CONTENTS

COVER	i
APPROVAL PAGE OF ADVISORS	ii
APPROVAL PAGE OF EXAMINERS	iii
MOTTO AND DEDICATION.....	iv
PREFACE	v
ACKNOWLEDGMENT	vi
ABSTRACT	vii
TABLE OF CONTENTS	viii
LIST OF FIGURES	x
LIST OF CHARTS	xi
LIST OF APPENDICES	xii
CHAPTER I INTRODUCTION	
1.1 Background	1
1.2 Problem Formulation	2
1.3 Objective	2
1.4 Research Benefits	3
CHAPTER II LITERATURE REVIEW	
2.1 Design	4
2.2 Script	4
2.2.1 Stages of Script Writing	5
2.2.2 Writing a Good Video Script.....	6
2.3 Video.....	8
2.3.1 Steps of Designing Video	9
2.3.2 Component of Video	10
2.4 Natural Dyes.....	11
2.5 <i>Bunga Telang</i>	11
2.5.1 Benefits of <i>Bunga Telang</i>	12
2.6 <i>Kue Gandus</i>	13
CHAPTER III RESEARCH METHODOLOGY	
3.1 Method of Research	15
3.1.1 The Stages of Research	16
3.2 Place of Research.....	18
3.3 Technique of Collecting the Data.....	18
3.4 Technique of Analyzing the Data.....	18

CHAPTER IV FINDING AND DISCUSSION	
4.1 Finding	20
4.1.1 Preliminary Study	20
4.1.2 Model Development.....	26
4.1.3 Final Product Testing	32
4.2 Discussion	33
CHAPTER V CONCLUSION AND SUGGESTION	
5.1 Conclusion.....	35
5.2 Suggestion	36
REFERENCES.....	37
APPENDICES	

LIST OF FIGURES

Figure 2.1	<i>Bunga Telang</i>	12
Figure 2.2	<i>Kue Gandus</i>	14
Figure 4.1	VN Video Editor	26

LIST OF CHARTS

Chart 3.1	Steps of R&D Methods Developed	15
Chart 4.1	First Revision from Limited Testing	26
Chart 4.2	Second Revision from Limited Testing	28

LIST OF APPENDICES

Appendix 1	Surat Permohonan Surat Pengantar Pengambilan Data
Appendix 2	Kesepakatan Bimbingan Laporan Akhir (Pembimbing 1)
Appendix 3	Kesepakatan Bimbingan Laporan Akhir (Pembimbing 2)
Appendix 4	Lembar Bimbingan Laporan Akhir
Appendix 5	Rekomendasi Ujian Laporan Akhir
Appendix 6	Revisi Ujian Laporan Akhir
Appendix 7	Pelaksanaan Revisi Laporan Akhir

