



KEMENTERIAN PENDIDIKAN, KEBUDAYAAN, RISET DAN TEKNOLOGI  
POLITEKNIK NEGERI SRIWIJAYA  
JURUSAN AKUNTANSI

Jalan Srijaya Negara, Palembang 30139  
Telp. 0711-353414 Fax. 0711-355918

Website : www.polsri.ac.id E-mail : akuntansi@polsri.ac.id



**KESEPAKATAN BIMBINGAN SKRIPSI**

Kami yang bertanda tangan di bawah ini,

**Pihak Pertama**

Nama : Oktarima Indriyani  
NIM : 061940512492  
Jurusan : Akuntansi  
Program Studi : DIV Akuntansi Sektor Publik

**Pihak Kedua**

Nama : Dr. Maria, S.E., M. Si., Ak., CA  
NIP : 196611181997021001  
Jurusan : Akuntansi  
Program Studi : DIV Akuntansi Sektor Publik

Pada hari ini *Senin* tanggal *6 Februari 2023* telah sepakat untuk melakukan konsultasi bimbingan skripsi.

Konsultasi bimbingan sekurang-kurangnya *satu kali* dalam satu minggu. Pelaksanaan bimbingan pada setiap hari *Senin* pukul *09.30* tempat di Politeknik Negeri Sriwijaya.

Demikianlah kesepakatan ini dibuat dengan penuh kesadaran guna kelancaran penyelesaian Skripsi.

Pihak Pertama,

Oktarima Indriyani  
NIM 061940512492

Palembang, *6 Februari* 2023

Pihak Kedua,

Dr. Maria, S.E., M. Si., Ak., CA  
NIP 196611181997022001

Mengetahui,  
Ketua Jurusan Akuntansi

Dr. Evada Dewata, S.E., M. Si., Ak., CA., CMA  
NIP 197806222003122001



KEMENTERIAN PENDIDIKAN, KEBUDAYAAN, RISET DAN TEKNOLOGI

POLITEKNIK NEGERI SRIWIJAYA

JURUSAN AKUNTANSI

Jalan Srijaya Negara, Palembang 30139

Telp. 0711-353414 Fax. 0711-355918

Website : www.polsri.ac.id E-mail : akuntansi@polsri.ac.id



**KESEPAKATAN BIMBINGAN SKRIPSI**

Kami yang bertanda tangan di bawah ini,

**Pihak Pertama**

Nama : Oktarima Indriyani  
NIM : 061940512492  
Jurusan : Akuntansi  
Program Studi : DIV Akuntansi Sektor Publik

**Pihak Kedua**

Nama : Sarikadarwati, S.E., M. Si., Ak.  
NIP : 197110262001122002  
Jurusan : Akuntansi  
Program Studi : DIV Akuntansi Sektor Publik

Pada hari ini ... Jum'at ... tanggal ... 24 Februari 2023 ... telah sepakat untuk melakukan konsultasi bimbingan skripsi.

Konsultasi bimbingan sekurang-kurangnya 1 (satu) kali dalam satu minggu. Pelaksanaan bimbingan pada setiap hari ... Senin ... pukul ... 08.00 ... tempat di Politeknik Negeri Sriwijaya.

Demikianlah kesepakatan ini dibuat dengan penuh kesadaran guna kelancaran penyelesaian Skripsi.

Pihak Pertama,

Oktarima Indriyani  
NIM 061940512492

Palembang, 24 Februari 2023

Pihak Kedua,

Sarikadarwati, S.E., M. Si., Ak.  
NIP 197110262001122002

Mengetahui,  
Ketua Jurusan Akuntansi

Dr. Evada Dewata, S.E., M.Si., Ak., CA., CMA  
NIP 197806222003122001



KEMENTERIAN PENDIDIKAN, KEBUDAYAAN, RISET, DAN TEKNOLOGI  
POLITEKNIK NEGERI SRIWIJAYA

Jalan Sriwijaya Negara, Palembang 30139

Telp. 0711-353414 fax. 0711-355918

Website : www.polsri.ac.id E-mail : akuntansi@polsri.ac.id



LEMBAR BIMBINGAN SKRIPSI

Nama : Oktarima Indriyani  
NIM : 061940512492  
Jurusan : Akuntansi  
Program Studi : DIV Akuntansi Sektor Publik  
Judul Skripsi : Pengaruh Pendapatan Asli Daerah, Dana Alokasi Umum, dan Belanja Modal terhadap Sisa Lebih Pembiayaan Anggaran pada Provinsi di Sumatera  
Pembimbing I / II \*) : Dr. Maria, S.E., M. Si., Ak., CA

| No. | Tanggal   | Uraian Bimbingan                            | Tanda Tangan Pembimbing |
|-----|-----------|---|-------------------------|
| 1.  | 6-2-2023  | konsultasi awal (masalah, judul)            |                         |
| 2.  | 20-2-2023 | Pengajuan judul (lengkapi data, teori, dst) |                         |
| 3.  | 23-2-2023 | Acc judul, lanjutkan proposal               |                         |
| 4.  | 4-4-2023  | Pengajuan proposal, revisi                  |                         |
| 5.  | 16-5-2023 | Acc proposal lanjut BAB I - III             |                         |
| 6.  | 19-6-2023 | Revisi BAB I - III, lanjut BAB IV - V       |                         |
| 7.  | 4-7-2023  | Acc BAB I - III, revisi BAB IV - V          |                         |
| 8.  | 20-7-2023 | Revisi BAB IV - V                           |                         |
| 9.  | 21-7-2023 | Acc BAB I - V                               |                         |
|     |           |   |                         |
|     |           |   |                         |
|     |           |   |                         |
|     |           |   |                         |
|     |           |   |                         |
|     |           |   |                         |

Palembang, ..... 4 September ..... 2023  
Ketua Jurusan Akuntansi

Dr. Evada Deyata, S.E., M. Si., Ak., CA., CMA  
NIP 197806222003122001

**Catatan:**

\*) melingkari angka yang sesuai.

Ketua Jurusan/ Program Studi harus memeriksa jumlah pelaksanaan bimbingan sesuai yang dipersyaratkan dalam Pedoman Skripsi sebelum menandatangani lembar bimbingan ini.

Lembar pembimbingan Skripsi ini harus dilampirkan dalam Skripsi.



KEMENTERIAN PENDIDIKAN, KEBUDAYAAN, RISET, DAN TEKNOLOGI  
POLITEKNIK NEGERI SRIWIJAYA

Jalan Srijaya Negara, Palembang 30139  
Telp. 0711-353414 fax. 0711-355918

Website : www.polsri.ac.id E-mail : akuntansi@polsri.ac.id



LEMBAR BIMBINGAN SKRIPSI

Nama : Oktarima Indriyani  
NIM : 061940512492  
Jurusan : Akuntansi  
Program Studi : DIV Akuntansi Sektor Publik  
Judul Skripsi : Pengaruh Pendapatan Asli Daerah, Dana Alokasi Umum, dan Belanja Modal terhadap Sisa Lebih Pembiayaan Anggaran pada Provinsi di Sumatera  
Pembimbing I / II \*) : Sarikadarwati, S.E., M. Si., Ak.

| No. | Tanggal   | Uraian Bimbingan    | Tanda Tangan Pembimbing |
|-----|-----------|---------------------|-------------------------|
| 1   | 19-2-2023 | Judul               | Sarik                   |
| 2   | 29-2-2023 | Acc Judul           | Sarik                   |
| 3   | 10-4-2023 | Perbaikan Proposal  | Sarik                   |
| 4   | 28-4-2023 | Acc proposal        | Sarik                   |
| 5   | 17-5-2023 | Perbaikan bab 1,2,3 | Sarik                   |
| 6   | 8-6-2023  | Perbaikan bab 1,2,3 | Sarik                   |
| 7   | 26-6-2023 | ACC bab 1,2,3       | Sarik                   |
| 8   | 20-7-2023 | Perbaikan bab W&U   | Sarik                   |
| 9   | 21-7-2023 | Perbaikan bab W&U   | Sarik                   |
| 10  | 25-7-2023 | ACC bab W&U         | Sarik                   |
| 11  | 26-7-2023 | Draf Skripsi        | Sarik                   |
|     |           |                     |                         |
|     |           |                     |                         |
|     |           |                     |                         |
|     |           |                     |                         |
|     |           |                     |                         |

Palembang, .....4 September..... 2023  
Ketua Jurusan Akuntansi

  
Dr. Evada Dewata, S.E., M. Si., Ak., CA., CMA  
NIP 197806222003122001

**Catatan:**

\*) melingkari angka yang sesuai.

Ketua Jurusan/ Program Studi harus memeriksa jumlah pelaksanaan bimbingan sesuai yang dipersyaratkan dalam Pedoman Skripsi sebelum menandatangani lembar bimbingan ini.

Lembar pembimbingan Skripsi ini harus dilampirkan dalam Skripsi.

**LAMPIRAN 5****TABEL PENDAPATAN ASLI DAERAH 10 PROVINSI DI SUMATERA  
TAHUN 2017-2021**

| DAERAH                 | TAHUN                |                      |                      |                      |                      |
|------------------------|----------------------|----------------------|----------------------|----------------------|----------------------|
|                        | 2017                 | 2018                 | 2019                 | 2020                 | 2021                 |
| Prov. Aceh             | 2.276.305.568.813,72 | 2.359.385.393.645,65 | 2.698.912.471.144,15 | 2.570.775.877.183,15 | 2.505.887.909.031,12 |
| Prov. Sumatera Utara   | 5.287.469.401.500,04 | 5.638.960.579.478,97 | 5.761.270.412.051,31 | 5.531.237.378.774,99 | 6.402.714.086.506,57 |
| Prov. Sumatera Barat   | 2.134.010.519.503,41 | 2.275.090.068.586,90 | 2.328.432.873.686,19 | 2.255.072.985.427,41 | 2.551.899.163.309,89 |
| Prov. Riau             | 3.360.008.975.199,29 | 3.638.995.740.121,15 | 3.558.210.585.339,97 | 3.333.176.032.497,57 | 4.050.468.561.143,44 |
| Kep. Riau              | 1.094.788.614.304,54 | 1.220.768.246.945,10 | 1.311.704.305.173,32 | 1.195.637.693.103,26 | 1.375.770.280.701,47 |
| Prov. Jambi            | 1.580.304.867.342,36 | 1.656.569.597.282,27 | 1.651.089.944.335,33 | 1.535.183.487.238,34 | 1.843.431.186.553,03 |
| Prov. Bengkulu         | 804.575.838.594,27   | 872.257.738.965,75   | 826.674.936.049,87   | 712.345.548.601,91   | 984.420.164.399,73   |
| Prov. Sumatera Selatan | 3.031.633.624.303,95 | 3.528.010.712.183,54 | 3.494.510.853.251,62 | 3.375.100.984.842,03 | 3.865.463.033.085,17 |
| Kep. Bangka Belitung   | 709.832.181.818,48   | 850.441.774.831,35   | 826.701.095.332,07   | 683.432.674.809,81   | 895.763.128.991,25   |
| Prov. Lampung          | 2.750.596.478.331,40 | 2.864.235.753.079,13 | 3.018.067.291.159,88 | 2.842.286.479.070,36 | 3.249.669.847.265,05 |

**LAMPIRAN 6**

**TABEL DANA ALOKASI UMUM 10 PROVINSI DI SUMATERA  
TAHUN 2017-2021**

| <b>DAERAH</b>          | <b>TAHUN</b>         |                      |                      |                      |                      |
|------------------------|----------------------|----------------------|----------------------|----------------------|----------------------|
|                        | <b>2017</b>          | <b>2018</b>          | <b>2019</b>          | <b>2020</b>          | <b>2021</b>          |
| Prov. Aceh             | 2.060.263.235.000,00 | 2.060.263.235.000,00 | 2.322.266.506.000,00 | 1.956.492.796.000,00 | 1.945.980.616.000,00 |
| Prov. Sumatera Utara   | 2.629.224.545.000,00 | 2.629.224.545.000,00 | 2.713.750.553.000,00 | 2.474.465.343.000,00 | 2.463.686.589.000,00 |
| Prov. Sumatera Barat   | 2.014.646.639.000,00 | 2.014.646.639.000,00 | 2.076.398.191.000,00 | 1.891.323.979.000,00 | 1.887.033.911.000,00 |
| Prov. Riau             | 1.457.997.067.000,00 | 1.465.117.719.834,00 | 1.548.578.928.000,00 | 1.432.349.278.000,00 | 1.455.383.959.000,00 |
| Kep. Riau              | 1.059.822.693.000,00 | 1.150.516.796.000,00 | 1.190.057.596.000,00 | 1.099.291.405.000,00 | 1.092.929.539.000,00 |
| Prov. Jambi            | 1.397.912.161.000,00 | 1.399.367.134.000,00 | 1.433.203.410.000,00 | 1.288.418.327.000,00 | 1.284.884.150.000,00 |
| Prov. Bengkulu         | 1.301.538.847.000,00 | 1.300.978.160.419,00 | 1.334.178.390.000,00 | 1.219.949.535.000,00 | 1.213.764.868.000,00 |
| Prov. Sumatera Selatan | 1.697.897.817.000,00 | 1.697.762.032.483,00 | 1.743.742.960.000,00 | 1.568.602.615.000,00 | 1.563.041.287.000,00 |
| Kep. Bangka Belitung   | 980.297.314.000,00   | 1.018.435.174.809,00 | 1.046.862.622.000,00 | 942.308.451.000,00   | 939.550.039.000,00   |
| Prov. Lampung          | 1.851.595.354.000,00 | 1.854.701.094.160,00 | 1.906.780.297.000,00 | 1.732.551.921.000,00 | 1.726.296.248.000,00 |

**LAMPIRAN 7**

**TABEL BELANJA MODAL 10 PROVINSI DI SUMATERA  
TAHUN 2017-2021**

| <b>DAERAH</b>          | <b>TAHUN</b>         |                      |                      |                      |                      |
|------------------------|----------------------|----------------------|----------------------|----------------------|----------------------|
|                        | <b>2017</b>          | <b>2018</b>          | <b>2019</b>          | <b>2020</b>          | <b>2021</b>          |
| Prov. Aceh             | 2.168.299.049.592,00 | 2.503.941.129.736,81 | 3.162.088.165.983,04 | 1.755.472.079.286,47 | 2.199.333.370.928,94 |
| Prov. Sumatera Utara   | 1.919.452.035.914,00 | 1.564.903.232.653,00 | 1.249.600.483.637,40 | 1.497.944.969.133,07 | 1.141.203.699.701,86 |
| Prov. Sumatera Barat   | 832.177.367.817,16   | 1.099.701.408.413,65 | 1.062.230.453.034,52 | 736.888.360.714,63   | 666.352.120.893,35   |
| Prov. Riau             | 1.941.215.181.846,75 | 1.046.852.720.916,82 | 1.161.037.468.852,18 | 919.245.593.570,52   | 1.018.455.078.253,37 |
| Kep. Riau              | 495.725.909.020,65   | 620.056.564.203,65   | 633.107.634.788,34   | 586.608.798.242,52   | 338.332.228.969,60   |
| Prov. Jambi            | 895.648.009.332,98   | 784.723.907.609,16   | 866.500.805.931,25   | 642.695.707.788,37   | 449.690.683.605,89   |
| Prov. Bengkulu         | 711.073.586.960,80   | 618.477.905.749,40   | 741.823.063.584,34   | 417.095.645.164,70   | 324.342.084.410,29   |
| Prov. Sumatera Selatan | 1.377.382.678.423,59 | 1.537.275.105.768,15 | 1.606.219.507.432,26 | 1.664.700.767.363,54 | 1.836.834.114.021,94 |
| Kep. Bangka Belitung   | 368.209.932.340,97   | 315.397.833.094,64   | 441.201.203.550,86   | 436.502.107.450,47   | 428.654.245.651,53   |
| Prov. Lampung          | 1.451.484.672.695,64 | 1.729.327.432.844,84 | 1.014.037.524.021,39 | 752.528.210.219,89   | 849.692.114.832,21   |

**LAMPIRAN 8**

**TABEL SILPA 10 PROVINSI DI SUMATERA  
TAHUN 2017-2021**

| DAERAH                 | TAHUN              |                      |                      |                      |                      |
|------------------------|--------------------|----------------------|----------------------|----------------------|----------------------|
|                        | 2017               | 2018                 | 2019                 | 2020                 | 2021                 |
| Prov. Aceh             | 908.673.846.226,83 | 2.954.457.964.942,71 | 2.846.141.906.063,38 | 3.969.617.354.782,29 | 3.933.680.612.390,39 |
| Prov. Sumatera Utara   | 841.496.523.210,22 | 981.167.561.436,19   | 336.597.738.158,25   | 499.350.054.431,19   | 1.097.493.514.239,44 |
| Prov. Sumatera Barat   | 531.142.740.208,77 | 501.905.482.962,72   | 328.391.896.789,59   | 260.850.624.206,07   | 483.680.529.593,59   |
| Prov. Riau             | 58.452.370.623,46  | 68.262.856.091,20    | 81.216.115.134,47    | 531.683.989.445,73   | 983.967.097.721,62   |
| Kep. Riau              | 39.427.248.919,41  | 119.762.452.305,32   | 405.366.252.062,57   | 64.513.966.142,81    | 170.514.470.170,73   |
| Prov. Jambi            | 457.071.970.882,36 | 671.280.817.888,32   | 420.323.429.670,45   | 390.555.050.891,14   | 727.979.765.896,76   |
| Prov. Bengkulu         | 351.088.168.926,52 | 213.318.214.221,04   | 29.072.636.817,45    | 102.542.595.053,49   | 273.989.411.125,42   |
| Prov. Sumatera Selatan | 40.981.876.062,12  | 680.516.254.016,82   | 349.152.583.098,60   | 121.619.545.350,56   | 79.720.535.110,59    |
| Kep. Bangka Belitung   | 109.638.515.332,07 | 302.270.663.669,62   | 220.399.957.480,11   | 49.536.738.602,62    | 443.619.025.518,81   |
| Prov. Lampung          | 54.229.452.858,21  | 93.876.882.791,31    | 336.132.388.142,31   | 190.917.079.139,04   | 383.279.770.163,01   |



**LAMPIRAN 9****TABEL PAD, DAU, BELANJA MODAL DAN SILPA  
10 PROVINSI DI SUMATERA TAHUN 2017-2021**

| <b>DAERAH</b>        | <b>TAHUN</b> | <b>PAD</b>           | <b>DAU</b>           | <b>BELANJA MODAL</b> | <b>SILPA</b>         |
|----------------------|--------------|----------------------|----------------------|----------------------|----------------------|
| Prov. Aceh           | 2017         | 2.276.305.568.813,72 | 2.060.263.235.000,00 | 2.168.299.049.592,00 | 908.673.846.226,83   |
|                      | 2018         | 2.359.385.393.645,65 | 2.060.263.235.000,00 | 2.503.941.129.736,81 | 2.954.457.964.942,71 |
|                      | 2019         | 2.698.912.471.144,15 | 2.322.266.506.000,00 | 3.162.088.165.983,04 | 2.846.141.906.063,38 |
|                      | 2020         | 2.570.775.877.183,15 | 1.956.492.796.000,00 | 1.755.472.079.286,47 | 3.969.617.354.782,29 |
|                      | 2021         | 2.505.887.909.031,12 | 1.945.980.616.000,00 | 2.199.333.370.928,94 | 3.933.680.612.390,39 |
| Prov. Sumatera Utara | 2017         | 5.287.469.401.500,04 | 2.629.224.545.000,00 | 1.919.452.035.914,00 | 841.496.523.210,22   |
|                      | 2018         | 5.638.960.579.478,97 | 2.629.224.545.000,00 | 1.564.903.232.653,00 | 981.167.561.436,19   |
|                      | 2019         | 5.761.270.412.051,31 | 2.713.750.553.000,00 | 1.249.600.483.637,40 | 336.597.738.158,25   |
|                      | 2020         | 5.531.237.378.774,99 | 2.474.465.343.000,00 | 1.497.944.969.133,07 | 499.350.054.431,19   |
|                      | 2021         | 6.402.714.086.506,57 | 2.463.686.589.000,00 | 1.141.203.699.701,86 | 1.097.493.514.239,44 |
| Prov. Sumatera Barat | 2017         | 2.134.010.519.503,41 | 2.014.646.639.000,00 | 832.177.367.817,16   | 531.142.740.208,77   |
|                      | 2018         | 2.275.090.068.586,90 | 2.014.646.639.000,00 | 1.099.701.408.413,65 | 501.905.482.962,72   |
|                      | 2019         | 2.328.432.873.686,19 | 2.076.398.191.000,00 | 1.062.230.453.034,52 | 328.391.896.789,59   |
|                      | 2020         | 2.255.072.985.427,41 | 1.891.323.979.000,00 | 736.888.360.714,63   | 260.850.624.206,07   |
|                      | 2021         | 2.551.899.163.309,89 | 1.887.033.911.000,00 | 666.352.120.893,35   | 483.680.529.593,59   |
| Prov. Riau           | 2017         | 3.360.008.975.199,29 | 1.457.997.067.000,00 | 1.941.215.181.846,75 | 58.452.370.623,46    |
|                      | 2018         | 3.638.995.740.121,15 | 1.465.117.719.834,00 | 1.046.852.720.916,82 | 68.262.856.091,20    |

|                        |      |                      |                      |                      |                    |
|------------------------|------|----------------------|----------------------|----------------------|--------------------|
|                        | 2019 | 3.558.210.585.339,97 | 1.548.578.928.000,00 | 1.161.037.468.852,18 | 81.216.115.134,47  |
|                        | 2020 | 3.333.176.032.497,57 | 1.432.349.278.000,00 | 919.245.593.570,52   | 531.683.989.445,73 |
|                        | 2021 | 4.050.468.561.143,44 | 1.455.383.959.000,00 | 1.018.455.078.253,37 | 983.967.097.721,62 |
| Kep. Riau              | 2017 | 1.094.788.614.304,54 | 1.059.822.693.000,00 | 495.725.909.020,65   | 39.427.248.919,41  |
|                        | 2018 | 1.220.768.246.945,10 | 1.150.516.796.000,00 | 620.056.564.203,65   | 119.762.452.305,32 |
|                        | 2019 | 1.311.704.305.173,32 | 1.190.057.596.000,00 | 633.107.634.788,34   | 405.366.252.062,57 |
|                        | 2020 | 1.195.637.693.103,26 | 1.099.291.405.000,00 | 586.608.798.242,52   | 64.513.966.142,81  |
|                        | 2021 | 1.375.770.280.701,47 | 1.092.929.539.000,00 | 338.332.228.969,60   | 170.514.470.170,73 |
| Prov. Jambi            | 2017 | 1.580.304.867.342,36 | 1.397.912.161.000,00 | 895.648.009.332,98   | 457.071.970.882,36 |
|                        | 2018 | 1.656.569.597.282,27 | 1.399.367.134.000,00 | 784.723.907.609,16   | 671.280.817.888,32 |
|                        | 2019 | 1.651.089.944.335,33 | 1.433.203.410.000,00 | 866.500.805.931,25   | 420.323.429.670,45 |
|                        | 2020 | 1.535.183.487.238,34 | 1.288.418.327.000,00 | 642.695.707.788,37   | 390.555.050.891,14 |
|                        | 2021 | 1.843.431.186.553,03 | 1.284.884.150.000,00 | 449.690.683.605,89   | 727.979.765.896,76 |
| Prov. Bengkulu         | 2017 | 804.575.838.594,27   | 1.301.538.847.000,00 | 711.073.586.960,80   | 351.088.168.926,52 |
|                        | 2018 | 872.257.738.965,75   | 1.300.978.160.419,00 | 618.477.905.749,40   | 213.318.214.221,04 |
|                        | 2019 | 826.674.936.049,87   | 1.334.178.390.000,00 | 741.823.063.584,34   | 29.072.636.817,45  |
|                        | 2020 | 712.345.548.601,91   | 1.219.949.535.000,00 | 417.095.645.164,70   | 102.542.595.053,49 |
|                        | 2021 | 984.420.164.399,73   | 1.213.764.868.000,00 | 324.342.084.410,29   | 273.989.411.125,42 |
| Prov. Sumatera Selatan | 2017 | 3.031.633.624.303,95 | 1.697.897.817.000,00 | 1.377.382.678.423,59 | 40.981.876.062,12  |
|                        | 2018 | 3.528.010.712.183,54 | 1.697.762.032.483,00 | 1.537.275.105.768,15 | 680.516.254.016,82 |
|                        | 2019 | 3.494.510.853.251,62 | 1.743.742.960.000,00 | 1.606.219.507.432,26 | 349.152.583.098,60 |
|                        | 2020 | 3.375.100.984.842,03 | 1.568.602.615.000,00 | 1.664.700.767.363,54 | 121.619.545.350,56 |
|                        | 2021 | 3.865.463.033.085,17 | 1.563.041.287.000,00 | 1.836.834.114.021,94 | 79.720.535.110,59  |
| Kep. Bangka Belitung   | 2017 | 709.832.181.818,48   | 980.297.314.000,00   | 368.209.932.340,97   | 109.638.515.332,07 |
|                        | 2018 | 850.441.774.831,35   | 1.018.435.174.809,00 | 315.397.833.094,64   | 302.270.663.669,62 |

|               |      |                      |                      |                      |                    |
|---------------|------|----------------------|----------------------|----------------------|--------------------|
|               | 2019 | 826.701.095.332,07   | 1.046.862.622.000,00 | 441.201.203.550,86   | 220.399.957.480,11 |
|               | 2020 | 683.432.674.809,81   | 942.308.451.000,00   | 436.502.107.450,47   | 49.536.738.602,62  |
|               | 2021 | 895.763.128.991,25   | 939.550.039.000,00   | 428.654.245.651,53   | 443.619.025.518,81 |
| Prov. Lampung | 2017 | 2.750.596.478.331,40 | 1.851.595.354.000,00 | 1.451.484.672.695,64 | 54.229.452.858,21  |
|               | 2018 | 2.864.235.753.079,13 | 1.854.701.094.160,00 | 1.729.327.432.844,84 | 93.876.882.791,31  |
|               | 2019 | 3.018.067.291.159,88 | 1.906.780.297.000,00 | 1.014.037.524.021,39 | 336.132.388.142,31 |
|               | 2020 | 2.842.286.479.070,36 | 1.732.551.921.000,00 | 752.528.210.219,89   | 190.917.079.139,04 |
|               | 2021 | 3.249.669.847.265,05 | 1.726.296.248.000,00 | 849.692.114.832,21   | 383.279.770.163,01 |

## LAMPIRAN 10

Hasil Uji Autokorelasi setelah transformasi N = 49

|                      | Minimum  | Maximum | Mean    | Std. Deviation | N  |
|----------------------|----------|---------|---------|----------------|----|
| Predicted Value      | 19.9160  | 21.5523 | 20.6308 | .43127         | 49 |
| Residual             | -2.20499 | 1.91272 | .00000  | 1.00853        | 49 |
| Std. Predicted Value | -1.657   | 2.137   | .000    | 1.000          | 49 |
| Std. Residual        | -2.117   | 1.836   | .000    | .968           | 49 |

a. Dependent Variable: SILPA

Sumber: Data diolah dengan SPSS 26 (2023)

**LAMPIRAN 11**

**Tabel Durbin-Watson (DW),  $\alpha = 5\%$**

| n  | k=1    |        | k=2    |        | k=3    |        | k=4    |        | k=5    |        |
|----|--------|--------|--------|--------|--------|--------|--------|--------|--------|--------|
|    | dL     | dU     | dL     | dU     | dL     | dU     | dL     | dU     | dL     | dU     |
| 6  | 0.6102 | 1.4002 |        |        |        |        |        |        |        |        |
| 7  | 0.6996 | 1.3564 | 0.4672 | 1.8964 |        |        |        |        |        |        |
| 8  | 0.7629 | 1.3324 | 0.5591 | 1.7771 | 0.3674 | 2.2866 |        |        |        |        |
| 9  | 0.8243 | 1.3199 | 0.6291 | 1.6993 | 0.4548 | 2.1282 | 0.2957 | 2.5881 |        |        |
| 10 | 0.8791 | 1.3197 | 0.6972 | 1.6413 | 0.5253 | 2.0163 | 0.3760 | 2.4137 | 0.2427 | 2.8217 |
| 11 | 0.9273 | 1.3241 | 0.7580 | 1.6044 | 0.5948 | 1.9280 | 0.4441 | 2.2833 | 0.3155 | 2.6446 |
| 12 | 0.9708 | 1.3314 | 0.8122 | 1.5794 | 0.6577 | 1.8640 | 0.5120 | 2.1766 | 0.3796 | 2.5061 |
| 13 | 1.0097 | 1.3404 | 0.8612 | 1.5621 | 0.7147 | 1.8159 | 0.5745 | 2.0943 | 0.4445 | 2.3897 |
| 14 | 1.0450 | 1.3503 | 0.9054 | 1.5507 | 0.7667 | 1.7788 | 0.6321 | 2.0296 | 0.5052 | 2.2959 |
| 15 | 1.0770 | 1.3605 | 0.9455 | 1.5432 | 0.8140 | 1.7501 | 0.6852 | 1.9774 | 0.5620 | 2.2198 |
| 16 | 1.1062 | 1.3709 | 0.9820 | 1.5386 | 0.8572 | 1.7277 | 0.7340 | 1.9351 | 0.6150 | 2.1567 |
| 17 | 1.1330 | 1.3812 | 1.0154 | 1.5361 | 0.8968 | 1.7101 | 0.7790 | 1.9005 | 0.6641 | 2.1041 |
| 18 | 1.1576 | 1.3913 | 1.0461 | 1.5353 | 0.9331 | 1.6961 | 0.8204 | 1.8719 | 0.7098 | 2.0600 |
| 19 | 1.1804 | 1.4012 | 1.0743 | 1.5355 | 0.9666 | 1.6851 | 0.8588 | 1.8482 | 0.7523 | 2.0226 |
| 20 | 1.2015 | 1.4107 | 1.1004 | 1.5367 | 0.9976 | 1.6763 | 0.8943 | 1.8283 | 0.7918 | 1.9908 |
| 21 | 1.2212 | 1.4200 | 1.1246 | 1.5385 | 1.0262 | 1.6694 | 0.9272 | 1.8116 | 0.8286 | 1.9635 |
| 22 | 1.2395 | 1.4289 | 1.1471 | 1.5408 | 1.0529 | 1.6640 | 0.9578 | 1.7974 | 0.8629 | 1.9400 |
| 23 | 1.2567 | 1.4375 | 1.1682 | 1.5435 | 1.0778 | 1.6597 | 0.9864 | 1.7855 | 0.8949 | 1.9196 |
| 24 | 1.2728 | 1.4458 | 1.1878 | 1.5464 | 1.1010 | 1.6565 | 1.0131 | 1.7753 | 0.9249 | 1.9018 |
| 25 | 1.2879 | 1.4537 | 1.2063 | 1.5495 | 1.1228 | 1.6540 | 1.0381 | 1.7666 | 0.9530 | 1.8863 |
| 26 | 1.3022 | 1.4614 | 1.2236 | 1.5528 | 1.1432 | 1.6523 | 1.0616 | 1.7591 | 0.9794 | 1.8727 |
| 27 | 1.3157 | 1.4688 | 1.2399 | 1.5562 | 1.1624 | 1.6510 | 1.0836 | 1.7527 | 1.0042 | 1.8608 |
| 28 | 1.3284 | 1.4759 | 1.2553 | 1.5596 | 1.1805 | 1.6503 | 1.1044 | 1.7473 | 1.0276 | 1.8502 |
| 29 | 1.3405 | 1.4828 | 1.2699 | 1.5631 | 1.1976 | 1.6499 | 1.1241 | 1.7426 | 1.0497 | 1.8409 |
| 30 | 1.3520 | 1.4894 | 1.2837 | 1.5666 | 1.2138 | 1.6498 | 1.1426 | 1.7386 | 1.0706 | 1.8326 |
| 31 | 1.3630 | 1.4957 | 1.2969 | 1.5701 | 1.2292 | 1.6500 | 1.1602 | 1.7352 | 1.0904 | 1.8252 |
| 32 | 1.3734 | 1.5019 | 1.3093 | 1.5736 | 1.2437 | 1.6505 | 1.1769 | 1.7323 | 1.1092 | 1.8187 |
| 33 | 1.3834 | 1.5078 | 1.3212 | 1.5770 | 1.2576 | 1.6511 | 1.1927 | 1.7298 | 1.1270 | 1.8128 |
| 34 | 1.3929 | 1.5136 | 1.3325 | 1.5805 | 1.2707 | 1.6519 | 1.2078 | 1.7277 | 1.1439 | 1.8076 |
| 35 | 1.4019 | 1.5191 | 1.3433 | 1.5838 | 1.2833 | 1.6528 | 1.2221 | 1.7259 | 1.1601 | 1.8029 |
| 36 | 1.4107 | 1.5245 | 1.3537 | 1.5872 | 1.2953 | 1.6539 | 1.2358 | 1.7245 | 1.1755 | 1.7987 |
| 37 | 1.4190 | 1.5297 | 1.3635 | 1.5904 | 1.3068 | 1.6550 | 1.2489 | 1.7233 | 1.1901 | 1.7950 |
| 38 | 1.4270 | 1.5348 | 1.3730 | 1.5937 | 1.3177 | 1.6563 | 1.2614 | 1.7223 | 1.2042 | 1.7916 |
| 39 | 1.4347 | 1.5396 | 1.3821 | 1.5969 | 1.3283 | 1.6575 | 1.2734 | 1.7215 | 1.2176 | 1.7886 |
| 40 | 1.4421 | 1.5444 | 1.3908 | 1.6000 | 1.3384 | 1.6589 | 1.2848 | 1.7209 | 1.2305 | 1.7859 |
| 41 | 1.4493 | 1.5490 | 1.3992 | 1.6031 | 1.3480 | 1.6603 | 1.2958 | 1.7205 | 1.2428 | 1.7835 |
| 42 | 1.4562 | 1.5534 | 1.4073 | 1.6061 | 1.3573 | 1.6617 | 1.3064 | 1.7202 | 1.2546 | 1.7814 |
| 43 | 1.4628 | 1.5577 | 1.4151 | 1.6091 | 1.3663 | 1.6632 | 1.3166 | 1.7200 | 1.2660 | 1.7794 |
| 44 | 1.4692 | 1.5619 | 1.4226 | 1.6120 | 1.3749 | 1.6647 | 1.3263 | 1.7200 | 1.2769 | 1.7777 |
| 45 | 1.4754 | 1.5660 | 1.4298 | 1.6148 | 1.3832 | 1.6662 | 1.3357 | 1.7200 | 1.2874 | 1.7762 |
| 46 | 1.4814 | 1.5700 | 1.4368 | 1.6176 | 1.3912 | 1.6677 | 1.3448 | 1.7201 | 1.2976 | 1.7748 |
| 47 | 1.4872 | 1.5739 | 1.4435 | 1.6204 | 1.3989 | 1.6692 | 1.3535 | 1.7203 | 1.3073 | 1.7736 |

|    |        |        |        |        |        |        |        |        |        |        |
|----|--------|--------|--------|--------|--------|--------|--------|--------|--------|--------|
| 48 | 1.4928 | 1.5776 | 1.4500 | 1.6231 | 1.4064 | 1.6708 | 1.3619 | 1.7206 | 1.3167 | 1.7725 |
| 49 | 1.4982 | 1.5813 | 1.4564 | 1.6257 | 1.4136 | 1.6723 | 1.3701 | 1.7210 | 1.3258 | 1.7716 |
| 50 | 1.5035 | 1.5849 | 1.4625 | 1.6283 | 1.4206 | 1.6739 | 1.3779 | 1.7214 | 1.3346 | 1.7708 |
| 51 | 1.5086 | 1.5884 | 1.4684 | 1.6309 | 1.4273 | 1.6754 | 1.3855 | 1.7218 | 1.3431 | 1.7701 |
| 52 | 1.5135 | 1.5917 | 1.4741 | 1.6334 | 1.4339 | 1.6769 | 1.3929 | 1.7223 | 1.3512 | 1.7694 |
| 53 | 1.5183 | 1.5951 | 1.4797 | 1.6359 | 1.4402 | 1.6785 | 1.4000 | 1.7228 | 1.3592 | 1.7689 |
| 54 | 1.5230 | 1.5983 | 1.4851 | 1.6383 | 1.4464 | 1.6800 | 1.4069 | 1.7234 | 1.3669 | 1.7684 |
| 55 | 1.5276 | 1.6014 | 1.4903 | 1.6406 | 1.4523 | 1.6815 | 1.4136 | 1.7240 | 1.3743 | 1.7681 |
| 56 | 1.5320 | 1.6045 | 1.4954 | 1.6430 | 1.4581 | 1.6830 | 1.4201 | 1.7246 | 1.3815 | 1.7678 |
| 57 | 1.5363 | 1.6075 | 1.5004 | 1.6452 | 1.4637 | 1.6845 | 1.4264 | 1.7253 | 1.3885 | 1.7675 |
| 58 | 1.5405 | 1.6105 | 1.5052 | 1.6475 | 1.4692 | 1.6860 | 1.4325 | 1.7259 | 1.3953 | 1.7673 |
| 59 | 1.5446 | 1.6134 | 1.5099 | 1.6497 | 1.4745 | 1.6875 | 1.4385 | 1.7266 | 1.4019 | 1.7672 |
| 60 | 1.5485 | 1.6162 | 1.5144 | 1.6518 | 1.4797 | 1.6889 | 1.4443 | 1.7274 | 1.4083 | 1.7671 |
| 61 | 1.5524 | 1.6189 | 1.5189 | 1.6540 | 1.4847 | 1.6904 | 1.4499 | 1.7281 | 1.4146 | 1.7671 |
| 62 | 1.5562 | 1.6216 | 1.5232 | 1.6561 | 1.4896 | 1.6918 | 1.4554 | 1.7288 | 1.4206 | 1.7671 |
| 63 | 1.5599 | 1.6243 | 1.5274 | 1.6581 | 1.4943 | 1.6932 | 1.4607 | 1.7296 | 1.4265 | 1.7671 |
| 64 | 1.5635 | 1.6268 | 1.5315 | 1.6601 | 1.4990 | 1.6946 | 1.4659 | 1.7303 | 1.4322 | 1.7672 |
| 65 | 1.5670 | 1.6294 | 1.5355 | 1.6621 | 1.5035 | 1.6960 | 1.4709 | 1.7311 | 1.4378 | 1.7673 |
| 66 | 1.5704 | 1.6318 | 1.5395 | 1.6640 | 1.5079 | 1.6974 | 1.4758 | 1.7319 | 1.4433 | 1.7675 |
| 67 | 1.5738 | 1.6343 | 1.5433 | 1.6660 | 1.5122 | 1.6988 | 1.4806 | 1.7327 | 1.4486 | 1.7676 |
| 68 | 1.5771 | 1.6367 | 1.5470 | 1.6678 | 1.5164 | 1.7001 | 1.4853 | 1.7335 | 1.4537 | 1.7678 |
| 69 | 1.5803 | 1.6390 | 1.5507 | 1.6697 | 1.5205 | 1.7015 | 1.4899 | 1.7343 | 1.4588 | 1.7680 |
| 70 | 1.5834 | 1.6413 | 1.5542 | 1.6715 | 1.5245 | 1.7028 | 1.4943 | 1.7351 | 1.4637 | 1.7683 |

Sumber: Junaidi (<http://junaidichaniago.wordpress.com>) dari: <http://www.stanford.edu>, 2010

## LAMPIRAN 12

**Tabel t**

**Titik Persentase Distribusi t (df = 41 – 80)**

| Pr<br>df | 0.25<br>0.50 | 0.10<br>0.20 | 0.05<br>0.10 | 0.025<br>0.050 | 0.01<br>0.02 | 0.005<br>0.010 | 0.001<br>0.002 |
|----------|--------------|--------------|--------------|----------------|--------------|----------------|----------------|
| 41       | 0.68052      | 1.30254      | 1.68288      | 2.01954        | 2.42080      | 2.70118        | 3.30127        |
| 42       | 0.68038      | 1.30204      | 1.68195      | 2.01808        | 2.41847      | 2.69807        | 3.29595        |
| 43       | 0.68024      | 1.30155      | 1.68107      | 2.01669        | 2.41625      | 2.69510        | 3.29089        |
| 44       | 0.68011      | 1.30109      | 1.68023      | 2.01537        | 2.41413      | 2.69228        | 3.28607        |
| 45       | 0.67998      | 1.30065      | 1.67943      | 2.01410        | 2.41212      | 2.68959        | 3.28148        |
| 46       | 0.67986      | 1.30023      | 1.67866      | 2.01290        | 2.41019      | 2.68701        | 3.27710        |
| 47       | 0.67975      | 1.29982      | 1.67793      | 2.01174        | 2.40835      | 2.68456        | 3.27291        |
| 48       | 0.67964      | 1.29944      | 1.67722      | 2.01063        | 2.40658      | 2.68220        | 3.26891        |
| 49       | 0.67953      | 1.29907      | 1.67655      | 2.00958        | 2.40489      | 2.67995        | 3.26508        |
| 50       | 0.67943      | 1.29871      | 1.67591      | 2.00856        | 2.40327      | 2.67779        | 3.26141        |
| 51       | 0.67933      | 1.29837      | 1.67528      | 2.00758        | 2.40172      | 2.67572        | 3.25789        |
| 52       | 0.67924      | 1.29805      | 1.67469      | 2.00665        | 2.40022      | 2.67373        | 3.25451        |
| 53       | 0.67915      | 1.29773      | 1.67412      | 2.00575        | 2.39879      | 2.67182        | 3.25127        |
| 54       | 0.67906      | 1.29743      | 1.67356      | 2.00488        | 2.39741      | 2.66998        | 3.24815        |
| 55       | 0.67898      | 1.29713      | 1.67303      | 2.00404        | 2.39608      | 2.66822        | 3.24515        |
| 56       | 0.67890      | 1.29685      | 1.67252      | 2.00324        | 2.39480      | 2.66651        | 3.24226        |
| 57       | 0.67882      | 1.29658      | 1.67203      | 2.00247        | 2.39357      | 2.66487        | 3.23948        |
| 58       | 0.67874      | 1.29632      | 1.67155      | 2.00172        | 2.39238      | 2.66329        | 3.23680        |
| 59       | 0.67867      | 1.29607      | 1.67109      | 2.00100        | 2.39123      | 2.66176        | 3.23421        |
| 60       | 0.67860      | 1.29582      | 1.67065      | 2.00030        | 2.39012      | 2.66028        | 3.23171        |
| 61       | 0.67853      | 1.29558      | 1.67022      | 1.99962        | 2.38905      | 2.65886        | 3.22930        |
| 62       | 0.67847      | 1.29536      | 1.66980      | 1.99897        | 2.38801      | 2.65748        | 3.22696        |
| 63       | 0.67840      | 1.29513      | 1.66940      | 1.99834        | 2.38701      | 2.65615        | 3.22471        |
| 64       | 0.67834      | 1.29492      | 1.66901      | 1.99773        | 2.38604      | 2.65485        | 3.22253        |
| 65       | 0.67828      | 1.29471      | 1.66864      | 1.99714        | 2.38510      | 2.65360        | 3.22041        |
| 66       | 0.67823      | 1.29451      | 1.66827      | 1.99656        | 2.38419      | 2.65239        | 3.21837        |
| 67       | 0.67817      | 1.29432      | 1.66792      | 1.99601        | 2.38330      | 2.65122        | 3.21639        |
| 68       | 0.67811      | 1.29413      | 1.66757      | 1.99547        | 2.38245      | 2.65008        | 3.21446        |
| 69       | 0.67806      | 1.29394      | 1.66724      | 1.99495        | 2.38161      | 2.64898        | 3.21260        |
| 70       | 0.67801      | 1.29376      | 1.66691      | 1.99444        | 2.38081      | 2.64790        | 3.21079        |
| 71       | 0.67796      | 1.29359      | 1.66660      | 1.99394        | 2.38002      | 2.64686        | 3.20903        |
| 72       | 0.67791      | 1.29342      | 1.66629      | 1.99346        | 2.37926      | 2.64585        | 3.20733        |
| 73       | 0.67787      | 1.29326      | 1.66600      | 1.99300        | 2.37852      | 2.64487        | 3.20567        |
| 74       | 0.67782      | 1.29310      | 1.66571      | 1.99254        | 2.37780      | 2.64391        | 3.20406        |
| 75       | 0.67778      | 1.29294      | 1.66543      | 1.99210        | 2.37710      | 2.64298        | 3.20249        |
| 76       | 0.67773      | 1.29279      | 1.66515      | 1.99167        | 2.37642      | 2.64208        | 3.20096        |
| 77       | 0.67769      | 1.29264      | 1.66488      | 1.99125        | 2.37576      | 2.64120        | 3.19948        |
| 78       | 0.67765      | 1.29250      | 1.66462      | 1.99085        | 2.37511      | 2.64034        | 3.19804        |
| 79       | 0.67761      | 1.29236      | 1.66437      | 1.99045        | 2.37448      | 2.63950        | 3.19663        |
| 80       | 0.67757      | 1.29222      | 1.66412      | 1.99006        | 2.37387      | 2.63869        | 3.19526        |

Sumber: Junaidi (<http://junaidichaniago.wordpress.com>), 2010

LAMPIRAN 13

Tabel F

Titik Persentase Distribusi F untuk Probabilita = 0,05 (df = 46 – 80)


| df untuk penyebut(N2) | df untuk pembilang (N1) |      |      |      |      |      |      |      |      |      |      |      |      |      |      |
|-----------------------|-------------------------|------|------|------|------|------|------|------|------|------|------|------|------|------|------|
|                       | 1                       | 2    | 3    | 4    | 5    | 6    | 7    | 8    | 9    | 10   | 11   | 12   | 13   | 14   | 15   |
| 46                    | 4.05                    | 3.20 | 2.81 | 2.57 | 2.42 | 2.30 | 2.22 | 2.15 | 2.09 | 2.04 | 2.00 | 1.97 | 1.94 | 1.91 | 1.89 |
| 47                    | 4.05                    | 3.20 | 2.80 | 2.57 | 2.41 | 2.30 | 2.21 | 2.14 | 2.09 | 2.04 | 2.00 | 1.96 | 1.93 | 1.91 | 1.88 |
| 48                    | 4.04                    | 3.19 | 2.80 | 2.57 | 2.41 | 2.29 | 2.21 | 2.14 | 2.08 | 2.03 | 1.99 | 1.96 | 1.93 | 1.90 | 1.88 |
| 49                    | 4.04                    | 3.19 | 2.79 | 2.56 | 2.40 | 2.29 | 2.20 | 2.13 | 2.08 | 2.03 | 1.99 | 1.96 | 1.93 | 1.90 | 1.88 |
| 50                    | 4.03                    | 3.18 | 2.79 | 2.56 | 2.40 | 2.29 | 2.20 | 2.13 | 2.07 | 2.03 | 1.99 | 1.95 | 1.92 | 1.89 | 1.87 |
| 51                    | 4.03                    | 3.18 | 2.79 | 2.55 | 2.40 | 2.28 | 2.20 | 2.13 | 2.07 | 2.02 | 1.98 | 1.95 | 1.92 | 1.89 | 1.87 |
| 52                    | 4.03                    | 3.18 | 2.78 | 2.55 | 2.39 | 2.28 | 2.19 | 2.12 | 2.07 | 2.02 | 1.98 | 1.94 | 1.91 | 1.89 | 1.86 |
| 53                    | 4.02                    | 3.17 | 2.78 | 2.55 | 2.39 | 2.28 | 2.19 | 2.12 | 2.06 | 2.01 | 1.97 | 1.94 | 1.91 | 1.88 | 1.86 |
| 54                    | 4.02                    | 3.17 | 2.78 | 2.54 | 2.39 | 2.27 | 2.18 | 2.12 | 2.06 | 2.01 | 1.97 | 1.94 | 1.91 | 1.88 | 1.86 |
| 55                    | 4.02                    | 3.16 | 2.77 | 2.54 | 2.38 | 2.27 | 2.18 | 2.11 | 2.06 | 2.01 | 1.97 | 1.93 | 1.90 | 1.88 | 1.85 |
| 56                    | 4.01                    | 3.16 | 2.77 | 2.54 | 2.38 | 2.27 | 2.18 | 2.11 | 2.05 | 2.00 | 1.96 | 1.93 | 1.90 | 1.87 | 1.85 |
| 57                    | 4.01                    | 3.16 | 2.77 | 2.53 | 2.38 | 2.26 | 2.18 | 2.11 | 2.05 | 2.00 | 1.96 | 1.93 | 1.90 | 1.87 | 1.85 |
| 58                    | 4.01                    | 3.16 | 2.76 | 2.53 | 2.37 | 2.26 | 2.17 | 2.10 | 2.05 | 2.00 | 1.96 | 1.92 | 1.89 | 1.87 | 1.84 |
| 59                    | 4.00                    | 3.15 | 2.76 | 2.53 | 2.37 | 2.26 | 2.17 | 2.10 | 2.04 | 2.00 | 1.96 | 1.92 | 1.89 | 1.86 | 1.84 |
| 60                    | 4.00                    | 3.15 | 2.76 | 2.53 | 2.37 | 2.25 | 2.17 | 2.10 | 2.04 | 1.99 | 1.95 | 1.92 | 1.89 | 1.86 | 1.84 |
| 61                    | 4.00                    | 3.15 | 2.76 | 2.52 | 2.37 | 2.25 | 2.16 | 2.09 | 2.04 | 1.99 | 1.95 | 1.91 | 1.88 | 1.86 | 1.83 |
| 62                    | 4.00                    | 3.15 | 2.75 | 2.52 | 2.36 | 2.25 | 2.16 | 2.09 | 2.03 | 1.99 | 1.95 | 1.91 | 1.88 | 1.85 | 1.83 |
| 63                    | 3.99                    | 3.14 | 2.75 | 2.52 | 2.36 | 2.25 | 2.16 | 2.09 | 2.03 | 1.98 | 1.94 | 1.91 | 1.88 | 1.85 | 1.83 |
| 64                    | 3.99                    | 3.14 | 2.75 | 2.52 | 2.36 | 2.24 | 2.16 | 2.09 | 2.03 | 1.98 | 1.94 | 1.91 | 1.88 | 1.85 | 1.83 |
| 65                    | 3.99                    | 3.14 | 2.75 | 2.51 | 2.36 | 2.24 | 2.15 | 2.08 | 2.03 | 1.98 | 1.94 | 1.90 | 1.87 | 1.85 | 1.82 |
| 66                    | 3.99                    | 3.14 | 2.74 | 2.51 | 2.35 | 2.24 | 2.15 | 2.08 | 2.03 | 1.98 | 1.94 | 1.90 | 1.87 | 1.84 | 1.82 |
| 67                    | 3.98                    | 3.13 | 2.74 | 2.51 | 2.35 | 2.24 | 2.15 | 2.08 | 2.02 | 1.98 | 1.93 | 1.90 | 1.87 | 1.84 | 1.82 |
| 68                    | 3.98                    | 3.13 | 2.74 | 2.51 | 2.35 | 2.24 | 2.15 | 2.08 | 2.02 | 1.97 | 1.93 | 1.90 | 1.87 | 1.84 | 1.82 |
| 69                    | 3.98                    | 3.13 | 2.74 | 2.50 | 2.35 | 2.23 | 2.15 | 2.08 | 2.02 | 1.97 | 1.93 | 1.90 | 1.86 | 1.84 | 1.81 |
| 70                    | 3.98                    | 3.13 | 2.74 | 2.50 | 2.35 | 2.23 | 2.14 | 2.07 | 2.02 | 1.97 | 1.93 | 1.89 | 1.86 | 1.84 | 1.81 |
| 71                    | 3.98                    | 3.13 | 2.73 | 2.50 | 2.34 | 2.23 | 2.14 | 2.07 | 2.01 | 1.97 | 1.93 | 1.89 | 1.86 | 1.83 | 1.81 |
| 72                    | 3.97                    | 3.12 | 2.73 | 2.50 | 2.34 | 2.23 | 2.14 | 2.07 | 2.01 | 1.96 | 1.92 | 1.89 | 1.86 | 1.83 | 1.81 |
| 73                    | 3.97                    | 3.12 | 2.73 | 2.50 | 2.34 | 2.23 | 2.14 | 2.07 | 2.01 | 1.96 | 1.92 | 1.89 | 1.86 | 1.83 | 1.81 |
| 74                    | 3.97                    | 3.12 | 2.73 | 2.50 | 2.34 | 2.22 | 2.14 | 2.07 | 2.01 | 1.96 | 1.92 | 1.89 | 1.85 | 1.83 | 1.80 |
| 75                    | 3.97                    | 3.12 | 2.73 | 2.49 | 2.34 | 2.22 | 2.13 | 2.06 | 2.01 | 1.96 | 1.92 | 1.88 | 1.85 | 1.83 | 1.80 |
| 76                    | 3.97                    | 3.12 | 2.72 | 2.49 | 2.33 | 2.22 | 2.13 | 2.06 | 2.01 | 1.96 | 1.92 | 1.88 | 1.85 | 1.82 | 1.80 |
| 77                    | 3.97                    | 3.12 | 2.72 | 2.49 | 2.33 | 2.22 | 2.13 | 2.06 | 2.00 | 1.96 | 1.92 | 1.88 | 1.85 | 1.82 | 1.80 |
| 78                    | 3.96                    | 3.11 | 2.72 | 2.49 | 2.33 | 2.22 | 2.13 | 2.06 | 2.00 | 1.95 | 1.91 | 1.88 | 1.85 | 1.82 | 1.80 |
| 79                    | 3.96                    | 3.11 | 2.72 | 2.49 | 2.33 | 2.22 | 2.13 | 2.06 | 2.00 | 1.95 | 1.91 | 1.88 | 1.85 | 1.82 | 1.79 |
| 80                    | 3.96                    | 3.11 | 2.72 | 2.49 | 2.33 | 2.21 | 2.13 | 2.06 | 2.00 | 1.95 | 1.91 | 1.88 | 1.84 | 1.82 | 1.79 |

Sumber: Junaidi (<http://junaidichaniago.wordpress.com>), 2010



## LAMPIRAN 14

### Permintaan Data Melalui Website BPK RI

**e-PPID** LAYANAN E-PPID PUSAT 

#### Permintaan Informasi

LHP atas LKPD 10 Provinsi di Sumatera tahun 2016-2021

← BALASAN

Sdri. Oktarima,


Berikut kami kirimkan LHP sebagaimana yang Saudara minta, untuk dapat dipergunakan dengan penuh tanggung jawab.




Saudara diberikan akses untuk mengunduh LHP tersebut **selama 15 hari saja, terhitung mulai hari ini.**

Demikian kami sampaikan, atas perhatiannya kami ucapkan terima kasih.

Pusat Informasi dan Komunikasi (PIK)  
Biro Humas dan Kerja Sama Internasional,  
Badan Pemeriksa Keuangan  
Telp. [+62 21 25549000](tel:+622125549000) ext. 3912  
E-mail [eppid@bpk.go.id](mailto:eppid@bpk.go.id)

---

 DOKUMEN DIMINTA

|                          |   |          |                       |
|--------------------------|---|----------|-----------------------|
| <input type="checkbox"/> | 001 LKPD Pemerintah Aceh 2016.zip<br> hanya bisa diakses hingga 22/Aug/2023 11:35:30           | 328.41MB | <a href="#">Unduh</a> |
| <input type="checkbox"/> | 002 LKPD Prov Sumatera Utara 2016 Part1.zip<br> hanya bisa diakses hingga 22/Aug/2023 11:35:30 | 227.89MB | <a href="#">Unduh</a> |
| <input type="checkbox"/> | 002 LKPD Prov Sumatera Utara 2016 Part2.zip<br> hanya bisa diakses hingga 22/Aug/2023 11:35:30 | 226.71MB | <a href="#">Unduh</a> |