



KEMENTERIAN RISET, TEKNOLOGI, DAN PENDIDIKAN TINGGI
POLITEKNIK NEGERI SRIWIJAYA
JURUSAN AKUNTANSI

Jalan Sijaya Negara, Palembang 30139

Telp. 0711-353414 Fax 0711-355918

Website : www.polsri.ac.id E-mail : info@polsri.ac.id

Kepada
Yth. Pembantu Direktur I
Politeknik Negeri Sriwijaya

Palembang, 28 Februari 2023

Hal : Surat Pengantar Pengambilan Data

Dengan Hormat,

Sehubungan dengan Ketetapan Kurikulum yang berlaku di Politeknik Negeri Sriwijaya, saya Mahasiswa Jurusan Akuntansi Semester VI Merencanakan untuk Melaksanakan pengambilan data di PT Sumatera Prima Fibreboard guna penulisan Laporan Akhir.

Guna melaksanakan kegiatan penelitian dan pengambilan data tersebut maka saya mengajukan permohonan kepada Pembantu Direktur I Politeknik Negeri Sriwijaya untuk memberikan surat pengantar untuk memperlancar kegiatan tersebut.

Saya mahasiswa yang akan melaksanakan kegiatan tersebut adalah:

No.	Nama	NPM	Kelas
1.	Vera Sabiila	062030501308	6 AC

Selanjutnya surat permohonan tersebut diajukan kepada:

Pimpinan : PT Sumatera Prima Fibreboard

Alamat : Jl.Trans Sumatera, Km 28, Desa Palem Raya, Palembang,
Kabupaten Ogan Ilir, Sumatera Selatan 20862

Atas perhatian dan kebijaksanaan Bapak, diucapkan terima kasih.

Mengetahui,
Ketua Jurusan Akuntansi

Dr. Evada Dewata, S.E., M.Si., Ak., CA.
NIP 197806222003122001

Hormat Saya,

Vera Sabiila
NPM 062030501323





KEMENTERIAN PENDIDIKAN, KEBUDAYAAN,
RISET, DAN TEKNOLOGI
POLITEKNIK NEGERI SRIWIJAYA

Jalan Srijaya Negara Bukit Besar – Palembang 30139 Telepon (0711) 353414
Laman : <http://polsri.ac.id>, Pos El : info@polsri.ac.id

Nomor : 2235/PL6.3.1/SP/2023
Perihal : Izin Pengambilan Data

13 Maret 2023

**Yth. Pimpinan
PT. Sumatera Prima Fibreboard
Jalan Trans Sumatera Km.28 Desa Palem Raya
Kabupaten Ogan Ilir Sumatera Selatan 30862**

Dengan hormat,

Sesuai dengan kurikulum Jurusan Akuntansi pada Politeknik Negeri Sriwijaya, Laporan Akhir merupakan mata kuliah wajib pada semester 6 (enam). Untuk itu mahasiswa kami memerlukan data untuk penyusunan Laporan Akhir tersebut.

Sehubungan dengan hal tersebut di atas, kami mohon Bapak/Ibu dapat memberikan izin dan membantu mahasiswa kami ini untuk pengambilan data.

Mahasiswa kami yang akan mengumpulkan data tersebut adalah :

No	Nama	NPM	Kelas	Jurusan / Program Studi
1	Vera Sabiila	0620 3050 1323	6 AC	Akuntansi

Atas perhatian dan bantuannya diucapkan terima kasih.

a.n. Direktur
Wakil Direktur I,



Carlos RS, S.T., M.T.
NIP 196403011989031003

Tembusan:
1. Ketua Jurusan Akuntansi
2. Yang bersangkutan

MS.Word/D/AD/Dw





PT. SUMATERA PRIMA FIBREBOARD

Head Office Gedung Prosperity Lantai 31, District 8, Lot 28, Jl. Lend. Sudirman Kav. 52-53, Kembangan Baru Jakarta 12910 - INDONESIA Phone : (62-21) 5794 0499
Factory Site Km. 28 Desa Palembang, Indralaya - Cikan 111, 30862, Sumatera Selatan - INDONESIA Phone : (62-711) 580 321 - Fax : (62-711) 580 323

Palembang, 26 Mei 2023

Nomor : 121/Spf/I/Ex-Aff/V/2023
Lampiran : -
Hal : Persetujuan Pengambilan Data

Kepada Yth.
Direktur Politeknik Negeri Sriwijaya
Jl. Srijaya Negara Bukit Besar
Palembang 30139

Dengan Hormat,
Sehubungan dengan surat No.2235/PL6.3.1/SP/2023 pada tanggal 13 maret 2023,
perihal izin pengambilan data untuk menyusun Laporan Akhir mahasiswa tersebut,
dibawah ini :

No	Nama	NPM	Kelas	Jurusan/Program Studi
1.	Vera Sabiila	062030501323	6 AC	Akuntansi

Dengan ini kami sampaikan bahwa PT Sumatera Prima Fibreboard memberikan izin untuk melakukan pengambilan data yang diperlukan guna menyusun laporan akhir mahasiswa tersebut.

Demikian atas perhatiannya kami ucapkan terima kasih.

Hormat Saya,

PT. SUMATERA PRIMA FIBREBOARD

Ikrom,SE.
NIK. 10727

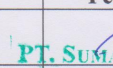

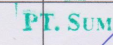
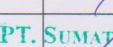


**KEMENTERIAN PENDIDIKAN, KEBUDAYAAN,
RISET DAN TEKNOLOGI
POLITEKNIK NEGERI SRIWIJAYA
JURUSAN AKUNTANSI**

Jalan Srijaya Negara, Bukit Besar - Palembang 30139 Telp. 0711-353414
Laman : <http://polsri.ac.id>, Pos El: info@polsri.ac.id

KARTU KUNJUNGAN MAHASISWA


Nama : Vera Sabiila
NIM : 062030501323
Mata Kuliah : Perpajakan
Pembimbing : 1. Sukmini Hartati, S.E., M.M
2. Dr. Evada Dewata, S.E., M.Si., Ak., CA.
Nama Perusahaan : PT Sumatera Prima Fibreboard
Alamat : Jl. Trans Sumatera, Km 28, Desa Palem Raya,
Palembang, Kabupaten Ogan Ilir, Sumatera
Selatan 30862

No	Tanggal	Keterangan Tugas	Evaluasi Perusahaan	Cap dan Tanda Tangan Perusahaan
1	15 Maret 2023	Kunjungan Awal	BAIK	 PT. SUMATERA PRIMA FIBREBOARD
2	22 Maret 2023	Pengambilan Data	BAIK	 PT. SUMATERA PRIMA FIBREBOARD
3	25 Mei 2023	Pengambilan Data	BAIK	 PT. SUMATERA PRIMA FIBREBOARD
4	12 Juni 2023	Tanda Tangan	BAIK	 PT. SUMATERA PRIMA FIBREBOARD
5				

Catatan:

Evaluasi dari perusahaan: Baik-Sedang-Kurang

Pembimbing I



Sukmini Hartati, S.E., M.M.
NIP 196505031992032002

Pembimbing II



Dr. Evada Dewata, S.E., M.Si., Ak., CA.
NIP 197806222003122001

Mengetahui,
Ketua Jurusan Akuntansi



Dr. Evada Dewata, S.E., M.Si., Ak., CA.
NIP 197806222003122001



KEMENTERIAN PENDIDIKAN, KEBUDAYAAN, RISET, DAN TEKNOLOGI
POLITEKNIK NEGERI SRIWIJAYA
JURUSAN AKUNTANSI
Jalan Srijaya Negara, Palembang 30139
Telp. 0711-353414 Fax. 0711-355918
Website: www.polsri.ac.id E-mail: info@polsri.ac.id



KESEPAKATAN BIMBINGAN LAPORAN AKHIR (LA)

Kami yang bertanda tangan di bawah ini:

Pihak Pertama

Nama : Vera Sabiila
NIM : 062030501323
Jurusan : Akuntansi
Program Studi : DIII Akuntansi

Pihak Kedua


Nama : Sukmini Hartati, S.E., M.M.
NIP : 196505031992032002
Jurusan : Akuntansi
Program Studi : DIII Akuntansi

Pada hari Selasa tanggal 16 Mei 2023 telah sepakat untuk melakukan konsultasi bimbingan Laporan Akhir.

1. Konsultasi bimbingan sekurang-kurangnya 1 (satu) kali dalam satu minggu.
2. Pelaksanaan bimbingan pada setiap hari Kamis pukul 09.30 s.d selesai, tempat di Jurusan Akuntansi Politeknik Negeri Sriwijaya.

Demikianlah kesepakatan ini dibuat dengan penuh kesadaran guna kelancaran penyelesaian Laporan Akhir.


Pihak Pertama,



Vera Sabiila
NIM 062030501323

Palembang, 16 Mei 2023

Pihak Kedua,



Sukmini Hartati, S.E., M.M.
NIP 196505031992032002

Mengetahui,
Ketua Jurusan Akuntansi



Dr. Evada Dewata, S.E., M.Si., Ak., CA.
NIP 197806222003122001

KEMENTERIAN PENDIDIKAN, KEBUDAYAAN, RISET, DAN TEKNOLOGI

POLITEKNIK NEGERI SRIWIJAYA

JURUSAN AKUNTANSI

Jalan Sriwijaya Negara, Palembang 30139

Telp. 0711-353414 Fax. 0711-355918

Website: www.polsri.ac.id E-mail: info@polsri.ac.id



KESEPAKATAN BIMBINGAN LAPORAN AKHIR (LA)

Kami yang bertanda tangan di bawah ini:

Pihak Pertama

Nama : Vera Sabilila
NIM : 062030501323
Jurusan : Akuntansi
Program Studi : DIII Akuntansi

Pihak Kedua

Nama : Dr. Evada Dewata, S.E., M.Si., Ak., CA.
NIP : 197806222003122001
Jurusan : Akuntansi
Program Studi : DIII Akuntansi

Pada hari Selasa tanggal 16 Mei 2023 telah sepakat untuk melakukan konsultasi bimbingan Laporan Akhir.

1. Konsultasi bimbingan sekurang-kurangnya 1 (satu) kali dalam satu minggu.
2. Pelaksanaan bimbingan pada setiap hari Kamis pukul 09.30 s.d selesai, tempat di Jurusan Akuntansi Politeknik Negeri Sriwijaya.

Demikianlah kesepakatan ini dibuat dengan penuh kesadaran guna kelancaran penyelesaian Laporan Akhir.

Pihak Pertama,

Vera Sabilila
NIM 062030501323

Palembang, 16 Mei 2023

Pihak Kedua,

Dr. Evada Dewata, S.E., M.Si., Ak., CA
NIP 197806222003122001

Mengetahui,
Ketua Jurusan Akuntansi

Dr. Evada Dewata, S.E., M.Si., Ak., CA.
NIP 197806222003122001

KEMENTERIAN PENDIDIKAN, KEBUDAYAAN, RISET & TEKNOLOGI



POLITEKNIK NEGERI SRIWIJAYA
JURUSAN AKUNTANSI

Jalan Srijaya Negara, Palembang 30139

Telp: 0711-353414 Fax: 0711-355918

Website: www.polisriwijaya.ac.id E-mail: info@polsri.ac.id



KARTU KONSULTASI BIMBINGAN LAPORAN AKHIR (LA)

Nama : Vera Sabila
 NIM : 062030501323
 Jurusan/Program Studi : Akuntansi/D-III Akuntansi
 Judul Laporan Akhir : Analisis Koreksi Fiskal Terhadap Perhitungan Penyusutan Aset Tetap pada PT Sumatera Prima Fibreboard
 Pembimbing I : Sukmini Hartati, S.E., M. M.

No.	Tanggal	Uraian Bimbingan	Paraf Pembimbing
1.	20 Maret 2023	pengajuan judul	<i>[Signature]</i>
2.	16 Mei 2023	perbaiki proposal	<i>[Signature]</i>
3.	29 Mei 2023	Acc proposal	<i>[Signature]</i>
4.	22 Juni 2023	perbaiki Bab 1	<i>[Signature]</i>
5.	26 Juni 2023	perbaiki Bab 1	<i>[Signature]</i>
6.	3 Juli 2023	Acc Bab 1	<i>[Signature]</i>
7.	7 Juli 2023	perbaiki Bab 2-3	<i>[Signature]</i>
8.	11 Juli 2023	Acc Bab 2-3	<i>[Signature]</i>
9.	24 Juli 2023	perbaiki Bab 4-5	<i>[Signature]</i>
10.	28 Juli 2023	Acc Bab 4-5	<i>[Signature]</i>

Palembang, Agustus 2023

Ketua Jurusan Akuntansi









Dr. Evada Dewata, S.E., M.Si., Ak., CA.
 NIP 197806222003122001

KEMENTERIAN PENDIDIKAN, KEBUDAYAAN, RISET & TEKNOLOGI
POLITEKNIK NEGERI SRIWIJAYA
JURUSAN AKUNTANSI
 Jalan Srijaya Negara, Palembang 30139
 Telp: 0711-353414 Fax. 0711-355918
 Website: www.polisriwijaya.ac.id E-mail: info@polsri.ac.id





KARTU KONSULTASI BIMBINGAN LAPORAN AKHIR (LA)

Nama : Vera Sabila
 NIM : 062030501323
 Jurusan/Program Studi : Akuntansi/D-III Akuntansi
 Judul Laporan Akhir : Analisis Koreksi Fiskal Terhadap Perhitungan Penyusutan Aset Tetap pada PT Sumatera Prima Fibreboard
 Pembimbing II : Dr. Evada Dewata, S.E., M.Si., Ak., CA.

No.	Tanggal	Uraian Bimbingan	Paraf Pembimbing
1.	8 Mei 2023	Konsultasi judul dan pengajuan data	
2.	11 Mei 2023	Pengajuan judul	
3.	16 Mei 2023	Pengajuan Proposal	
4.	29 Mei 2023	Acc Proposal, lanjut Bab I - II	
5.	15 Juni 2023	Revisi Bab I - III	
6.	18 Juli 2023	Lanjut Bab 4 + lengkapi lampiran	
7.	20 Juli 2023	Revisi Bab 5	
8.	28 Juli 2023	Acc LA	

Palembang, Agustus 2023
 Ketua Jurusan Akuntansi


Dr. Evada Dewata, S.E., M.Si., Ak., CA.
 NIP 197806222003122001

PT Sumatera Prima Fibreboard
Laporan Detail Fixed Asset
31 Desember 2020

Kode	Fixed Asset	QTY	Date	Life	Scorched Price	Jan-20	Feb-20	Mar-20	Apr-20	Mei-20	Jun-20	Jul-20	Agu-20	Sep-20	Okt-20	Nov-20	Des-20	Depreciation 2020	Accumulated Depreciation 2020	
BUILD-1																				
1410102/01/00001	Chipper Building	3	01-Jan-04	240	142.500.000,00	593.750,00	593.750,00	593.750,00	593.750,00	593.750,00	593.750,00	593.750,00	593.750,00	593.750,00	593.750,00	593.750,00	593.750,00	593.750,00	7.125.000,00	121.125.000,00
1410102/01/00004	MDF Building	11	15-Jan-04	240	86.452.334.296,00	360.218.059,57	360.218.059,57	360.218.059,57	360.218.059,57	360.218.059,57	360.218.059,57	360.218.059,57	360.218.059,57	360.218.059,57	360.218.059,57	360.218.059,57	360.218.059,57	360.218.059,57	4.322.616.714,80	73.484.484.151,60
1410102/01/00015	Finished Good Building	1	20-Mar-04	240	204.500.000,00	852.083,33	852.083,33	852.083,33	852.083,33	852.083,33	852.083,33	852.083,33	852.083,33	852.083,33	852.083,33	852.083,33	852.083,33	852.083,33	10.225.000,00	171.268.750,00
1410102/01/00016	Band Saw Building	1	01-Mei-04	240	66.500.000,00	277.083,33	277.083,33	277.083,33	277.083,33	277.083,33	277.083,33	277.083,33	277.083,33	277.083,33	277.083,33	277.083,33	277.083,33	277.083,33	3.325.000,00	55.416.666,67
1410102/01/00017	Pallet Building	3	01-Agu-04	240	692.000.000,00	2.883.333,33	2.883.333,33	2.883.333,33	2.883.333,33	2.883.333,33	2.883.333,33	2.883.333,33	2.883.333,33	2.883.333,33	2.883.333,33	2.883.333,33	2.883.333,33	2.883.333,33	34.600.000,00	568.016.666,67
1410102/01/00020	Panel Saw Building	1	17-Agu-04	240	16.500.000,00	68.750,00	68.750,00	68.750,00	68.750,00	68.750,00	68.750,00	68.750,00	68.750,00	68.750,00	68.750,00	68.750,00	68.750,00	68.750,00	825.000,00	13.475.000,00
1410102/01/00022	Building Plant 2	1	09-Jun-05	240	72.025.824.437,00	300.107.601,82	300.107.601,82	300.107.601,82	300.107.601,82	300.107.601,82	300.107.601,82	300.107.601,82	300.107.601,82	300.107.601,82	300.107.601,82	300.107.601,82	300.107.601,82	300.107.601,82	3.601.291.221,85	56.120.121.540,50
1410102/01/00024	Log Yard	1	01-Jun-05	240	1.700.000.000,00	7.083.333,33	7.083.333,33	7.083.333,33	7.083.333,33	7.083.333,33	7.083.333,33	7.083.333,33	7.083.333,33	7.083.333,33	7.083.333,33	7.083.333,33	7.083.333,33	7.083.333,33	85.000.000,00	1.324.583.333,33
BUILD-2																				
1410102/02/00001	Log Yard 1	2	14-Des-05	240	8.334.147.500,00	34.725.614,58	34.725.614,58	34.725.614,58	34.725.614,58	34.725.614,58	34.725.614,58	34.725.614,58	34.725.614,58	34.725.614,58	34.725.614,58	34.725.614,58	34.725.614,58	34.725.614,58	416.707.375,00	6.285.336.239,58
1410102/02/00003	WeighBridge 1	1	31-Mar-06	240	151.000.000,00	629.166,67	629.166,67	629.166,67	629.166,67	629.166,67	629.166,67	629.166,67	629.166,67	629.166,67	629.166,67	629.166,67	629.166,67	629.166,67	7.550.000,00	111.362.500,00
1410102/02/00004	LOG Control Pos	1	01-Jun-06	240	37.728.000,00	157.200,00	157.200,00	157.200,00	157.200,00	157.200,00	157.200,00	157.200,00	157.200,00	157.200,00	157.200,00	157.200,00	157.200,00	157.200,00	1.886.400,00	27.510.000,00
1410102/02/00005	LOG Shelter	1	01-Agu-06	240	173.000.000,00	720.833,33	720.833,33	720.833,33	720.833,33	720.833,33	720.833,33	720.833,33	720.833,33	720.833,33	720.833,33	720.833,33	720.833,33	720.833,33	8.650.000,00	124.704.166,67
BUILD-3																				
1410102/03/00001	Front Office Building	1	01-Agu-06	240	91.500.000,00	381.250,00	381.250,00	381.250,00	381.250,00	381.250,00	381.250,00	381.250,00	381.250,00	381.250,00	381.250,00	381.250,00	381.250,00	381.250,00	4.575.000,00	65.956.250,00
1410102/03/00002	Masjid	1	23-Jan-07	240	165.000.000,00	687.500,00	687.500,00	687.500,00	687.500,00	687.500,00	687.500,00	687.500,00	687.500,00	687.500,00	687.500,00	687.500,00	687.500,00	687.500,00	8.250.000,00	114.812.500,00
1410102/03/00003	Security Post	2	07-Feb-07	240	51.000.000,00	212.500,00	212.500,00	212.500,00	212.500,00	212.500,00	212.500,00	212.500,00	212.500,00	212.500,00	212.500,00	212.500,00	212.500,00	212.500,00	2.550.000,00	37.343.750,00
1410102/03/00005	Kantin	1	30-Apr-08	240	1.070.546.420,00	4.460.610,08	4.460.610,08	4.460.610,08	4.460.610,08	4.460.610,08	4.460.610,08	4.460.610,08	4.460.610,08	4.460.610,08	4.460.610,08	4.460.610,08	4.460.610,08	4.460.610,08	53.527.321,00	678.012.732,67
1410102/03/00006	Pagar Beton PO13/04/009 P:156m	1	21-Mei-08	240	96.246.625,00	401.027,60	401.027,60	401.027,60	401.027,60	401.027,60	401.027,60	401.027,60	401.027,60	401.027,60	401.027,60	401.027,60	401.027,60	401.027,60	4.812.331,25	60.555.168,23
1410102/03/00007	Toilet Loading Dock P2	1	14-Jul-09	240	135.708.625,00	565.452,60	565.452,60	565.452,60	565.452,60	565.452,60	565.452,60	565.452,60	565.452,60	565.452,60	565.452,60	565.452,60	565.452,60	565.452,60	6.785.431,25	78.032.459,38

Kode	Fixed Asset	QTY	Date	Life	Scorched Price	Jan-20	Feb-20	Mar-20	Apr-20	Mei-20	Jun-20	Jul-20	Agu-20	Sep-20	Okt-20	Nov-20	Des-20	Depreciation 2020	Accumulated Depreciation 2020
1410102/03/00009	Gedung TPS Limbah B3 -SHE	3	07-Jul-09	240	301.975.000,00	1.258.229,17	1.258.229,17	1.258.229,17	1.258.229,17	1.258.229,17	1.258.229,17	1.258.229,17	1.258.229,17	1.258.229,17	1.258.229,17	1.258.229,17	1.258.229,17	15.098.750,00	173.635.625,00
1410102/03/00013	Balan Akses Blok J Logyard-Log	1	30-Agu-18	240	324.370.693,00	1.351.544,55	1.351.544,55	1.351.544,55	1.351.544,55	1.351.544,55	1.351.544,55	1.351.544,55	1.351.544,55	1.351.544,55	1.351.544,55	1.351.544,55	1.351.544,55	16.218.534,65	37.843.247,52
1410102/03/00015	Gedung Workshop CIP	1	31-Okt-18	240	395.000.000,00	1.645.833,33	1.645.833,33	1.645.833,33	1.645.833,33	1.645.833,33	1.645.833,33	1.645.833,33	1.645.833,33	1.645.833,33	1.645.833,33	1.645.833,33	1.645.833,33	19.750.000,00	42.791.666,67
H.EQP-1																			
1410104/01/00003	Forklift Elektrik Nichiyu-Prod	1	22-Apr-20	48	440.000.000,00					9.166.666,67	9.166.666,67	9.166.666,67	9.166.666,67	9.166.666,67	9.166.666,67	9.166.666,67	9.166.666,67	73.333.333,33	73.333.333,33
HSHOLD-1																			
1410108/01/00036	Eye wash Standing-SHE	2	27-Jul-20	48	25.058.890,00								522.060,21	522.060,21	522.060,21	522.060,21	522.060,21	2.610.301,04	2.610.301,04
LAND-1																			
1410101/01/00001	Land / Tanah	1			6.337.696.500,00														
1410101/01/00002	Land/ Tanah 2nd line	2			4.517.831.040,00														
1410101/01/00004	Land / Tanah TPA	1			391.866.642,00														
1410101/01/00005	Tanah Blok C Luas 11.277 M2	1	01-Mei-20		538.557.554,00														
1410101/01/00006	Tanah Blok A Luas 15.337 M2	1	01-Mei-20		1.194.057.962,00														
1410101/01/00007	Blok A Ex Suadi N L 14.407 M2	1	01-Mei-20		1.204.271.920,00														
LAND-2																			
1410101/02/00001	Land / Tanah Intake	1			63.000.000,00														
MACHN-1																			
1410103/01/00006	Machinery Plant 2	2	01-Jan-15	192	682.140.426.558,83	3.552.814.721,66	3.552.814.721,66	3.552.814.721,66	3.552.814.721,66	3.552.814.721,66	3.552.814.721,66	3.552.814.721,66	3.552.814.721,66	3.552.814.721,66	3.552.814.721,66	3.552.814.721,66	3.552.814.721,66	42.633.776.659,93	255.802.659.959,56
1410103/01/00008	Machinery P2 Expant Joint Duct	1	01-Agu-15	192	869.539.480,00	4.528.851,46	4.528.851,46	4.528.851,46	4.528.851,46	4.528.851,46	4.528.851,46	4.528.851,46	4.528.851,46	4.528.851,46	4.528.851,46	4.528.851,46	4.528.851,46	54.346.217,50	294.375.344,79
1410103/01/00009	Machinery P2 Combustor Boiler	1	21-Mei-15	192	350.230.000,00	1.824.114,58	1.824.114,58	1.824.114,58	1.824.114,58	1.824.114,58	1.824.114,58	1.824.114,58	1.824.114,58	1.824.114,58	1.824.114,58	1.824.114,58	1.824.114,58	21.889.375,00	122.215.677,08
1410103/01/00010	Mesin Sifter Plant	2	15-Feb-17	192	26.730.507.853,92	139.221.395,07	139.221.395,07	139.221.395,07	139.221.395,07	139.221.395,07	139.221.395,07	139.221.395,07	139.221.395,07	139.221.395,07	139.221.395,07	139.221.395,07	139.221.395,07	1.670.656.740,87	6.543.405.568,41
1410103/01/00011	Mesin High Pressure Blow	2	01-Mar-19	192	17.215.865.544,80	89.665.966,38	89.665.966,38	89.665.966,38	89.665.966,38	89.665.966,38	89.665.966,38	89.665.966,38	89.665.966,38	89.665.966,38	89.665.966,38	89.665.966,38	89.665.966,38	1.075.991.596,55	1.972.651.260,34
1410103/01/00014	Mesin Short Cycle Press Line 2	1	01-Mei-20	192	8.362.638.402,31					43.555.408,35	43.555.408,35	43.555.408,35	43.555.408,35	43.555.408,35	43.555.408,35	43.555.408,35	43.555.408,35	348.443.266,76	348.443.266,76
OFFEQP-1																			

Kode	Fixed Asset	QTY	Date	Life	Scorched Price	Jan-20	Feb-20	Mar-20	Apr-20	Mei-20	Jun-20	Jul-20	Agu-20	Sep-20	Okt-20	Nov-20	Des-20	Depreciation 2020	Accumulated Depreciation 2020
1410107/01/00107	AC Standing 5PK Panasonic	6	15-Mar-19	48	184.200.000,00	3.837.500,00	3.837.500,00	3.837.500,00	3.837.500,00	3.837.500,00	3.837.500,00	3.837.500,00	3.837.500,00	3.837.500,00	3.837.500,00	3.837.500,00	3.837.500,00	46.050.000,00	84.425.000,00
1410107/01/00111	AC Standing 2PK Panasonic-IT	1	17-Okt-19	48	14.875.000,00	309.895,83	309.895,83	309.895,83	309.895,83	309.895,83	309.895,83	309.895,83	309.895,83	309.895,83	309.895,83	309.895,83	309.895,83	3.718.750,00	4.338.541,67
1410107/01/00117	AC Casete 5 PK Panasonic-SCP	2	01-Mei-20	48	62.400.000,00					1.300.000,00	1.300.000,00	1.300.000,00	1.300.000,00	1.300.000,00	1.300.000,00	1.300.000,00	1.300.000,00	10.400.000,00	10.400.000,00
OFF.EQP-2																			
1410107/02/00046	PABX(Rak,LAN, Reconfigur) LT51	1	01-Des-20	48	277.207.545,44												5.775.157,20	5.775.157,20	5.775.157,20
1410107/02/00047	Network Aruba Instant LT51	1	01-Des-20	48	17.099.500,00												356.239,58	356.239,58	356.239,58
OFF.EQP-3																			
1410107/03/00203	CCTV Gedung Prosperity LT51	1	01-Des-20	48	33.732.705,00												702.764,69	702.764,69	702.764,69
1410107/03/00204	Kamera 360 Meeting Owl LT51	10	01-Des-20	48	179.417.504,50												3.737.864,68	3.737.864,68	3.737.864,68
1410107/03/00205	Projector Panasonic VW540 LT51	2	01-Des-20	48	50.666.666,00												1.055.555,54	1.055.555,54	1.055.555,54
1410107/03/00207	Projector NEC UM351 W LT51	1	01-Des-20	48	22.083.334,00												460.069,46	460.069,46	460.069,46
OFF.EQP-4																			
1410107/04/00276	PC Intel Asus Marketing - Jkt	1	07-Feb-20	48	10.965.000,00		228.437,50	228.437,50	228.437,50	228.437,50	228.437,50	228.437,50	228.437,50	228.437,50	228.437,50	228.437,50	228.437,50	2.512.812,50	2.512.812,50
1410107/04/00277	Laptop Huawei i5 13"-LKL	1	12-Nov-20	48	15.849.189,26												330.191,44	330.191,44	660.382,89
OFF.EQP-5																			
1410107/05/00145	Barcode Printronix S6204-Prod	1	10-Jun-19	48	16.500.000,00	343.750,00	343.750,00	343.750,00	343.750,00	343.750,00	343.750,00	343.750,00	343.750,00	343.750,00	343.750,00	343.750,00	343.750,00	4.125.000,00	6.531.250,00
1410107/05/00147	Mesin Fotocopy Apeosport LT51	1	01-Des-20	48	64.000.000,00												1.333.333,33	1.333.333,33	1.333.333,33
OFF.EQP-6																			
1410107/06/00011	Okamura Chair Board R Lt51	24	01-Nov-20	48	459.432.000,00												9.571.500,00	9.571.500,00	19.143.000,00
1410107/06/00035	Okamura Chair Meeting R Lt51	34	01-Nov-20	48	372.402.000,00												7.758.375,00	7.758.375,00	15.516.750,00
1410107/06/00069	Okamura Chair Contesa S Lt51	3	01-Nov-20	48	139.032.000,00												2.896.500,00	2.896.500,00	5.793.000,00
OFF.EQP-8																			
1410107/08/00067	Filling Cabinet Pros LT51	1	01-Des-20	48	122.850.000,00												2.559.375,00	2.559.375,00	2.559.375,00
1410107/09/00068	Mesin Penghancur Kertas-Jkt	1	27-Des-20	48	17.472.727,00													0,00	0,00

Kode	Fixed Asset	QTY	Date	Life	Scorched Price	Jan-20	Feb-20	Mar-20	Apr-20	Mai-20	Jun-20	Jul-20	Agu-20	Sep-20	Okt-20	Nov-20	Des-20	Depreciation 2020	Accumulated Depreciation 2020
OFFEQP-9																			
1410107/09/00061	Vollara Fresh Air Box	1	01-Des-20	48	12.937.500,00												269.531,25	269.531,25	269.531,25
1410107/09/00085	TV LED Samsung 1.7m 46" LT51	9	01-Des-20	48	337.201.000,02												7.025.020,83	7.025.020,83	7.025.020,83
1410107/09/00092	Sink in Cristalmood LT51	4	01-Des-20	48	45.454.544,00												946.969,67	946.969,67	946.969,67
TOOL-01																			
1410106/01/00019	Ramp stuffing container L1-Log	1	22-Apr-19	48	131.818.182,00	2.746.212,13	2.746.212,13	2.746.212,13	2.746.212,13	2.746.212,13	2.746.212,13	2.746.212,13	2.746.212,13	2.746.212,13	2.746.212,13	2.746.212,13	2.746.212,13	32.954.545,50	54.924.242,50
TOOL-03																			
1410106/03/00038	Pump ForGlue"Roper-U SA"2-WHNEG	1	01-Feb-20	48	62.000.000,00		1.291.666,67	1.291.666,67	1.291.666,67	1.291.666,67	1.291.666,67	1.291.666,67	1.291.666,67	1.291.666,67	1.291.666,67	1.291.666,67	1.291.666,67	14.208.333,33	14.208.333,33
TOOL-05																			
1410106/05/00020	Table Saw"Powerone"-G A	1	22-Agu-19	48	17.068.360,00	355.590,83	355.590,83	355.590,83	355.590,83	355.590,83	355.590,83	355.590,83	355.590,83	355.590,83	355.590,83	355.590,83	355.590,83	4.267.090,00	5.689.453,33
1410106/05/00021	KLINGER Circular Slitt Saw-ME	1	14-Sep-20	48	11.930.000,00									248.541,67	248.541,67	248.541,67	248.541,67	994.166,67	994.166,67
TOOL-06																			
1410106/06/00082	Spectrofotometer Prove600-TQA	1	18-Okt-19	48	110.138.600,00	2.294.554,17	2.294.554,17	2.294.554,17	2.294.554,17	2.294.554,17	2.294.554,17	2.294.554,17	2.294.554,17	2.294.554,17	2.294.554,17	2.294.554,17	2.294.554,17	27.534.650,00	32.123.758,33
1410106/06/00083	IMAL DPX300-LTE-TQA	1	15-Jun-20	48	374.225.600,00						7.796.366,67	7.796.366,67	7.796.366,67	7.796.366,67	7.796.366,67	7.796.366,67	7.796.366,67	54.574.566,67	54.574.566,67
TOOL-10																			
1410106/10/00167	Reactor Glue Mini-Lab	2	18-Jun-19	48	83.235.537,00	1.734.073,69	1.734.073,69	1.734.073,69	1.734.073,69	1.734.073,69	1.734.073,69	1.734.073,69	1.734.073,69	1.734.073,69	1.734.073,69	1.734.073,69	1.734.073,69	20.808.884,25	31.213.326,38
1410106/10/00169	Weko Line 1-ME	1	30-Sep-19	48	759.992.568,00	15.833.178,50	15.833.178,50	15.833.178,50	15.833.178,50	15.833.178,50	15.833.178,50	15.833.178,50	15.833.178,50	15.833.178,50	15.833.178,50	15.833.178,50	15.833.178,50	189.998.142,00	237.497.677,50
1410106/10/00170	Pad Ins HOT PLATEN TOP-ME	1	01-Des-19	48	1.313.228.369,73	27.358.924,37	27.358.924,37	27.358.924,37	27.358.924,37	27.358.924,37	27.358.924,37	27.358.924,37	27.358.924,37	27.358.924,37	27.358.924,37	27.358.924,37	27.358.924,37	328.307.092,43	355.666.016,80
1410106/10/00171	Steel Belt 3,5x3020x68540-ME	1	27-Feb-20	48	8.805.092.632,38		183.439.429,84	183.439.429,84	183.439.429,84	183.439.429,84	183.439.429,84	183.439.429,84	183.439.429,84	183.439.429,84	183.439.429,84	183.439.429,84	183.439.429,84	1.834.394.298,41	1.834.394.298,41
1410106/10/00172	Wear Rotor Body Chipper-ME	1	01-Mar-20	48	1.168.002.274,00		24.333.380,71	24.333.380,71	24.333.380,71	24.333.380,71	24.333.380,71	24.333.380,71	24.333.380,71	24.333.380,71	24.333.380,71	24.333.380,71	24.333.380,71	243.333.807,08	243.333.807,08
1410106/10/00173	IPAL Domestic ke WWTP	1	01-Mei-20	48	214.521.975,32					4.469.207,82	4.469.207,82	4.469.207,82	4.469.207,82	4.469.207,82	4.469.207,82	4.469.207,82	4.469.207,82	35.753.662,55	35.753.662,55
1410106/10/00174	Filter Press Sludge D -Uty	1	17-Jul-20	48	39.799.368,00								829.153,50	829.153,50	829.153,50	829.153,50	829.153,50	4.145.767,50	4.145.767,50
1410106/10/00175	Impac Wrenc Elect Makita-Prod	2	21-Jul-20	48	26.185.750,00								545.536,46	545.536,46	545.536,46	545.536,46	545.536,46	2.727.682,29	2.727.682,29
1410106/10/00176	Torque Tools 1400Nm-Prod	1	08-Sep-20	48	12.040.000,00									250.833,33	250.833,33	250.833,33	250.833,33	1.003.333,33	1.003.333,33

Kode	Fixed Asset	QTY	Date	Life	Scorched Price	Jan-20	Feb-20	Mar-20	Apr-20	Mei-20	Jun-20	Jul-20	Agu-20	Sep-20	Okt-20	Nov-20	Des-20	Depreciation 2020	Accumulated Depreciation 2020
I410106/10/00177	Chemical Duty Vacuum Pump-TQA	1	22-Okt-20	48	10.885.000,00											226.770,83	226.770,83	453.541,67	453.541,67
I410106/10/00180	Roller Rod Chain HPC40,ME	2	17-Nov-20	48	2.394.696.977,90												49.889.520,37	49.889.520,37	49.889.520,37
VEHICLE-1																			
I410105/01/00008	Motor Vario B64087SIQ-GA Jkt	1	01-Des-19	48	19.752.000,00	411.500,00	411.500,00	411.500,00	411.500,00	411.500,00	411.500,00	411.500,00	411.500,00	411.500,00	411.500,00	411.500,00	411.500,00	4.938.000,00	5.349.500,00
VEHICLE-2																			
I410105/02/00035	Mobil Avanza B 2763 SIN	1	09-Okt-19	48	198.000.000,00	4.125.000,00	4.125.000,00	4.125.000,00	4.125.000,00	4.125.000,00	4.125.000,00	4.125.000,00	4.125.000,00	4.125.000,00	4.125.000,00	4.125.000,00	4.125.000,00	49.500.000,00	61.875.000,00
I410105/02/00038	Mobil Alphard B 2670 SRE - MT	1	01-Mei-20	48	1.010.200.000,00					21.045.833,33	21.045.833,33	21.045.833,33	21.045.833,33	21.045.833,33	21.045.833,33	21.045.833,33	21.045.833,33	168.366.666,67	168.366.666,67
TOTAL					942.227.521.353,41	4.566.685.985,32	4.568.206.089,49	4.775.978.900,04	4.775.978.900,04	4.855.516.016,20	4.863.312.382,87	4.863.312.382,87	4.865.209.133,03	4.865.708.508,03	4.865.708.508,03	4.886.491.845,31	4.960.603.246,91	57.712.711.898,13	408.223.809.065,46

PT Sumatera Prima Fibreboard
Laporan Detail Fixed Asset
31 Desember 2021

Code	Fixed Asset	QTY	Date	Life	Scorched Price	Jan-21	Feb-21	Mar-21	Apr-21	Mei-21	Jun-21	Jul-21	Agu-21	Sep-21	Okt-21	Nov-21	Des-21	Depreciation 2021	Accumulated Depreciation 2021
BUILD-1																			
1410102/01/00001	Chipper Building	3	01-Jan-04	240	142.500.000,00	593.750,00	593.750,00	593.750,00	593.750,00	593.750,00	593.750,00	593.750,00	593.750,00	593.750,00	593.750,00	593.750,00	593.750,00	7.125.000,00	128.250.000,00
1410102/01/00004	MDF Building	11	15-Jan-04	240	86.452.334.296,00	360.218.059,57	360.218.059,57	360.218.059,57	360.218.059,57	360.218.059,57	360.218.059,57	360.218.059,57	360.218.059,57	360.218.059,57	360.218.059,57	360.218.059,57	360.218.059,57	4.322.616.714,80	77.807.100.866,40
1410102/01/00015	Finished Good Building	1	20-Mar-04	240	204.500.000,00	852.083,33	852.083,33	852.083,33	852.083,33	852.083,33	852.083,33	852.083,33	852.083,33	852.083,33	852.083,33	852.083,33	852.083,33	10.225.000,00	181.493.750,00
1410102/01/00016	Band Saw Building	1	01-Mei-04	240	66.500.000,00	277.083,33	277.083,33	277.083,33	277.083,33	277.083,33	277.083,33	277.083,33	277.083,33	277.083,33	277.083,33	277.083,33	277.083,33	3.325.000,00	58.741.666,67
1410102/01/00017	Pallet Building	3	01-Agu-04	240	692.000.000,00	2.883.333,33	2.883.333,33	2.883.333,33	2.883.333,33	2.883.333,33	2.883.333,33	2.883.333,33	2.883.333,33	2.883.333,33	2.883.333,33	2.883.333,33	2.883.333,33	34.600.000,00	602.616.666,67
1410102/01/00020	Panel Saw Building	1	17-Agu-04	240	16.500.000,00	68.750,00	68.750,00	68.750,00	68.750,00	68.750,00	68.750,00	68.750,00	68.750,00	68.750,00	68.750,00	68.750,00	68.750,00	825.000,00	14.300.000,00
1410102/01/00022	Building Plant 2	1	09-Jun-05	240	72.025.824.437,00	300.107.601,82	300.107.601,82	300.107.601,82	300.107.601,82	300.107.601,82	300.107.601,82	300.107.601,82	300.107.601,82	300.107.601,82	300.107.601,82	300.107.601,82	300.107.601,82	3.601.291.221,85	59.721.412.762,35
1410102/01/00024	Log Yard	1	01-Jun-05	240	1.700.000.000,00	7.083.333,33	7.083.333,33	7.083.333,33	7.083.333,33	7.083.333,33	7.083.333,33	7.083.333,33	7.083.333,33	7.083.333,33	7.083.333,33	7.083.333,33	7.083.333,33	85.000.000,00	1.409.583.333,33
BUILD-2																			
1410102/02/00001	Log Yard 1	2	14-Des-05	240	8.334.147.500,00	34.725.614,58	34.725.614,58	34.725.614,58	34.725.614,58	34.725.614,58	34.725.614,58	34.725.614,58	34.725.614,58	34.725.614,58	34.725.614,58	34.725.614,58	34.725.614,58	416.707.375,00	6.702.043.614,58
1410102/02/00003	WeighBridge 1	1	31-Mar-06	240	151.000.000,00	629.166,67	629.166,67	629.166,67	629.166,67	629.166,67	629.166,67	629.166,67	629.166,67	629.166,67	629.166,67	629.166,67	629.166,67	7.550.000,00	118.912.500,00
1410102/02/00004	LOG Control Pos	1	01-Jun-06	240	37.728.000,00	157.200,00	157.200,00	157.200,00	157.200,00	157.200,00	157.200,00	157.200,00	157.200,00	157.200,00	157.200,00	157.200,00	157.200,00	1.886.400,00	29.396.400,00
1410102/02/00005	LOG Shelter	1	01-Agu-06	240	173.000.000,00	720.833,33	720.833,33	720.833,33	720.833,33	720.833,33	720.833,33	720.833,33	720.833,33	720.833,33	720.833,33	720.833,33	720.833,33	8.650.000,00	133.354.166,67
BUILD-3																			
1410102/03/00001	Front Office Building	1	01-Agu-06	240	91.500.000,00	381.250,00	381.250,00	381.250,00	381.250,00	381.250,00	381.250,00	381.250,00	381.250,00	381.250,00	381.250,00	381.250,00	381.250,00	4.575.000,00	70.531.250,00
1410102/03/00002	Masjid	1	23-Jan-07	240	165.000.000,00	687.500,00	687.500,00	687.500,00	687.500,00	687.500,00	687.500,00	687.500,00	687.500,00	687.500,00	687.500,00	687.500,00	687.500,00	8.250.000,00	123.062.500,00
1410102/03/00003	Security Post	2	07-Feb-07	240	51.000.000,00	212.500,00	212.500,00	212.500,00	212.500,00	212.500,00	212.500,00	212.500,00	212.500,00	212.500,00	212.500,00	212.500,00	212.500,00	2.550.000,00	39.893.750,00
1410102/03/00005	Kantin	1	30-Apr-08	240	1.070.546.420,00	4.460.610,08	4.460.610,08	4.460.610,08	4.460.610,08	4.460.610,08	4.460.610,08	4.460.610,08	4.460.610,08	4.460.610,08	4.460.610,08	4.460.610,08	4.460.610,08	53.527.321,00	731.540.053,67
1410102/03/00006	Pagar Beton PO13/04/009 P.156m	1	21-Mei-08	240	96.246.625,00	401.027,60	401.027,60	401.027,60	401.027,60	401.027,60	401.027,60	401.027,60	401.027,60	401.027,60	401.027,60	401.027,60	401.027,60	4.812.331,25	65.367.499,48
1410102/03/00007	Toilet Loading Dock P2	1	14-Jul-09	240	135.708.625,00	565.452,60	565.452,60	565.452,60	565.452,60	565.452,60	565.452,60	565.452,60	565.452,60	565.452,60	565.452,60	565.452,60	565.452,60	6.785.431,25	84.817.890,63

Kode	Fixed Asset	QTY	Date	Life	Scorched Price	Jan-21	Feb-21	Mar-21	Apr-21	Mei-21	Jun-21	Jul-21	Agu-21	Sep-21	Okt-21	Nov-21	Des-21	Depreciation 2021	Accumulated Depreciation 2021
1410102/03/0009	Gedung TPS Limbah B3 -SHE	3	07-Jul-09	240	301.975.000,00	1.258.229,17	1.258.229,17	1.258.229,17	1.258.229,17	1.258.229,17	1.258.229,17	1.258.229,17	1.258.229,17	1.258.229,17	1.258.229,17	1.258.229,17	1.258.229,17	15.098.750,00	188.734.375,00
1410102/03/00013	Jalan Akses Blok J Logyard-Log	1	30-Agu-18	240	324.370.693,00	1.351.544,55	1.351.544,55	1.351.544,55	1.351.544,55	1.351.544,55	1.351.544,55	1.351.544,55	1.351.544,55	1.351.544,55	1.351.544,55	1.351.544,55	1.351.544,55	16.218.534,65	54.061.782,17
1410102/03/00015	Gedung Workshop CIP	1	31-Okt-18	240	395.000.000,00	1.645.833,33	1.645.833,33	1.645.833,33	1.645.833,33	1.645.833,33	1.645.833,33	1.645.833,33	1.645.833,33	1.645.833,33	1.645.833,33	1.645.833,33	1.645.833,33	19.750.000,00	62.541.666,67
H.EQP-1																			
1410104/01/00003	Forklift Elektrik Nichiyu-Prod	1	22-Apr-20	48	440.000.000,00	9.166.666,67	9.166.666,67	9.166.667,67	9.166.668,67	9.166.666,67	9.166.666,67	9.166.666,67	9.166.666,67	9.166.666,67	9.166.666,67	9.166.666,67	9.166.666,67	110.000.003,00	183.333.336,33
HSHOLD-1																			
1410108/01/00036	Eye wash Standing-SHE	2	27-Jul-20	48	25.058.890,00	522.060,21	522.060,21	522.060,21	522.060,21	522.060,21	522.060,21	522.060,21	522.060,21	522.060,21	522.060,21	522.060,21	522.060,21	6.264.722,50	8.875.023,54
1410108/01/00037	TV 4K HDR Sony 65"-LKL	1	18-Jan-21	48	11.699.100,00		243.731,25	243.731,25	243.731,25	243.731,25	243.731,25	243.731,25	243.731,25	243.731,25	243.731,25	243.731,25	243.731,25	2.681.043,75	2.681.043,75
1410108/01/00038	Electric Impae Tool M32-ME	1	01-Mar-21	48	13.000.000,00			270.833,33	270.833,33	270.833,33	270.833,33	270.833,33	270.833,33	270.833,33	270.833,33	270.833,33	270.833,33	2.708.333,33	2.708.333,33
LAND-1																			
1410101/01/00001	Land / Tanah	1			6.337.696.500,00														
1410101/01/00002	Land/ Tanah 2nd line	2			4.517.831.040,00														
1410101/01/00004	Land / Tanah TPA	1			391.866.642,00														
1410101/01/00005	Tanah Blok C Luas 11.277 M2	1	01-Mei-20		538.557.554,00														
1410101/01/00006	Tanah Blok A Luas 15.337 M2	1	01-Mei-20		1.194.057.962,00														
1410101/01/00007	Blok A Ex Suadi N L 14.407 M2	1	01-Mei-20		1.204.271.920,00														
1410101/01/00008	Barker L2 Ex Rumadi LT 3554 M2	1	01-Sep-21		316.497.144,00														
1410101/01/00009	Blok A Ex Roaida LT 57.713 M2	1	01-Okt-21		10.250.000.000,00														
1410101/01/00010	Blok A Ex Roaida Js Notaris	1	01-Okt-21		570.000.000,00														
LAND-2																			
1410101/02/00001	Land / Tanah Intake	1			63.000.000,00														
MACHN-1																			
1410103/01/00006	Machinery Plant 2	2	01-Jan-15	192	682.140.426.588,83	3.552.814.721,66	3.552.814.721,66	3.552.814.721,66	3.552.814.721,66	3.552.814.721,66	3.552.814.721,66	3.552.814.721,66	3.552.814.721,66	3.552.814.721,66	3.552.814.721,66	3.552.814.721,66	3.552.814.721,66	42.633.776.659,93	298.436.436.619,49

Code	Fixed Asset	QTY	Date	Life	Scorched Price	Jan-21	Feb-21	Mar-21	Apr-21	Mei-21	Jun-21	Jul-21	Agu-21	Sep-21	Okt-21	Nov-21	Des-21	Depreciation 2021	Accumulated Depreciation 2021	
OFF.EQP-5																				
1410107/05/00145	Barcode Printronix S6204-Prod	1	10-Jun-19	48	16.500.000,00	343.750,00	343.750,00	343.750,00	343.750,00	343.750,00	343.750,00	343.750,00	343.750,00	343.750,00	343.750,00	343.750,00	343.750,00	343.750,00	4.125.000,00	10.656.250,00
1410107/05/00147	Mesin Fotocopy Apeosport LT51	1	01-Des-20	48	64.000.000,00	1.333.333,33	1.333.333,33	1.333.333,33	1.333.333,33	1.333.333,33	1.333.333,33	1.333.333,33	1.333.333,33	1.333.333,33	1.333.333,33	1.333.333,33	1.333.333,33	1.333.333,33	16.000.000,00	17.333.333,33
OFF.EQP-6																				
1410107/06/00011	Okamura Chair Board R Lt51	24	01-Nov-20	48	459.432.000,00	9.571.500,00	9.571.500,00	9.571.500,00	9.571.500,00	9.571.500,00	9.571.500,00	9.571.500,00	9.571.500,00	9.571.500,00	9.571.500,00	9.571.500,00	9.571.500,00	9.571.500,00	114.858.000,00	134.001.000,00
1410107/06/00035	Okamura Chair Meeting R Lt51	34	01-Nov-20	48	372.402.000,00	7.758.375,00	7.758.375,00	7.758.375,00	7.758.375,00	7.758.375,00	7.758.375,00	7.758.375,00	7.758.375,00	7.758.375,00	7.758.375,00	7.758.375,00	7.758.375,00	7.758.375,00	93.100.500,00	108.617.250,00
1410107/06/00069	Okamura Chair Contesa S Lt51	3	01-Nov-20	48	139.032.000,00	2.896.500,00	2.896.500,00	2.896.500,00	2.896.500,00	2.896.500,00	2.896.500,00	2.896.500,00	2.896.500,00	2.896.500,00	2.896.500,00	2.896.500,00	2.896.500,00	2.896.500,00	34.758.000,00	40.551.000,00
1410107/06/00073	Think Chair HB L/L Lt51-1	3	01-Nov-21	48	36.000.000,00											750.000,00	750.000,00	1.500.000,00	1.500.000,00	
1410107/06/00076	Think Chair HB FA Lt51	7	01-Nov-21	48	70.084.000,00											1.460.083,33	1.460.083,33	2.920.166,67	2.920.166,67	
1410107/06/00083	Modular Sofa Dir LFCH02 LT51	6	01-Nov-21	48	86.400.000,00											1.800.000,00	1.800.000,00	3.600.000,00	3.600.000,00	
OFF.EQP-8																				
1410107/08/00067	Filling Cabinet Pros LT51	1	01-Des-20	48	122.850.000,00	2.559.375,00	2.559.375,00	2.559.375,00	2.559.375,00	2.559.375,00	2.559.375,00	2.559.375,00	2.559.375,00	2.559.375,00	2.559.375,00	2.559.375,00	2.559.375,00	2.559.375,00	30.712.500,00	33.271.875,00
1410107/09/00068	Mesin Penghancur Kertas-Jkt	1	27-Des-20	48	17.472.727,00	364.015,15	364.015,15	364.015,15	364.015,15	364.015,15	364.015,15	364.015,15	364.015,15	364.015,15	364.015,15	364.015,15	364.015,15	364.015,15	4.368.181,75	4.368.181,75
OFF.EQP-9																				
1410107/09/00061	Vollara Fresh Air Box	1	01-Des-20	48	12.937.500,00	269.531,25	269.531,25	269.531,25	269.531,25	269.531,25	269.531,25	269.531,25	269.531,25	269.531,25	269.531,25	269.531,25	269.531,25	269.531,25	3.234.375,00	3.503.906,25
1410107/09/00085	TV LED Samsung 1.7m 46" LT51	9	01-Des-20	48	337.201.000,02	7.025.020,83	7.025.020,83	7.025.020,83	7.025.020,83	7.025.020,83	7.025.020,83	7.025.020,83	7.025.020,83	7.025.020,83	7.025.020,83	7.025.020,83	7.025.020,83	7.025.020,83	84.300.250,01	91.325.270,84
1410107/09/00092	Sink in Cristalmood LT51	4	01-Des-20	48	45.454.544,00	946.969,67	946.969,67	946.969,67	946.969,67	946.969,67	946.969,67	946.969,67	946.969,67	946.969,67	946.969,67	946.969,67	946.969,67	946.969,67	11.363.636,00	12.310.605,67
1410107/09/00098	TV Samsung 4K Smart 65" Lt51	7	12-Mei-21	48	83.363.637,00					1.736.742,44	1.736.742,44	1.736.742,44	1.736.742,44	1.736.742,44	1.736.742,44	1.736.742,44	1.736.742,44	1.736.742,44	13.893.939,50	13.893.939,50
1410107/09/00105	TV Samsung 4K Smart 75" Lt51	2	03-Jun-21	48	42.727.272,00					890.151,50	890.151,50	890.151,50	890.151,50	890.151,50	890.151,50	890.151,50	890.151,50	890.151,50	6.231.060,50	6.231.060,50
TOOL-01																				
1410106/01/00019	Ramp stuffing container L1-Log	1	22-Apr-19	48	131.818.182,00	2.746.212,13	2.746.212,13	2.746.212,13	2.746.212,13	2.746.212,13	2.746.212,13	2.746.212,13	2.746.212,13	2.746.212,13	2.746.212,13	2.746.212,13	2.746.212,13	2.746.212,13	32.954.545,50	87.878.788,00
TOOL-03																				
1410106/03/00038	Pump ForGlue"Roper-US A"2-WHNF	1	01-Feb-20	48	62.000.000,00	1.291.666,67	1.291.666,67	1.291.666,67	1.291.666,67	1.291.666,67	1.291.666,67	1.291.666,67	1.291.666,67	1.291.666,67	1.291.666,67	1.291.666,67	1.291.666,67	1.291.666,67	15.500.000,00	29.708.333,33

Kode	Fixed Asset	QTY	Date	Life	Scorched Price	Jan-21	Feb-21	Mar-21	Apr-21	Mei-21	Jun-21	Jul-21	Agu-21	Sep-21	Okt-21	Nov-21	Des-21	Depreciation 2021	Accumulated Depreciation 2021	
1410106/03/00039	DELTA PUMP EA GLUE-WHNG	1	01-Okt-21	48	25.189.000,00										524.770,83	524.770,83	524.770,83	1.574.312,50	1.574.312,50	
TOOL-05																				
1410106/05/00020	Table Saw"Powerone"-G A	1	22-Agu-19	48	17.068.360,00	355.590,83	355.590,83	355.590,83	355.590,83	355.590,83	355.590,83	355.590,83	355.590,83	355.590,83	355.590,83	355.590,83	355.590,83	355.590,83	4.267.090,00	9.956.543,33
1410106/05/00021	KLINGER Circular Slitt Saw-ME	1	14-Sep-20	48	11.930.000,00	248.541,67	248.541,67	248.541,67	248.541,67	248.541,67	248.541,67	248.541,67	248.541,67	248.541,67	248.541,67	248.541,67	248.541,67	248.541,67	2.982.500,00	3.976.666,67
TOOL-06																				
1410106/06/00082	Spectrofotometer Prove600-TQA	1	18-Okt-19	48	110.138.600,00	2.294.554,17	2.294.554,17	2.294.554,17	2.294.554,17	2.294.554,17	2.294.554,17	2.294.554,17	2.294.554,17	2.294.554,17	2.294.554,17	2.294.554,17	2.294.554,17	2.294.554,17	27.534.650,00	59.658.408,33
1410106/06/00083	IMAL DPX300-LTE-TQ A	1	15-Jun-20	48	374.225.600,00	7.796.366,67	7.796.366,67	7.796.366,67	7.796.366,67	7.796.366,67	7.796.366,67	7.796.366,67	7.796.366,67	7.796.366,67	7.796.366,67	7.796.366,67	7.796.366,67	7.796.366,67	93.556.400,00	148.130.966,67
TOOL-07																				
1410106/07/00075	Mesin Pompa Yanmar TF65-SHE	1	17-Nov-21	48	20.250.000,00												421.875,00	421.875,00	421.875,00	
TOOL-10																				
1410106/10/00167	Reactor Glue Mini-Lab	2	18-Jun-19	48	83.235.537,00	1.734.073,69	1.734.073,69	1.734.073,69	1.734.073,69	1.734.073,69	1.734.073,69	1.734.073,69	1.734.073,69	1.734.073,69	1.734.073,69	1.734.073,69	1.734.073,69	1.734.073,69	20.808.884,25	52.022.210,63
1410106/10/00169	Weko Line 1-ME	1	30-Sep-19	48	759.992.568,00	15.833.178,50	15.833.178,50	15.833.178,50	15.833.178,50	15.833.178,50	15.833.178,50	15.833.178,50	15.833.178,50	15.833.178,50	15.833.178,50	15.833.178,50	15.833.178,50	15.833.178,50	189.998.142,00	427.495.819,50
1410106/10/00170	Pad Ins HOT PLATEN TOP-ME	1	01-Des-19	48	1.313.228.369,73	27.358.924,37	27.358.924,37	27.358.924,37	27.358.924,37	27.358.924,37	27.358.924,37	27.358.924,37	27.358.924,37	27.358.924,37	27.358.924,37	27.358.924,37	27.358.924,37	27.358.924,37	328.307.092,43	683.973.109,23
1410106/10/00171	Steel Belt 3,5x3020x68540- ME	1	27-Feb-20	48	8.805.092.632,38	183.439.429,84	183.439.429,84	183.439.429,84	183.439.429,84	183.439.429,84	183.439.429,84	183.439.429,84	183.439.429,84	183.439.429,84	183.439.429,84	183.439.429,84	183.439.429,84	183.439.429,84	2.201.273.158,10	4.035.667.456,51
1410106/10/00172	Wear Rotor Body Chipper-ME	1	01-Mar-20	48	1.168.002.274,00	24.333.380,71	24.333.380,71	24.333.380,71	24.333.380,71	24.333.380,71	24.333.380,71	24.333.380,71	24.333.380,71	24.333.380,71	24.333.380,71	24.333.380,71	24.333.380,71	24.333.380,71	292.000.568,50	535.334.375,58
1410106/10/00173	IPAL Domestic ke WWTP	1	01-Mei-20	48	214.521.975,32	4.469.207,82	4.469.207,82	4.469.207,82	4.469.207,82	4.469.207,82	4.469.207,82	4.469.207,82	4.469.207,82	4.469.207,82	4.469.207,82	4.469.207,82	4.469.207,82	4.469.207,82	53.630.493,83	89.384.156,38
1410106/10/00174	Filter Press Sludge D-Uty	1	17-Jul-20	48	39.799.368,00	829.153,50	829.153,50	829.153,50	829.153,50	829.153,50	829.153,50	829.153,50	829.153,50	829.153,50	829.153,50	829.153,50	829.153,50	829.153,50	9.949.842,00	14.095.609,50
1410106/10/00175	Impac Wrenc Elcet Makita-Prod	2	21-Jul-20	48	26.185.750,00	545.536,46	545.536,46	545.536,46	545.536,46	545.536,46	545.536,46	545.536,46	545.536,46	545.536,46	545.536,46	545.536,46	545.536,46	545.536,46	6.546.437,50	9.274.119,79
1410106/10/00176	Torque Tools 1400Nm-Prod	1	08-Sep-20	48	12.040.000,00	250.833,33	250.833,33	250.833,33	250.833,33	250.833,33	250.833,33	250.833,33	250.833,33	250.833,33	250.833,33	250.833,33	250.833,33	250.833,33	3.010.000,00	4.013.333,33
1410106/10/00177	Chemical Duty Vacum Pump-TQA	1	22-Okt-20	48	10.885.000,00	226.770,83	226.770,83	226.770,83	226.770,83	226.770,83	226.770,83	226.770,83	226.770,83	226.770,83	226.770,83	226.770,83	226.770,83	226.770,83	2.721.250,00	3.174.791,67
1410106/10/00180	Roller Rod Chain HPC40,ME	2	17-Nov-20	48	2.394.696.977,90	49.889.520,37	49.889.520,37	49.889.520,37	49.889.520,37	49.889.520,37	49.889.520,37	49.889.520,37	49.889.520,37	49.889.520,37	49.889.520,37	49.889.520,37	49.889.520,37	49.889.520,37	598.674.244,48	648.563.764,85
1410106/10/00182	Motor DC "AEG" Type GC3510M-ME	1	11-Jun-21	48	757.541.427,00						15.782.113,06	15.782.113,06	15.782.113,06	15.782.113,06	15.782.113,06	15.782.113,06	15.782.113,06	15.782.113,06	110.474.791,44	110.474.791,44
1410106/10/00183	Mesin Dyna Steam Line 1	1	11-Jun-21	48	12.423.060.839,20						258.813.767,48	258.813.767,48	258.813.767,48	258.813.767,48	258.813.767,48	258.813.767,48	258.813.767,48	258.813.767,48	1.811.696.372,38	1.811.696.372,38

Kode	Fixed Asset	QTY	Date	Life	Scorched Price	Jan-21	Feb-21	Mar-21	Apr-21	Mei-21	Jun-21	Jul-21	Agu-21	Sep-21	Okt-21	Nov-21	Des-21	Depreciation 2021	Accumulated Depreciation 2021	
1410106/10/00184	Fume Exhaust System L1- ME	1	01-Okt-21	48	2.614.421.974,00										54.467.124,46	54.467.124,46	54.467.124,46	163.401.373,38	163.401.373,38	
1410106/10/00185	Dust Emission Line 1-ME	1	01-Okt-21	48	3.113.758.911,41										64.869.977,32	64.869.977,32	64.869.977,32	194.609.931,96	194.609.931,96	
1410106/10/00186	Gear Press 22051961 Line 2-ME	1	04-Okt-21	48	1.911.677.532,50										39.826.615,26	39.826.615,26	39.826.615,26	119.479.845,78	119.479.845,78	
1410106/10/00187	Dust Collector 3HP Krisbow-TQA	1	02-Des-21	48	15.507.248,00												323.067,67	323.067,67	323.067,67	
1410106/10/00188	Viscometer Brookfield LVDV-TQA	1	28-Des-21	48	66.400.000,00													0,00	0,00	
VEHICLE-1																				
1410105/01/00008	Motor Vario B64087SIQ-GA Jkt	1	01-Des-19	48	19.752.000,00	411.500,00	411.500,00	411.500,00	411.500,00	411.500,00	411.500,00	411.500,00	411.500,00	411.500,00	411.500,00	411.500,00	411.500,00	411.500,00	4.938.000,00	10.287.500,00
VEHICLE-2																				
1410105/02/00035	Mobil Avanza B 2763 SIN	1	09-Okt-19	48	198.000.000,00	4.125.000,00	4.125.000,00	4.125.000,00	4.125.000,00	4.125.000,00	4.125.000,00	4.125.000,00	4.125.000,00	4.125.000,00	4.125.000,00	4.125.000,00	4.125.000,00	4.125.000,00	49.500.000,00	111.375.000,00
1410105/02/00038	Mobil Alphard B 2670 SRE - MT	1	01-Mei-20	48	1.010.200.000,00	21.045.833,33	21.045.833,33	21.045.833,33	21.045.833,33	21.045.833,33	21.045.833,33	21.045.833,33	21.045.833,33	21.045.833,33	21.045.833,33	21.045.833,33	21.045.833,33	21.045.833,33	252.550.000,00	420.916.666,67
1410105/02/00039	Mobil Innova Vent. B 2121 SRM	1	01-Jan-21	48	429.500.000,00	8.947.916,67	8.947.916,67	8.947.916,67	8.947.916,67	8.947.916,67	8.947.916,67	8.947.916,67	8.947.916,67	8.947.916,67	8.947.916,67	8.947.916,67	8.947.916,67	8.947.916,67	107.375.000,00	107.375.000,00
1410105/02/00040	Mobil Innova B 2565 SRQ	2	25-Mar-21	48	678.000.000,00				14.125.000,00	14.125.000,00	14.125.000,00	14.125.000,00	14.125.000,00	14.125.000,00	14.125.000,00	14.125.000,00	14.125.000,00	14.125.000,00	127.125.000,00	127.125.000,00
1410105/02/00042	Mobil Alphard B 303 VJ	1	01-Nov-21	48	1.189.850.000,00											24.788.541,67	24.788.541,67	49.577.083,33	49.577.083,33	
1410105/02/00045	Mobil Alphard B 2909 RFP (HW)	1	28-Des-21	48	1.228.600.000,00													0,00	0,00	
TOTAL					978.217.903.058,52	4.969.915.178,72	4.970.158.909,97	4.970.854.745,31	4.984.979.747,31	4.986.716.485,74	5.262.202.517,79	5.262.202.517,79	5.262.545.301,54	5.262.545.301,54	5.422.233.789,41	5.451.032.414,41	5.451.777.357,08	62.257.164.266,62	470.480.973.332,08	

PT Sumatera Prima Fibreboard
Laporan Detail Fixed Asset
31 Desember 2022

Kode	Fixed Asset	QTY	Date	Life	Scorched Price	Jan-22	Feb-22	Mar-22	Apr-22	Mei-22	Jun-22	Jul-22	Agu-22	Sep-22	Okt-22	Nov-22	Des-22	Depreciation 2022	Accumulated Depreciation 2022	
BUILD-1																				
1410102/01/00001	Chipper Building	3	01-Jan-04	240	142.500.000,00	593.750,00	593.750,00	593.750,00	593.750,00	593.750,00	593.750,00	593.750,00	593.750,00	593.750,00	593.750,00	593.750,00	593.750,00	7.125.000,00	135.375.000,00	
1410102/01/00004	MDF Building	11	15-Jan-04	240	86.452.334.296,00	360.218.059,57	360.218.059,57	360.218.059,57	360.218.059,57	360.218.059,57	360.218.059,57	360.218.059,57	360.218.059,57	360.218.059,57	360.218.059,57	360.218.059,57	360.218.059,57	360.218.059,57	4.322.616.714,80	82.129.717.581,20
1410102/01/00015	Finished Good Building	1	20-Mar-04	240	204.500.000,00	852.083,33	852.083,33	852.083,33	852.083,33	852.083,33	852.083,33	852.083,33	852.083,33	852.083,33	852.083,33	852.083,33	852.083,33	852.083,33	10.225.000,00	191.718.750,00
1410102/01/00016	Band Saw Building	1	01-Mei-04	240	66.500.000,00	277.083,33	277.083,33	277.083,33	277.083,33	277.083,33	277.083,33	277.083,33	277.083,33	277.083,33	277.083,33	277.083,33	277.083,33	277.083,33	3.325.000,00	62.066.666,67
1410102/01/00017	Pallet Building	3	01-Agu-04	240	692.000.000,00	2.883.333,33	2.883.333,33	2.883.333,33	2.883.333,33	2.883.333,33	2.883.333,33	2.883.333,33	2.883.333,33	2.883.333,33	2.883.333,33	2.883.333,33	2.883.333,33	2.883.333,33	34.600.000,00	637.216.666,67
1410102/01/00020	Panel Saw Building	1	17-Agu-04	240	16.500.000,00	68.750,00	68.750,00	68.750,00	68.750,00	68.750,00	68.750,00	68.750,00	68.750,00	68.750,00	68.750,00	68.750,00	68.750,00	68.750,00	825.000,00	15.125.000,00
1410102/01/00022	Building Plant 2	1	09-Jun-05	240	72.025.824.437,00	300.107.601,82	300.107.601,82	300.107.601,82	300.107.601,82	300.107.601,82	300.107.601,82	300.107.601,82	300.107.601,82	300.107.601,82	300.107.601,82	300.107.601,82	300.107.601,82	300.107.601,82	3.601.291.221,85	63.322.703.984,20
1410102/01/00024	Log Yard	1	01-Jun-05	240	1.700.000.000,00	7.083.333,33	7.083.333,33	7.083.333,33	7.083.333,33	7.083.333,33	7.083.333,33	7.083.333,33	7.083.333,33	7.083.333,33	7.083.333,33	7.083.333,33	7.083.333,33	7.083.333,33	85.000.000,00	1.494.583.333,33
BUILD-2																				
1410102/02/00001	Log Yard 1	2	14-Des-05	240	8.334.147.500,00	34.725.614,58	34.725.614,58	34.725.614,58	34.725.614,58	34.725.614,58	34.725.614,58	34.725.614,58	34.725.614,58	34.725.614,58	34.725.614,58	34.725.614,58	34.725.614,58	34.725.614,58	416.707.375,00	7.118.750.989,58
1410102/02/00003	WeighBridge 1	1	31-Mar-06	240	151.000.000,00	629.166,67	629.166,67	629.166,67	629.166,67	629.166,67	629.166,67	629.166,67	629.166,67	629.166,67	629.166,67	629.166,67	629.166,67	629.166,67	7.550.000,00	126.462.500,00
1410102/02/00004	LOG Control Pos	1	01-Jun-06	240	37.728.000,00	157.200,00	157.200,00	157.200,00	157.200,00	157.200,00	157.200,00	157.200,00	157.200,00	157.200,00	157.200,00	157.200,00	157.200,00	157.200,00	1.886.400,00	31.282.800,00
1410102/02/00005	LOG Shelter	1	01-Agu-06	240	173.000.000,00	720.833,33	720.833,33	720.833,33	720.833,33	720.833,33	720.833,33	720.833,33	720.833,33	720.833,33	720.833,33	720.833,33	720.833,33	720.833,33	8.650.000,00	142.004.166,67
BUILD-3																				
1410102/03/00001	Front Office Building	1	01-Agu-06	240	91.500.000,00	381.250,00	381.250,00	381.250,00	381.250,00	381.250,00	381.250,00	381.250,00	381.250,00	381.250,00	381.250,00	381.250,00	381.250,00	381.250,00	4.575.000,00	75.106.250,00
1410102/03/00002	Masjid	1	23-Jan-07	240	165.000.000,00	687.500,00	687.500,00	687.500,00	687.500,00	687.500,00	687.500,00	687.500,00	687.500,00	687.500,00	687.500,00	687.500,00	687.500,00	687.500,00	8.250.000,00	131.312.500,00
1410102/03/00003	Security Post	2	07-Feb-07	240	51.000.000,00	212.500,00	212.500,00	212.500,00	212.500,00	212.500,00	212.500,00	212.500,00	212.500,00	212.500,00	212.500,00	212.500,00	212.500,00	212.500,00	2.550.000,00	42.443.750,00
1410102/03/00005	Kantin	1	30-Apr-08	240	1.070.546.420,00	4.460.610,08	4.460.610,08	4.460.610,08	4.460.610,08	4.460.610,08	4.460.610,08	4.460.610,08	4.460.610,08	4.460.610,08	4.460.610,08	4.460.610,08	4.460.610,08	4.460.610,08	53.527.321,00	785.067.374,67
1410102/03/00006	Pagar Beton PG13/04/009 P:156m	1	21-Mei-08	240	96.246.625,00	401.027,60	401.027,60	401.027,60	401.027,60	401.027,60	401.027,60	401.027,60	401.027,60	401.027,60	401.027,60	401.027,60	401.027,60	401.027,60	4.812.331,25	70.179.830,73

Kode	Fixed Asset	QTY	Date	Life	Scorched Price	Jan-22	Feb-22	Mar-22	Apr-22	Mei-22	Jun-22	Jul-22	Agu-22	Sep-22	Okt-22	Nov-22	Des-22	Depreciation 2022	Accumulated Depreciation 2022
1410102/03/00007	Toilet Loading Dock P2	1	14-Jul-09	240	135.708.625,00	565.452,60	565.452,60	565.452,60	565.452,60	565.452,60	565.452,60	565.452,60	565.452,60	565.452,60	565.452,60	565.452,60	565.452,60	6.785.431,25	91.603.321,88
1410102/03/00009	Gedung TPS Limbah B3 -SHE	3	07-Jul-09	240	301.975.000,00	1.258.229,17	1.258.229,17	1.258.229,17	1.258.229,17	1.258.229,17	1.258.229,17	1.258.229,17	1.258.229,17	1.258.229,17	1.258.229,17	1.258.229,17	1.258.229,17	15.098.750,00	203.833.125,00
1410102/03/00013	Jalan Akses Blok J Logyard-Log	1	30-Agu-18	240	324.370.693,00	1.351.544,55	1.351.544,55	1.351.544,55	1.351.544,55	1.351.544,55	1.351.544,55	1.351.544,55	1.351.544,55	1.351.544,55	1.351.544,55	1.351.544,55	1.351.544,55	16.218.534,65	70.280.316,82
1410102/03/00015	Gedung Workshop CIP	1	31-Okt-18	240	395.000.000,00	1.645.833,33	1.645.833,33	1.645.833,33	1.645.833,33	1.645.833,33	1.645.833,33	1.645.833,33	1.645.833,33	1.645.833,33	1.645.833,33	1.645.833,33	1.645.833,33	19.750.000,00	82.291.666,67
1410102/03/00018	Office Building Prosperity S1	1	01-Okt-22	240	108.383.019.607,00										451.595.915,03	451.595.915,03	451.595.915,03	1.354.787.745,09	1.354.787.745,09
H.EQP-1																			
1410104/01/00003	Forklift Elektrik Nichiyu-Prod	1	22-Apr-20	48	440.000.000,00	9.166.666,67	9.166.666,67	9.166.666,67	9.166.666,67	9.166.666,67	9.166.666,67	9.166.666,67	9.166.666,67	9.166.666,67	9.166.666,67	9.166.666,67	9.166.666,67	110.000.003,00	293.333.339,33
HSHOLD-1																			
1410108/01/00036	Eye wash Standing-SHE	2	27-Jul-20	48	25.058.890,00	522.060,21	522.060,21	522.060,21	522.060,21	522.060,21	522.060,21	522.060,21	522.060,21	522.060,21	522.060,21	522.060,21	522.060,21	6.264.722,50	15.139.746,04
1410108/01/00037	TV 4K HDR Sony 65"-LKL	1	18-Jan-21	48	11.699.100,00	243.731,25	243.731,25	243.731,25	243.731,25	243.731,25	243.731,25	243.731,25	243.731,25	243.731,25	243.731,25	243.731,25	243.731,25	2.924.775,00	5.605.818,75
1410108/01/00038	Electric Impac Tool M32-ME	1	01-Mar-21	48	13.000.000,00	270.833,33	270.833,33	270.833,33	270.833,33	270.833,33	270.833,33	270.833,33	270.833,33	270.833,33	270.833,33	270.833,33	270.833,33	3.250.000,00	5.958.333,33
																		12.439.497,50	26.703.898,13
LAND-1																			
1410101/01/00001	Land / Tanah	1			6.337.696.500,00														
1410101/01/00002	Land/ Tanah 2nd line	2			4.517.831.040,00														
1410101/01/00004	Land / Tanah TPA	1			391.866.642,00														
1410101/01/00005	Tanah Blok C Luas 11.277 M2	1	01-Mei-20		538.557.554,00														
1410101/01/00006	Tanah Blok A Luas 15.337 M2	1	01-Mei-20		1.194.057.962,00														
1410101/01/00007	Blok A Ex Suadi N L 14.407 M2	1	01-Mei-20		1.204.271.920,00														
1410101/01/00008	Barker L2 Ex Rumadi LT 3554 M2	1	01-Sep-21		316.497.144,00														
1410101/01/00009	Blok A Ex Roaida LT 57.713 M2	1	01-Okt-21		10.250.000.000,00														
1410101/01/00010	Blok A Ex Roaida Js Notaris	1	01-Okt-21		570.000.000,00														
LAND-2																			

Kode	Fixed Asset	QTY	Date	Life	Scorched Price	Jan-22	Feb-22	Mar-22	Apr-22	Mei-22	Jun-22	Jul-22	Agu-22	Sep-22	Okt-22	Nov-22	Des-22	Depreciation 2022	Accumulated Depreciation 2022	
1410101/02/00001	Land / Tanah Intake	1			63.000.000,00															
MACHN-1																				
1410103/01/00006	Machinery Plant 2	2	01-Jan-15	192	682.140.426.558,83	3.552.814.721,66	3.552.814.721,66	3.552.814.721,66	3.552.814.721,66	3.552.814.721,66	3.552.814.721,66	3.552.814.721,66	3.552.814.721,66	3.552.814.721,66	3.552.814.721,66	3.552.814.721,66	3.552.814.721,66	3.552.814.721,66	42.633.776.659,93	341.070.213.279,42
1410103/01/00008	Machinery P2 Expant Joint Duct	1	01-Agu-15	192	869.539.480,00	4.528.851,46	4.528.851,46	4.528.851,46	4.528.851,46	4.528.851,46	4.528.851,46	4.528.851,46	4.528.851,46	4.528.851,46	4.528.851,46	4.528.851,46	4.528.851,46	4.528.851,46	54.346.217,50	403.067.779,79
1410103/01/00009	Machinery P2 Combustor Boiler	1	21-Mei-15	192	350.230.000,00	1.824.114,58	1.824.114,58	1.824.114,58	1.824.114,58	1.824.114,58	1.824.114,58	1.824.114,58	1.824.114,58	1.824.114,58	1.824.114,58	1.824.114,58	1.824.114,58	1.824.114,58	21.889.375,00	165.994.427,08
1410103/01/00010	Mesin Sifter Plant	2	15-Feb-17	192	26.730.507.853,92	139.221.395,07	139.221.395,07	139.221.395,07	139.221.395,07	139.221.395,07	139.221.395,07	139.221.395,07	139.221.395,07	139.221.395,07	139.221.395,07	139.221.395,07	139.221.395,07	139.221.395,07	1.670.656.740,87	9.884.719.050,15
1410103/01/00011	Mesin High Pressure Blow	2	01-Mar-19	192	17.215.865.544,80	89.665.966,38	89.665.966,38	89.665.966,38	89.665.966,38	89.665.966,38	89.665.966,38	89.665.966,38	89.665.966,38	89.665.966,38	89.665.966,38	89.665.966,38	89.665.966,38	89.665.966,38	1.075.991.596,55	4.124.634.453,44
1410103/01/00014	Mesin Short Cycle Press Line 2	1	01-Mei-20	192	8.362.638.402,31	43.555.408,35	43.555.408,35	43.555.408,35	43.555.408,35	43.555.408,35	43.555.408,35	43.555.408,35	43.555.408,35	43.555.408,35	43.555.408,35	43.555.408,35	43.555.408,35	43.555.408,35	522.664.900,14	1.393.773.070,05
1410103/01/00016	Mesin Multi Opening Pres Line2	1	01-Apr-22	192	8.528.041.783,65				44.416.884,29	44.416.884,29	44.416.884,29	44.416.884,29	44.416.884,29	44.416.884,29	44.416.884,29	44.416.884,29	44.416.884,29	44.416.884,29	399.751.958,61	399.751.958,61
MACHN-4																				
1410103/04/00049	WWTP P2	1	01-Mei-22	192	1.196.694.500,00					6.232.783,85	6.232.783,85	6.232.783,85	6.232.783,85	6.232.783,85	6.232.783,85	6.232.783,85	6.232.783,85	6.232.783,85	49.862.270,83	49.862.270,83
OFFEQP-1																				
1410107/01/00107	AC Standing 5PK Panasonic	6	15-Mar-19	48	184.200.000,00	3.837.500,00	3.837.500,00	3.837.500,00	3.837.500,00	3.837.500,00	3.837.500,00	3.837.500,00	3.837.500,00	3.837.500,00	3.837.500,00	3.837.500,00	3.837.500,00	3.837.500,00	46.050.000,00	176.525.000,00
1410107/01/00111	AC Standing 2PK Panasonic-IT	1	17-Okt-19	48	14.875.000,00	309.895,83	309.895,83	309.895,83	309.895,83	309.895,83	309.895,83	309.895,83	309.895,83	309.895,83	309.895,83	309.895,83	309.895,83	309.895,83	3.718.750,00	11.776.041,67
1410107/01/00117	AC Casete 5 PK Panasonic-SCP	2	01-Mei-20	48	62.400.000,00	1.300.000,00	1.300.000,00	1.300.000,00	1.300.000,00	1.300.000,00	1.300.000,00	1.300.000,00	1.300.000,00	1.300.000,00	1.300.000,00	1.300.000,00	1.300.000,00	1.300.000,00	15.600.000,00	41.600.000,00
1410107/01/00123	AC Split Daikin 2.5 PK Uty	2	18-Feb-21	48	20.400.000,00	425.000,00	425.000,00	425.000,00	425.000,00	425.000,00	425.000,00	425.000,00	425.000,00	425.000,00	425.000,00	425.000,00	425.000,00	425.000,00	5.100.000,00	9.350.000,00
1410107/01/00126	AC GREE Standing 5 PK	5	05-Apr-22	48	128.529.811,65				2.677.704,41	2.677.704,41	2.677.704,41	2.677.704,41	2.677.704,41	2.677.704,41	2.677.704,41	2.677.704,41	2.677.704,41	2.677.704,41	24.099.339,68	24.099.339,68
1410107/01/00128	AC Standing 5PK Daikin-Uty	1	06-Mei-22	48	26.550.000,00					553.125,00	553.125,00	553.125,00	553.125,00	553.125,00	553.125,00	553.125,00	553.125,00	553.125,00	4.425.000,00	4.425.000,00
1410107/01/00129	AC Split GREE 2.5 PK-PPC	1	01-Jun-22	48	17.342.342,34						361.298,80	361.298,80	361.298,80	361.298,80	361.298,80	361.298,80	361.298,80	361.298,80	2.529.091,59	2.529.091,59
OFFEQP-2																				
1410107/02/00046	PABX(Rak,LAN Reconfigur) LT51	1	01-Des-20	48	277.207.545,44	5.775.157,20	5.775.157,20	5.775.157,20	5.775.157,20	5.775.157,20	5.775.157,20	5.775.157,20	5.775.157,20	5.775.157,20	5.775.157,20	5.775.157,20	5.775.157,20	5.775.157,20	69.301.886,36	144.378.929,92
1410107/02/00047	Network Aruba Instant LT51	1	01-Des-20	48	17.099.500,00	356.239,58	356.239,58	356.239,58	356.239,58	356.239,58	356.239,58	356.239,58	356.239,58	356.239,58	356.239,58	356.239,58	356.239,58	356.239,58	4.274.875,00	8.905.989,58
OFFEQP-3																				

Kode	Fixed Asset	QTY	Date	Life	Scorched Price	Jan-22	Feb-22	Mar-22	Apr-22	Mei-22	Jun-22	Jul-22	Agu-22	Sep-22	Okt-22	Nov-22	Des-22	Depreciation 2022	Accumulated Depreciation 2022
1410107/03/00203	CCTV Gedung Prosperity LT51	1	01-Des-20	48	33.732.705,00	702.764,69	702.764,69	702.764,69	702.764,69	702.764,69	702.764,69	702.764,69	702.764,69	702.764,69	702.764,69	702.764,69	702.764,69	8.433.176,25	17.569.117,19
1410107/03/00204	Kamera 360 Meeting Owl LT51	10	01-Des-20	48	179.417.504,50	3.737.864,68	3.737.864,68	3.737.864,68	3.737.864,68	3.737.864,68	3.737.864,68	3.737.864,68	3.737.864,68	3.737.864,68	3.737.864,68	3.737.864,68	3.737.864,68	44.854.376,13	93.446.616,93
1410107/03/00205	Projector Panasonic VW54 LT51	2	01-Des-20	48	50.666.666,00	1.055.555,54	1.055.555,54	1.055.555,54	1.055.555,54	1.055.555,54	1.055.555,54	1.055.555,54	1.055.555,54	1.055.555,54	1.055.555,54	1.055.555,54	1.055.555,54	12.666.666,50	26.388.888,54
1410107/03/00207	Projector NEC UM351 W LT51	1	01-Des-20	48	22.083.334,00	460.069,46	460.069,46	460.069,46	460.069,46	460.069,46	460.069,46	460.069,46	460.069,46	460.069,46	460.069,46	460.069,46	460.069,46	5.520.833,50	11.501.736,46
OFF.EQP-4																			
1410107/04/00276	PC Intel Asus Marketing - Jkt	1	07-Feb-20	48	10.965.000,00	228.437,50	228.437,50	228.437,50	228.437,50	228.437,50	228.437,50	228.437,50	228.437,50	228.437,50	228.437,50	228.437,50	228.437,50	2.741.250,00	7.995.312,50
1410107/04/0277	Laptop Huawei 5 13"-LKL	1	12-Nov-20	48	15.849.189,26	330.191,44	330.191,44	330.191,44	330.191,44	330.191,44	330.191,44	330.191,44	330.191,44	330.191,44	330.191,44	330.191,44	330.191,44	3.962.297,32	8.584.977,52
1410107/04/00284	Laptop ASUS Expertbook i7-MD	1	31-Jul-21	48	16.453.620,00	342.783,75	342.783,75	342.783,75	342.783,75	342.783,75	342.783,75	342.783,75	342.783,75	342.783,75	342.783,75	342.783,75	342.783,75	4.113.405,00	5.827.323,75
1410107/04/00285	Laptop HP Victrus i5, Agus S-ME	1	01-Nov-22	48	12.522.522,52											260.885,89	260.885,89	521.771,77	521.771,77
1410107/04/00286	Komp Sever Lenovo SR650-IT	1	01-Des-22	48	110.810.810,00												2.308.558,54	2.308.558,54	2.308.558,54
1410107/04/00287	Laptop Lenovo AIO i5 LT51-Vj	1	01-Des-22	48	14.150.000,00												294.791,67	294.791,67	294.791,67
1410107/04/00288	Laptop Lenovo Yoga 7 LT51-Mkt	1	01-Des-22	48	21.200.000,00												441.666,67	441.666,67	441.666,67
OFF.EQP-5																			
1410107/05/00145	Barcode Printronix S6204-Prod	1	10-Jun-19	48	16.500.000,00	343.750,00	343.750,00	343.750,00	343.750,00	343.750,00	343.750,00	343.750,00	343.750,00	343.750,00	343.750,00	343.750,00	343.750,00	4.125.000,00	14.781.250,00
1410107/05/00147	Mesin Fotocopy Apeosport LT51	1	01-Des-20	48	64.000.000,00	1.333.333,33	1.333.333,33	1.333.333,33	1.333.333,33	1.333.333,33	1.333.333,33	1.333.333,33	1.333.333,33	1.333.333,33	1.333.333,33	1.333.333,33	1.333.333,33	16.000.000,00	33.333.333,33
OFF.EQP-6																			
1410107/06/00011	Okamura Chair Board R Lt51	24	01-Nov-20	48	459.432.000,00	9.571.500,00	9.571.500,00	9.571.500,00	9.571.500,00	9.571.500,00	9.571.500,00	9.571.500,00	9.571.500,00	9.571.500,00	9.571.500,00	9.571.500,00	9.571.500,00	114.858.000,00	248.859.000,00
1410107/06/00035	Okamura Chair Meeting R Lt51	34	01-Nov-20	48	372.402.000,00	7.758.375,00	7.758.375,00	7.758.375,00	7.758.375,00	7.758.375,00	7.758.375,00	7.758.375,00	7.758.375,00	7.758.375,00	7.758.375,00	7.758.375,00	7.758.375,00	93.100.500,00	201.717.750,00
1410107/06/00069	Okamura Chair Contesa S Lt51	3	01-Nov-20	48	139.032.000,00	2.896.500,00	2.896.500,00	2.896.500,00	2.896.500,00	2.896.500,00	2.896.500,00	2.896.500,00	2.896.500,00	2.896.500,00	2.896.500,00	2.896.500,00	2.896.500,00	34.758.000,00	75.309.000,00
1410107/06/00073	Think Chair HB L/L Lt51-1	3	01-Nov-21	48	36.000.000,00	750.000,00	750.000,00	750.000,00	750.000,00	750.000,00	750.000,00	750.000,00	750.000,00	750.000,00	750.000,00	750.000,00	750.000,00	9.000.000,00	10.500.000,00
1410107/06/00076	Think Chair HB FA Lt51	7	01-Nov-21	48	70.084.000,00	1.460.083,33	1.460.083,33	1.460.083,33	1.460.083,33	1.460.083,33	1.460.083,33	1.460.083,33	1.460.083,33	1.460.083,33	1.460.083,33	1.460.083,33	1.460.083,33	17.521.000,00	20.441.166,67
1410107/06/00083	Modular Sofa Dir LFCH02 LT51	6	01-Nov-21	48	86.400.000,00	1.800.000,00	1.800.000,00	1.800.000,00	1.800.000,00	1.800.000,00	1.800.000,00	1.800.000,00	1.800.000,00	1.800.000,00	1.800.000,00	1.800.000,00	1.800.000,00	21.600.000,00	25.200.000,00
1410107/06/00089	Sofa 2 Seate Dir LFCH02 LT51	2	01-Des-22	48	22.800.000,00												475.000,00	475.000,00	475.000,00

Kode	Fixed Asset	QTY	Date	Life	Scorched Price	Jan-22	Feb-22	Mar-22	Apr-22	Mei-22	Jun-22	Jul-22	Agu-22	Sep-22	Okt-22	Nov-22	Des-22	Depreciation 2022	Accumulated Depreciation 2022	
1410106/04/00019	Welding Machine 250"ENKA".ME	1	10-Feb-22	48	16.500.000,00		343.750,00	343.750,00	343.750,00	343.750,00	343.750,00	343.750,00	343.750,00	343.750,00	343.750,00	343.750,00	343.750,00	343.750,00	3.781.250,00	3.781.250,00
TOOL-05																				
1410106/05/00020	Table Saw "Powerone".GA	1	22-Agu-19	48	17.068.360,00	355.590,83	355.590,83	355.590,83	355.590,83	355.590,83	355.590,83	355.590,83	355.590,83	355.590,83	355.590,83	355.590,83	355.590,83	355.590,83	4.267.090,00	14.223.633,33
1410106/05/00021	KLINGER Circular Slitt Saw-ME	1	14-Sep-20	48	11.930.000,00	248.541,67	248.541,67	248.541,67	248.541,67	248.541,67	248.541,67	248.541,67	248.541,67	248.541,67	248.541,67	248.541,67	248.541,67	248.541,67	2.982.500,00	6.959.166,67
TOOL-06																				
1410106/06/00082	Spectrofotometer Prove600-TQA	1	18-Okt-19	48	110.138.600,00	2.294.554,17	2.294.554,17	2.294.554,17	2.294.554,17	2.294.554,17	2.294.554,17	2.294.554,17	2.294.554,17	2.294.554,17	2.294.554,17	2.294.554,17	2.294.554,17	2.294.554,17	27.534.650,00	87.193.058,33
1410106/06/00083	IMAL DPX300-LTE-T QA	1	15-Jun-20	48	374.225.600,00	7.796.366,67	7.796.366,67	7.796.366,67	7.796.366,67	7.796.366,67	7.796.366,67	7.796.366,67	7.796.366,67	7.796.366,67	7.796.366,67	7.796.366,67	7.796.366,67	7.796.366,67	93.556.400,00	241.687.366,67
1410106/06/00084	Micrometer Mitutoyo 389-30-TQA	1	17-Apr-22	48	16.059.472,15					334.572,34	334.572,34	334.572,34	334.572,34	334.572,34	334.572,34	334.572,34	334.572,34	334.572,34	2.676.578,69	2.676.578,69
1410106/06/00085	Protimeter BLD5365-TQA	1	28-Apr-22	48	12.592.700,49					262.347,93	262.347,93	262.347,93	262.347,93	262.347,93	262.347,93	262.347,93	262.347,93	262.347,93	2.098.783,42	2.098.783,42
1410106/06/00086	Viscometer Rion VT-06-TQA	1	10-Mei-22	48	26.200.000,00					545.833,33	545.833,33	545.833,33	545.833,33	545.833,33	545.833,33	545.833,33	545.833,33	545.833,33	4.366.666,67	4.366.666,67
TOOL-07																				
1410106/07/00075	Mesin Pompa Yanmar TF65-SHE	1	17-Nov-21	48	20.250.000,00	421.875,00	421.875,00	421.875,00	421.875,00	421.875,00	421.875,00	421.875,00	421.875,00	421.875,00	421.875,00	421.875,00	421.875,00	421.875,00	5.062.500,00	5.484.375,00
TOOL-10																				
1410106/10/00167	Reactor Glue Mini-Lab	2	18-Jun-19	48	83.235.537,00	1.734.073,69	1.734.073,69	1.734.073,69	1.734.073,69	1.734.073,69	1.734.073,69	1.734.073,69	1.734.073,69	1.734.073,69	1.734.073,69	1.734.073,69	1.734.073,69	1.734.073,69	20.808.884,25	72.831.094,88
1410106/10/00169	Weko Line 1-ME	1	30-Sep-19	48	759.992.568,00	15.833.178,50	15.833.178,50	15.833.178,50	15.833.178,50	15.833.178,50	15.833.178,50	15.833.178,50	15.833.178,50	15.833.178,50	15.833.178,50	15.833.178,50	15.833.178,50	15.833.178,50	189.998.142,00	617.493.961,50
1410106/10/00170	Pad Ins HOT PLATEN TOP-ME	1	01-Dec-19	48	1.313.228.369,73	27.358.924,37	27.358.924,37	27.358.924,37	27.358.924,37	27.358.924,37	27.358.924,37	27.358.924,37	27.358.924,37	27.358.924,37	27.358.924,37	27.358.924,37	27.358.924,37	27.358.924,37	328.307.092,43	1.012.280.201,67
1410106/10/00171	Steel Belt 3,5x3020x68540 -ME	1	27-Feb-20	48	8.805.092.632,38	183.439.429,84	183.439.429,84	183.439.429,84	183.439.429,84	183.439.429,84	183.439.429,84	183.439.429,84	183.439.429,84	183.439.429,84	183.439.429,84	183.439.429,84	183.439.429,84	183.439.429,84	2.201.273.158,10	6.236.940.614,60
1410106/10/00172	Wear Rotor Body Chipper-ME	1	01-Mar-20	48	1.168.002.274,00	24.333.380,71	24.333.380,71	24.333.380,71	24.333.380,71	24.333.380,71	24.333.380,71	24.333.380,71	24.333.380,71	24.333.380,71	24.333.380,71	24.333.380,71	24.333.380,71	24.333.380,71	292.000.568,50	827.334.944,08
1410106/10/00173	IPAL Domestic ke WWTP	1	01-Mei-20	48	214.521.975,32	4.469.207,82	4.469.207,82	4.469.207,82	4.469.207,82	4.469.207,82	4.469.207,82	4.469.207,82	4.469.207,82	4.469.207,82	4.469.207,82	4.469.207,82	4.469.207,82	4.469.207,82	53.630.493,83	143.014.650,21
1410106/10/00174	Filter Press Sludge D -Uty	1	17-Jul-20	48	39.799.368,00	829.153,50	829.153,50	829.153,50	829.153,50	829.153,50	829.153,50	829.153,50	829.153,50	829.153,50	829.153,50	829.153,50	829.153,50	829.153,50	9.949.842,00	24.045.451,50
1410106/10/00175	Impac Wrenc Elect Makita-Prod	2	21-Jul-20	48	26.185.750,00	545.536,46	545.536,46	545.536,46	545.536,46	545.536,46	545.536,46	545.536,46	545.536,46	545.536,46	545.536,46	545.536,46	545.536,46	545.536,46	6.546.437,50	15.820.557,29
1410106/10/00176	Torque Tools 1400Nm-Prod	1	08-Sep-20	48	12.040.000,00	250.833,33	250.833,33	250.833,33	250.833,33	250.833,33	250.833,33	250.833,33	250.833,33	250.833,33	250.833,33	250.833,33	250.833,33	250.833,33	3.010.000,00	7.023.333,33
1410106/10/00177	Chemical Duty Vacuum Pump-TQA	1	22-Okt-20	48	10.885.000,00	226.770,83	226.770,83	226.770,83	226.770,83	226.770,83	226.770,83	226.770,83	226.770,83	226.770,83	226.770,83	226.770,83	226.770,83	226.770,83	2.721.250,00	5.896.041,67

Code	Fixed Asset	QTY	Date	Life	Scorched Price	Jan-22	Feb-22	Mar-22	Apr-22	Mei-22	Jun-22	Jul-22	Agu-22	Sep-22	Okt-22	Nov-22	Des-22	Depreciation 2022	Accumulated Depreciation 2022
1410106/10/00180	Roller Rod Chain HPC40,ME	2	17-Nov-20	48	2.394.696.977,90	49.889.520,37	49.889.520,37	49.889.520,37	49.889.520,37	49.889.520,37	49.889.520,37	49.889.520,37	49.889.520,37	49.889.520,37	49.889.520,37	49.889.520,37	49.889.520,37	598.674.244,48	1.247.238.009,32
1410106/10/00182	Motor DC "AEG" Type GC3510M-ME	1	11-Jun-21	48	757.541.427,00	15.782.113,06	15.782.113,06	15.782.113,06	15.782.113,06	15.782.113,06	15.782.113,06	15.782.113,06	15.782.113,06	15.782.113,06	15.782.113,06	15.782.113,06	15.782.113,06	189.385.356,75	299.860.148,19
1410106/10/00183	Mesin Dyna Steam Line 1	1	11-Jun-21	48	12.423.060.839,20	258.813.767,48	258.813.767,48	258.813.767,48	258.813.767,48	258.813.767,48	258.813.767,48	258.813.767,48	258.813.767,48	258.813.767,48	258.813.767,48	258.813.767,48	258.813.767,48	3.105.765.209,80	4.917.461.582,18
1410106/10/00184	Fume Exhaust System L1- ME	1	01-Okt-21	48	2.614.421.974,00	54.467.124,46	54.467.124,46	54.467.124,46	54.467.124,46	54.467.124,46	54.467.124,46	54.467.124,46	54.467.124,46	54.467.124,46	54.467.124,46	54.467.124,46	54.467.124,46	653.605.493,50	817.006.866,88
1410106/10/00185	Dust Emission Line 1-ME	1	01-Okt-21	48	3.113.758.911,41	64.869.977,32	64.869.977,32	64.869.977,32	64.869.977,32	64.869.977,32	64.869.977,32	64.869.977,32	64.869.977,32	64.869.977,32	64.869.977,32	64.869.977,32	64.869.977,32	778.439.727,85	973.049.659,82
1410106/10/00186	Gear Press 22051961 Line 2-ME	1	04-Okt-21	48	1.911.677.532,50	39.826.615,26	39.826.615,26	39.826.615,26	39.826.615,26	39.826.615,26	39.826.615,26	39.826.615,26	39.826.615,26	39.826.615,26	39.826.615,26	39.826.615,26	39.826.615,26	477.919.383,13	597.399.228,91
1410106/10/00187	Dust Collector 3HP Krisbow-TQA	1	02-Des-21	48	15.507.248,00	323.067,67	323.067,67	323.067,67	323.067,67	323.067,67	323.067,67	323.067,67	323.067,67	323.067,67	323.067,67	323.067,67	323.067,67	3.876.812,00	4.199.879,67
1410106/10/00188	Viscometer Brookfield LVDV-TQA	1	28-Des-21	48	66.400.000,00	1.383.333,33	1.383.333,33	1.383.333,33	1.383.333,33	1.383.333,33	1.383.333,33	1.383.333,33	1.383.333,33	1.383.333,33	1.383.333,33	1.383.333,33	1.383.333,33	16.600.000,00	16.600.000,00
1410106/10/00190	Upgrade Driver Control L1-ME	1	15-Mar-22	48	2.416.357.840,80			50.340.788,35	50.340.788,35	50.340.788,35	50.340.788,35	50.340.788,35	50.340.788,35	50.340.788,35	50.340.788,35	50.340.788,35	50.340.788,35	503.407.883,50	503.407.883,50
1410106/10/00191	Dust Collector Comp 7.5Kw-SCP	1	23-Mei-22	48	31.269.197,00					651.441,60	651.441,60	651.441,60	651.441,60	651.441,60	651.441,60	651.441,60	651.441,60	4.560.091,23	4.560.091,23
1410106/10/00192	Lathe Machine dia 200mm-WS	1	01-Jun-22	48	532.630.000,00						11.096.458,33	11.096.458,33	11.096.458,33	11.096.458,33	11.096.458,33	11.096.458,33	11.096.458,33	77.675.208,33	77.675.208,33
1410106/10/00193	MC Meter IMAL CAP 100G-TQA	1	01-Jul-22	48	34.580.750,50							720.432,30	720.432,30	720.432,30	720.432,30	720.432,30	720.432,30	4.322.593,81	4.322.593,81
1410106/10/00194	Bosch I617EVSPK Horsepower-TQA	1	01-Jul-22	48	14.065.758,00							293.036,63	293.036,63	293.036,63	293.036,63	293.036,63	293.036,63	1.758.219,75	1.758.219,75
1410106/10/00195	Wood CNC Router SUDA-TQA	1	01-Agu-22	48	80.751.500,00								1.682.322,92	1.682.322,92	1.682.322,92	1.682.322,92	1.682.322,92	8.411.614,58	8.411.614,58
1410106/10/00196	ROLLER RODD 18,H6X2690-ME	1	01-Okt-22	48	1.843.195.847,04											38.399.913,48	38.399.913,48	115.199.740,44	115.199.740,44
1410106/10/00197	Electric Chain Hoist Sup.WS-ME	1	01-Nov-22	48	54.287.500,00												1.130.989,58	2.261.979,17	2.261.979,17
1410106/10/00198	Digital Buret 50ml,4760161-TQA	1	01-Des-22	48	11.500.000,00													239.583,33	239.583,33
VEHICLE-1																			
1410105/01/00008	Motor Vario B64087SIQ-GA Jkt	1	01-Des-19	48	19.752.000,00	411.500,00	411.500,00	411.500,00	411.500,00	411.500,00	411.500,00	411.500,00	411.500,00	411.500,00	411.500,00	411.500,00	411.500,00	4.938.000,00	15.225.500,00
VEHICLE-2																			
1410105/02/00035	Mobil Avanza B 2763 SIN	1	09-Okt-19	48	198.000.000,00	4.125.000,00	4.125.000,00	4.125.000,00	4.125.000,00	4.125.000,00	4.125.000,00	4.125.000,00	4.125.000,00	4.125.000,00	4.125.000,00	4.125.000,00	4.125.000,00	49.500.000,00	160.875.000,00
1410105/02/00038	Mobil Alphard B 2670 SRE - MT	1	01-Mei-20	48	1.010.200.000,00	21.045.833,33	21.045.833,33	21.045.833,33	21.045.833,33	21.045.833,33	21.045.833,33	21.045.833,33	21.045.833,33	21.045.833,33	21.045.833,33	21.045.833,33	21.045.833,33	252.550.000,00	673.466.666,67

Kode	Fixed Asset	QTY	Date	Life	Scorched Price	Jan-22	Feb-22	Mar-22	Apr-22	Mei-22	Jun-22	Jul-22	Agu-22	Sep-22	Okt-22	Nov-22	Des-22	Depreciation 2022	Accumulated Depreciation 2022
1410105/02/00039	Mobil Innova Vent. B 2121 SRM	1	01-Jan-21	48	429.500.000,00	8.947.916,67	8.947.916,67	8.947.916,67	8.947.916,67	8.947.916,67	8.947.916,67	8.947.916,67	8.947.916,67	8.947.916,67	8.947.916,67	8.947.916,67	8.947.916,67	107.375.000,00	214.750.000,00
1410105/02/00040	Mobil Innova B 2565 SRQ	2	25-Mar-21	48	678.000.000,00	14.125.000,00	14.125.000,00	14.125.000,00	14.125.000,00	14.125.000,00	14.125.000,00	14.125.000,00	14.125.000,00	14.125.000,00	14.125.000,00	14.125.000,00	14.125.000,00	169.500.000,00	296.625.000,00
1410105/02/00042	Mobil Alphard B 303 VJ	1	01-Nov-21	48	1.189.850.000,00	24.788.541,67	24.788.541,67	24.788.541,67	24.788.541,67	24.788.541,67	24.788.541,67	24.788.541,67	24.788.541,67	24.788.541,67	24.788.541,67	24.788.541,67	24.788.541,67	297.462.500,00	347.039.583,33
1410105/02/00045	Mobil Alphard B 2909 RFP (HW)	1	28-Dec-21	48	1.228.600.000,00	25.595.833,33	25.595.833,33	25.595.833,33	25.595.833,33	25.595.833,33	25.595.833,33	25.595.833,33	25.595.833,33	25.595.833,33	25.595.833,33	25.595.833,33	25.595.833,33	307.150.000,00	307.150.000,00
1410105/02/00046	MOBIL AVANZA B 1947 DFM	1	09-Mar-22	48	257.700.000,00			5.368.750,00	5.368.750,00	5.368.750,00	5.368.750,00	5.368.750,00	5.368.750,00	5.368.750,00	5.368.750,00	5.368.750,00	5.368.750,00	53.687.500,00	53.687.500,00
TOTAL					1.102.517.989.118,11	5.478.756.523,75	5.479.100.273,75	5.534.809.813,10	5.588.050.236,13	5.595.978.896,58	5.608.088.095,32	5.609.101.564,24	5.610.783.887,16	5.610.783.887,16	6.100.779.715,67	6.102.171.591,14	6.110.008.985,44	68.440.852.966,92	538.936.090.699,63

PT Sumatera Prima Fibreboard
Laporan Laba Rugi

Periode s/d Desember Tahun 2020 dan 2021

	S/D DESEMBER 2021	S/D DESEMBER 2020	GROWTH	% GROWTH
PENDAPATAN				
Penjualan:				
Medium Density Fibreboard (MDF)	173.272.078.032,00	171.711.068.320,00	1.561.009.712,00	0,90%
Melamine Face MDF (MFM)	155.944.870.228,80	124.880.776.960,00	31.064.093.268,80	19,92%
High Moist Resistance MDF (HMR)	199.262.889.736,80	195.126.214.000,00	4.136.675.736,80	2,08%
Fire Retardant MDF (FRM)	164.608.474.130,40	132.685.825.520,00	31.922.648.610,40	19,39%
Compact Density Fibreboard (CDF)	173.272.078.032,00	156.100.971.200,00	17.171.106.832,00	9,91%
Total Penjualan	866.360.390.160,00	780.504.856.000,00	85.855.534.160,00	9,91%
Retur Penjualan :				
Medium Density Fibreboard (MDF)	10.396.324.681,92	12.019.774.782,40	(1.623.450.100,48)	-15,62%
High Moist Resistance MDF (HMR)	9.356.692.213,73	8.741.654.387,20	615.037.826,53	6,57%
Melamine Face MDF (MFM)	11.955.773.384,21	13.658.834.980,00	(1.703.061.595,79)	-14,24%
Fire Retardant MDF (FRM)	9.876.508.447,82	9.288.007.786,40	588.500.661,42	5,96%
Compact Density Fibreboard (CDF)	10.396.324.681,92	10.927.067.984,00	(530.743.302,08)	-5,11%
Total Retur Penjualan	51.981.623.409,60	54.635.339.920,00	(2.653.716.510,40)	-5,11%
Potongan Penjualan :				
Medium Density Fibreboard (MDF)	13.861.766.242,56	15.453.996.148,80	(1.592.229.906,24)	-11,49%
High Moist Resistance MDF (HMR)	12.475.589.618,30	11.239.269.926,40	1.236.319.691,90	9,91%
Melamine Face MDF (MFM)	15.941.031.178,94	17.561.359.260,00	(1.620.328.081,06)	-10,16%
Fire Retardant MDF (FRM)	13.168.677.930,43	11.941.724.296,80	1.226.953.633,63	9,32%
Compact Density Fibreboard (CDF)	13.861.766.242,56	14.049.087.408,00	(187.321.165,44)	-1,35%
Total Potongan Penjualan	69.308.831.212,80	70.245.437.040,00	(936.605.827,20)	-1,35%
Penjualan Neto	745.069.935.537,60	655.624.079.040,00	89.445.856.497,60	12,01%
Harga Pokok Penjualan:				
Biaya Pemakaian Bahan:				
Biaya Pemakaian Bahan MDF	42.754.885.254,40	42.369.706.107,96	385.179.146,44	0,90%
Biaya Pemakaian Bahan MFM	34.203.908.203,52	32.740.227.447,06	1.463.680.756,46	4,28%
Biaya Pemakaian Bahan HRM	49.168.118.042,56	46.221.497.572,32	2.946.620.470,24	5,99%
Biaya Pemakaian Bahan FRM	40.617.140.991,68	34.666.123.179,24	5.951.017.812,44	14,65%
Biaya Pemakaian Bahan CDF	47.030.373.779,84	36.592.018.911,42	10.438.354.868,42	22,19%
Total Biaya Pemakaian Bahan	213.774.426.271,98	192.589.573.218,00	21.184.853.053,98	9,91%
Tenaga Kerja Langsung	113.709.801.208,50	102.441.262.350,00	11.268.538.858,50	9,91%
Biaya Overhead Pabrik (BOP):				
Biaya BBM Kendaraan Operasional	21.650.346.150,10	16.315.205.206,91	5.335.140.943,19	24,64%
Biaya Perbaikan dan Pemeliharaan Peralatan Berat	13.200.000,36	7.333.333,33	5.866.667,03	44,44%
Biaya Penyusutan Peralatan Berat	110.000.003,00	73.333.333,33	36.666.669,67	33,33%
Biaya Perbaikan dan Pemeliharaan Mesin	5.926.735.056,05	9.128.957.198,62	(3.202.222.142,58)	-54,03%
Biaya Penyusutan Mesin	45.979.325.492,99	45.805.103.856,61	174.221.636,38	0,38%
Biaya Perbaikan dan Pemeliharaan Peralatan Pabrik	270.284.965,35	56.906.981,68	213.377.983,67	78,95%
Biaya Penyusutan Peralatan Pabrik	6.285.696.868,69	2.845.349.084,06	3.440.347.784,63	54,73%
Biaya Intensif Operator	16.148.611.128,43	13.056.753.534,08	3.091.857.594,34	19,15%
Total Biaya Overhead Pabrik (BOP)	96.384.199.664,97	87.288.942.528,63	9.095.257.136,33	9,44%
Total Biaya Produksi	423.868.427.145,45	382.319.778.096,64	41.548.649.048,81	9,80%
Persediaan Barang Jadi (Awal):				
Medium Density Fibreboard (MDF)	7.017.519.160,30	7.024.543.704,00	(7.024.543,70)	-0,10%
Melamine Face MDF (MFM)	9.356.692.213,73	5.970.862.148,40	3.385.830.065,33	36,19%
High Moist Resistance MDF (HMR)	6.237.794.809,15	8.078.225.259,60	(1.840.430.450,45)	-29,50%
Fire Retardant MDF (FRM)	8.576.967.862,58	6.322.089.333,60	2.254.878.528,98	26,29%
Compact Density Fibreboard (CDF)	7.797.243.511,44	7.726.998.074,40	70.245.437,04	0,90%
Total Persediaan Barang Jadi (Awal)	38.986.217.557,20	35.122.718.520,00	3.863.499.037,20	9,91%
Persediaan Barang Jadi (Akhir):				
Medium Density Fibreboard (MDF)	13.341.950.008,46	10.380.714.584,80	2.961.235.423,66	22,19%
Melamine Face MDF (MFM)	9.703.236.369,79	8.741.654.387,20	961.581.982,59	9,91%
High Moist Resistance MDF (HMR)	14.554.854.554,69	13.112.481.580,80	1.442.372.973,89	9,91%
Fire Retardant MDF (FRM)	10.916.140.916,02	9.834.361.185,60	1.081.779.730,42	9,91%
Compact Density Fibreboard (CDF)	12.129.045.462,24	12.566.128.181,60	(437.082.719,36)	-3,60%
Total Persediaan Barang Jadi (Akhir)	60.645.227.311,20	54.635.339.920,00	6.009.887.391,20	9,91%
Harga Pokok Penjualan	402.209.417.391,45	362.807.156.696,64	39.402.260.694,81	9,80%
Laba Bruto	342.860.518.146,16	292.816.922.343,37	50.043.595.802,79	14,60%
BIAYA ADMINISTRASI DAN UMUM				
Biaya Karyawan :				
Gaji Karyawan	34.971.676.781,28	33.190.969.001,40	1.780.707.779,88	5,09%
Tunjangan Kesehatan	6.028.135.594,73	5.163.039.622,44	865.095.972,29	14,35%

	S/D DESEMBER 2021	S/D DESEMBER 2020	GROWTH	% GROWTH
Potongan Penjualan :				
Medium Density Fibreboard (MDF)	13.861.766.242,56	15.453.996.148,80	(1.592.229.906,24)	-11,49%
High Moist Resistance MDF (HMR)	12.475.589.618,30	11.239.269.926,40	1.236.319.691,90	9,91%
Melamine Face MDF (MFM)	15.941.031.178,94	17.561.359.260,00	(1.620.328.081,06)	-10,16%
Fire Retardant MDF (FRM)	13.168.677.930,43	11.941.724.296,80	1.226.953.633,63	9,32%
Compact Density Fibreboard (CDF)	13.861.766.242,56	14.049.087.408,00	(187.321.165,44)	-1,35%
Total Potongan Penjualan	69.308.831.212,80	70.245.437.040,00	(936.605.827,20)	-1,35%
Penjualan Neto	745.069.935.537,60	655.624.079.040,00	89.445.856.497,60	12,01%
Harga Pokok Penjualan:				
Biaya Pemakaian Bahan:				
Biaya Pemakaian Bahan MDF	42.754.885.254,40	42.369.706.107,96	385.179.146,44	0,90%
Biaya Pemakaian Bahan MFM	34.203.908.203,52	32.740.227.447,06	1.463.680.756,46	4,28%
Biaya Pemakaian Bahan HRM	49.168.118.042,56	46.221.497.572,32	2.946.620.470,24	5,99%
Biaya Pemakaian Bahan FRM	40.617.140.991,68	34.666.123.179,24	5.951.017.812,44	14,65%
Biaya Pemakaian Bahan CDF	47.030.373.779,84	36.592.018.911,42	10.438.354.868,42	22,19%
Total Biaya Pemakaian Bahan	213.774.426.271,98	192.589.573.218,00	21.184.853.053,98	9,91%
Tenaga Kerja Langsung	113.709.801.208,50	102.441.262.350,00	11.268.538.858,50	9,91%
Biaya Overhead Pabrik (BOP):				
Biaya BBM Kendaraan Operasional	21.650.346.150,10	16.315.205.206,91	5.335.140.943,19	24,64%
Biaya Perbaikan dan Pemeliharaan Peralatan Berat	13.200.000,36	7.333.333,33	5.866.667,03	44,44%
Biaya Penyusutan Peralatan Berat	110.000.003,00	73.333.333,33	36.666.669,67	33,33%
Biaya Perbaikan dan Pemeliharaan Mesin	5.926.735.056,05	9.128.957.198,62	(3.202.222.142,58)	-54,03%
Biaya Penyusutan Mesin	45.979.325.492,99	45.805.103.856,61	174.221.636,38	0,38%
Biaya Perbaikan dan Pemeliharaan Peralatan Pabrik	270.284.965,35	56.906.981,68	213.377.983,67	78,95%
Biaya Penyusutan Peralatan Pabrik	6.285.696.868,69	2.845.349.084,06	3.440.347.784,63	54,73%
Biaya Intensif Operator	16.148.611.128,43	13.056.753.534,08	3.091.857.594,34	19,15%
Total Biaya Overhead Pabrik (BOP)	96.384.199.664,97	87.288.942.528,63	9.095.257.136,33	9,44%
Total Biaya Produksi	423.868.427.145,45	382.319.778.096,64	41.548.649.048,81	9,80%
Persediaan Barang Jadi (Awal):				
Medium Density Fibreboard (MDF)	7.017.519.160,30	7.024.543.704,00	(7.024.543,70)	-0,10%
Melamine Face MDF (MFM)	9.356.692.213,73	5.970.862.148,40	3.385.830.065,33	36,19%
High Moist Resistance MDF (HMR)	6.237.794.809,15	8.078.225.259,60	(1.840.430.450,45)	-29,50%
Fire Retardant MDF (FRM)	8.576.967.862,58	6.322.089.333,60	2.254.878.528,98	26,29%
Compact Density Fibreboard (CDF)	7.797.243.511,44	7.726.998.074,40	70.245.437,04	0,90%
Total Persediaan Barang Jadi (Awal)	38.986.217.557,20	35.122.718.520,00	3.863.499.037,20	9,91%
Persediaan Barang Jadi (Akhir):				
Medium Density Fibreboard (MDF)	13.341.950.008,46	10.380.714.584,80	2.961.235.423,66	22,19%
Melamine Face MDF (MFM)	9.703.236.369,79	8.741.654.387,20	961.581.982,59	9,91%
High Moist Resistance MDF (HMR)	14.554.854.554,69	13.112.481.580,80	1.442.372.973,89	9,91%
Fire Retardant MDF (FRM)	10.916.140.916,02	9.834.361.185,60	1.081.779.730,42	9,91%
Compact Density Fibreboard (CDF)	12.129.045.462,24	12.566.128.181,60	(437.082.719,36)	-3,60%
Total Persediaan Barang Jadi (Akhir)	60.645.227.311,20	54.635.339.920,00	6.009.887.391,20	9,91%
Harga Pokok Penjualan	402.209.417.391,45	362.807.156.696,64	39.402.260.694,81	9,80%
Laba Bruto	342.860.518.146,16	292.816.922.343,37	50.043.595.802,79	14,60%
BIAYA ADMINISTRASI DAN UMUM				
Biaya Karyawan :				
Gaji Karyawan	34.971.676.781,28	33.190.969.001,40	1.780.707.779,88	5,09%
Tunjangan Kesehatan	6.028.135.594,73	5.163.039.622,44	865.095.972,29	14,35%
Tunjangan Jabatan	5.094.199.094,14	4.056.673.989,06	1.037.525.105,08	20,37%
Tunjangan Transport	2.547.099.547,07	2.212.731.266,76	334.368.280,31	13,13%
THR	7.896.008.595,92	6.638.193.800,28	1.257.814.795,64	15,93%
Bonus	9.339.365.005,92	7.375.770.889,20	1.963.594.116,72	21,02%
Insentif	7.216.782.050,03	5.900.616.711,36	1.316.165.338,67	18,24%
Pesangon dan Kompensasi	1.952.776.319,42	1.843.942.722,30	108.833.597,12	5,57%
Jamsostek JHT	4.245.165.911,78	2.950.308.355,68	1.294.857.556,10	30,50%
Jamsostek JKK + JKM	5.612.109.335,38	4.425.462.533,52	1.186.646.801,86	21,14%
Total Biaya Karyawan	84.903.318.235,68	73.757.708.892,00	11.145.609.343,68	13,13%
Biaya Listrik dan PAM :				
Listrik	15.500.920.100,74	12.517.736.880,53	2.983.183.220,21	19,25%
PAM	10.333.946.733,83	10.241.784.720,43	92.162.013,40	0,89%
Total Biaya Listrik dan PAM	25.834.866.834,57	22.759.521.600,96	3.075.345.233,61	11,90%
Biaya Telekomunikasi :				
Telepon dan FAX	4.002.585.002,54	3.224.265.560,14	778.319.442,40	19,45%
Handphone	3.274.842.274,80	3.097.823.773,46	177.018.501,34	5,41%
Total Biaya Telekomunikasi	7.277.427.277,34	6.322.089.333,60	955.337.943,74	13,13%
Biaya Perbaikan dan Pemeliharaan :				
Perbaikan dan Pemeliharaan Bangunan dan Prasarana	4.414.972.548,26	4.277.947.115,74	137.025.432,52	3,10%
Perbaikan dan Pemeliharaan Peralatan Rumah Tangga	4.584.779.184,73	136.498.161,00	4.448.281.023,73	97,02%

	S/D DESEMBER 2021	S/D DESEMBER 2020	GROWTH	% GROWTH
Perbaikan dan Pemeliharaan Peralatan Kantor	4.245.165.911,78	3.097.823.773,46	1.147.342.138,32	27,03%
Perbaikan dan Pemeliharaan Kendaraan	3.735.746.002,37	3.392.854.609,03	342.891.393,34	9,18%
Total Biaya Perbaikan dan Pemeliharaan	16.980.663.647,14	14.751.541.778,40	5.732.648.594,57	33,76%
Biaya Jamuan, Sumbangan dan Donasi :				
Konsumsi Kantor	2.522.841.456,15	2.107.363.111,20	415.478.344,95	16,47%
Sumbangan	727.742.727,73	632.208.933,36	95.533.794,37	13,13%
Representasi	776.258.909,58	716.503.457,81	59.755.451,78	7,70%
Komisi	824.775.091,43	758.650.720,03	66.124.371,40	8,02%
Total Biaya Jamuan, Sumbangan dan Donasi	4.851.618.184,90	4.214.726.222,40	636.891.962,50	13,13%
Biaya BBM, Retribusi dan Transportasi :				
Bensin, Parkir dan Tol	8.490.331.823,57	7.375.770.889,20	1.114.560.934,37	13,13%
Total Biaya BBM, Retribusi dan Transportasi	8.490.331.823,57	7.375.770.889,20	1.114.560.934,37	13,13%
Biaya Ekspedisi, Pos dan Materai :				
Pengiriman Dokumen	2.910.970.910,94	2.528.835.733,44	382.135.177,50	13,13%
Meterai	1.746.582.546,56	1.685.890.488,96	60.692.057,60	3,47%
Pengiriman Barang	5.045.682.912,29	4.214.726.222,40	830.956.689,89	16,47%
Total Biaya Ekspedisi, Pos dan Materai	9.703.236.369,79	8.429.452.444,80	1.273.783.924,99	13,13%
Biaya Perjalanan Dinas :				
Perjalanan Dinas	6.064.522.731,12	5.268.407.778,00	796.114.953,12	13,13%
Total Biaya Perjalanan Dinas	6.064.522.731,12	5.268.407.778,00	796.114.953,12	13,13%
Biaya Cetak, Fotocopy dan ATK :				
Cetakan	1.848.466.528,45	1.712.864.736,78	135.601.791,66	7,34%
Fotocopy	1.602.004.324,65	1.498.756.644,69	103.247.679,97	6,44%
ATK	3.204.008.649,31	2.676.351.151,22	527.657.498,08	16,47%
Perlengkapan Kantor	5.668.630.687,23	4.817.432.072,20	851.198.615,03	15,02%
Total Biaya Cetak, Fotocopy dan ATK	12.323.110.189,64	10.705.404.604,90	1.617.705.584,74	13,13%
Biaya Honorarium Tenaga Ahli:				
Konsultan	1.479.743.546,39	1.264.417.866,72	215.325.679,67	14,55%
Auditor	946.065.546,05	842.945.244,48	103.120.301,57	10,90%
Total Biaya Honorarium Tenaga Ahli	2.425.809.092,45	2.107.363.111,20	318.445.981,25	13,13%
Biaya Keamanan dan Kebersihan :				
Keamanan	6.804.394.504,32	5.447.533.642,45	1.356.860.861,86	19,94%
Kebersihan	6.537.555.504,15	6.142.963.469,15	394.592.035,00	6,04%
Total Biaya Keamanan dan Kebersihan	13.341.950.008,46	11.590.497.111,60	1.751.452.896,86	13,13%
Biaya Rumah Tangga :				
Biaya Rumah Tangga Kantor	12.614.207.280,73	10.958.288.178,24	1.655.919.102,49	13,13%
Total Biaya Rumah Tangga	12.614.207.280,73	10.958.288.178,24	1.655.919.102,49	13,13%
Biaya Penyusutan Aset Tetap :				
Penyusutan Bangunan dan Prasarana	8.631.369.079,80	8.631.369.079,80	0,00	0,00%
Penyusutan Peralatan Rumah Tangga	11.654.099,58	2.610.301,04	9.043.798,54	77,60%
Penyusutan Peralatan Kantor	648.053.639,22	132.141.576,61	515.912.062,61	79,61%
Penyusutan Kendaraan	591.065.083,33	222.804.666,67	368.260.416,67	62,30%
Total Biaya Penyusutan Aset Tetap	9.882.141.901,94	8.988.925.624,12	893.216.277,82	9,04%
Biaya Surat-Surat :				
STNK, KIR, dan Pajak Kendaraan	4.730.327.730,27	3.240.070.783,47	1.490.256.946,80	31,50%
Perizinan	5.045.682.912,29	4.536.099.096,86	509.583.815,43	10,10%
PBB	5.991.748.458,35	5.184.113.253,55	807.635.204,79	13,48%
Total Biaya Surat-Surat	15.767.759.100,91	12.960.283.133,88	2.807.475.967,03	17,81%
Total Biaya Lain-Lain	12.129.045.462,24	10.536.815.556,00	1.592.229.906,24	13,13%
Total Biaya Administrasi dan Umum	242.590.008.140,48	210.726.796.259,30	31.863.211.881,18	13,13%
Labu Usaha	100.270.510.005,68	82.090.126.084,07	18.180.383.921,61	18,13%
PENDAPATAN LAIN-LAIN				
Pendapatan Bunga Bank	2.495.117.923,66	2.388.344.859,36	106.773.064,30	4,28%
Pendapatan Bunga Deposito	2.703.044.417,30	2.294.684.276,64	408.360.140,66	15,11%
Total Pendapatan Lain-Lain	5.198.162.340,96	4.683.029.136,00	515.133.204,96	9,91%
BIAYA LAIN-LAIN				
Biaya Bunga	2.035.946.916,88	2.029.312.625,60	6.634.291,28	0,33%
Biaya Administrasi Bank	2.295.855.033,92	1.873.211.654,40	422.643.379,52	18,41%
Total Biaya Lain-Lain	4.331.801.950,80	3.902.524.280,00	429.277.670,80	9,91%
Labu Sebelum Pajak	101.136.870.395,84	82.870.630.940,07	18.266.239.455,77	18,06%
Pajak Penghasilan	22.250.111.487,08	18.231.538.806,81	4.018.572.680,27	18,06%
Labu Neto	78.886.758.908,75	64.639.092.133,25	14.247.666.775,50	18,06%

PT Sumatera Prima Fibreboard Laporan Laba Rugi

Periode s/d Desember Tahun 2021 dan 2022

	S/D DESEMBER 2022	S/D DESEMBER 2021	GROWTH	% GROWTH
PENDAPATAN				
Penjualan:				
Medium Density Fibreboard (MDF)	179.336.600.763,12	173.272.078.032,00	6.064.522.731,12	3,38%
Melamine Face MDF (MFM)	169.373.456.276,28	155.944.870.228,80	13.428.586.047,48	7,93%
High Moist Resistance MDF (HMR)	229.152.323.197,32	199.262.889.736,80	29.889.433.460,52	13,04%
Fire Retardant MDF (FRM)	199.262.889.736,80	164.608.474.130,40	34.654.415.606,40	17,39%
Compact Density Fibreboard (CDF)	219.189.178.710,48	173.272.078.032,00	45.917.100.678,48	20,95%
Total Penjualan	996.314.448.684,00	866.360.390.160,00	129.954.058.524,00	13,04%
Retur Penjualan :				
Medium Density Fibreboard (MDF)	8.966.830.038,16	10.396.324.681,92	(1.429.494.643,76)	-15,94%
High Moist Resistance MDF (HMR)	8.468.672.813,81	9.356.692.213,73	(888.019.399,91)	-10,49%
Melamine Face MDF (MFM)	11.457.616.159,87	11.955.773.384,21	(498.157.224,34)	-4,35%
Fire Retardant MDF (FRM)	9.963.144.486,84	9.876.508.447,82	86.636.039,02	0,87%
Compact Density Fibreboard (CDF)	10.959.458.935,52	10.396.324.681,92	563.134.253,60	5,14%
Total Retur Penjualan	49.815.722.434,20	51.981.623.409,60	(2.165.900.975,40)	-4,35%
Potongan Penjualan :				
Medium Density Fibreboard (MDF)	12.553.562.053,42	13.861.766.242,56	(1.308.204.189,14)	-10,42%
High Moist Resistance MDF (HMR)	11.856.141.939,34	12.475.589.618,30	(619.447.678,96)	-5,22%
Melamine Face MDF (MFM)	16.040.662.623,81	15.941.031.178,94	99.631.444,87	0,62%
Fire Retardant MDF (FRM)	13.948.402.281,58	13.168.677.930,43	779.724.351,14	5,59%
Compact Density Fibreboard (CDF)	15.343.242.509,73	13.861.766.242,56	1.481.476.267,17	9,66%
Total Potongan Penjualan	69.742.011.407,88	69.308.831.212,80	433.180.195,08	0,62%
Penjualan Neto	876.756.714.841,92	745.069.935.537,60	131.686.779.304,32	15,02%
Harga Pokok Penjualan:				
Biaya Pemakaian Bahan:				
Biaya Pemakaian Bahan MDF	47.344.862.601,46	42.754.885.254,40	4.589.977.347,07	9,69%
Biaya Pemakaian Bahan MFM	42.084.322.312,41	34.203.908.203,52	7.880.414.108,90	18,73%
Biaya Pemakaian Bahan HRM	63.126.483.468,62	49.168.118.042,56	13.958.365.426,06	22,11%
Biaya Pemakaian Bahan FRM	49.975.132.745,99	40.617.140.991,68	9.357.991.754,31	18,73%
Biaya Pemakaian Bahan CDF	60.496.213.324,09	47.030.373.779,84	13.465.839.544,26	22,26%
Total Biaya Pemakaian Bahan	263.027.014.452,58	213.774.426.271,98	49.252.588.180,60	18,73%
Tenaga Kerja Langsung	153.432.425.097,34	113.709.801.208,50	39.722.623.888,84	25,89%
Biaya Overhead Pabrik (BOP):				
Biaya BBM Kendaraan Operasional	29.152.160.768,49	21.650.346.150,10	7.501.814.618,40	25,73%
Biaya Perbaikan dan Pemeliharaan Peralatan Berat	14.080.000,38	13.200.000,36	880.000,02	6,25%
Biaya Penyusutan Peralatan Berat	110.000.003,00	110.000.003,00	0,00	0,00%
Biaya Perbaikan dan Pemeliharaan Mesin	6.035.762.163,53	5.926.735.056,05	109.027.107,48	1,81%
Biaya Penyusutan Mesin	46.428.939.719,43	45.979.325.492,99	449.614.226,44	0,97%
Biaya Perbaikan dan Pemeliharaan Peralatan Pabrik	470.570.136,92	270.284.965,35	200.285.171,56	42,56%
Biaya Penyusutan Peralatan Pabrik	9.906.739.724,53	6.285.696.868,69	3.621.042.855,84	36,55%
Biaya Intensif Operator	20.958.869.268,30	16.148.611.128,43	4.810.258.139,87	22,95%
Total Biaya Overhead Pabrik (BOP)	113.077.121.784,58	96.384.199.664,97	16.692.922.119,61	14,76%
Total Biaya Produksi	529.536.561.334,49	423.868.427.145,45	105.668.134.189,05	19,95%
Persediaan Barang Jadi (Awal):				
Medium Density Fibreboard (MDF)	7.970.515.589,47	7.017.519.160,30	952.996.429,18	11,96%
Melamine Face MDF (MFM)	9.963.144.486,84	9.356.692.213,73	606.452.273,11	6,09%
High Moist Resistance MDF (HMR)	5.977.886.692,10	6.237.794.809,15	(259.908.117,05)	-4,35%
Fire Retardant MDF (FRM)	8.767.567.148,42	8.576.967.862,58	190.599.285,84	2,17%
Compact Density Fibreboard (CDF)	7.173.464.030,52	7.797.243.511,44	(623.779.480,92)	-8,70%
Total Persediaan Barang Jadi (Awal)	39.852.577.947,36	38.986.217.557,20	866.360.390,16	2,17%
Persediaan Barang Jadi (Akhir):				
Medium Density Fibreboard (MDF)	15.243.611.064,87	13.341.950.008,46	1.901.661.056,40	12,48%
Melamine Face MDF (MFM)	13.450.245.057,23	9.703.236.369,79	3.747.008.687,44	27,86%
High Moist Resistance MDF (HMR)	22.417.075.095,39	14.554.854.554,69	7.862.220.540,70	35,07%
Fire Retardant MDF (FRM)	17.933.660.076,31	10.916.140.916,02	7.017.519.160,30	39,13%
Compact Density Fibreboard (CDF)	20.623.709.087,76	12.129.045.462,24	8.494.663.625,52	41,19%
Total Persediaan Barang Jadi (Akhir)	89.668.300.381,56	60.645.227.311,20	29.023.073.070,36	32,37%
Harga Pokok Penjualan	479.720.838.900,29	402.209.417.391,45	77.511.421.508,85	16,16%
Labu Bruto	397.035.875.941,63	342.860.518.146,16	54.175.357.795,47	13,64%
BIAYA ADMINISTRASI DAN UMUM				
Biaya Karyawan :				
Gaji Karyawan	38.427.848.285,74	34.971.676.781,28	3.456.171.504,47	8,99%
Tunjangan Kesehatan	7.786.695.573,69	6.028.135.594,73	1.758.559.978,96	22,58%

	S/D DESEMBER 2022	S/D DESEMBER 2021	GROWTH	% GROWTH
Tunjangan Jabatan	6.674.310.491,73	5.094.199.094,14	1.580.111.397,59	23,67%
Tunjangan Transport	3.539.407.078,95	2.547.099.547,07	992.307.531,88	28,04%
THR	9.303.584.321,81	7.896.008.595,92	1.407.575.725,89	15,13%
Bonus	11.022.724.903,02	9.339.365.005,92	1.683.359.897,09	15,27%
Insentif	8.696.828.822,56	7.216.782.050,03	1.480.046.772,53	17,02%
Pesangon dan Kompensasi	2.932.651.579,70	1.952.776.319,42	979.875.260,28	33,41%
Jamsostek JHT	5.764.177.242,86	4.245.165.911,78	1.519.011.331,08	26,35%
Jamsostek JKK + JKM	6.977.688.241,36	5.612.109.335,38	1.365.578.905,98	19,57%
Total Biaya Karyawan	101.125.916.541,43	84.903.318.235,68	16.222.598.305,75	16,04%
Biaya Listrik dan PAM :				
Listrik	17.480.337.002,16	15.500.920.100,74	1.979.416.901,42	11,32%
PAM	14.302.093.910,86	10.333.946.733,83	3.968.147.177,03	27,75%
Total Biaya Listrik dan PAM	31.782.430.913,02	25.834.866.834,57	5.947.564.078,45	18,71%
Biaya Telekomunikasi :				
Telepon dan FAX	4.507.326.565,85	4.002.585.002,54	504.741.563,31	11,20%
Handphone	4.160.609.137,70	3.274.842.274,80	885.766.862,90	21,29%
Total Biaya Telekomunikasi	8.667.935.703,55	7.277.427.277,34	1.390.508.426,21	16,04%
Biaya Perbaikan dan Pemeliharaan :				
Perbaikan dan Pemeliharaan Bangunan dan Prasarana	5.460.799.493,24	4.414.972.548,26	1.045.826.944,98	19,15%
Perbaikan dan Pemeliharaan Peralatan Rumah Tangga	5.258.547.660,15	4.584.779.184,73	673.768.475,43	12,81%
Perbaikan dan Pemeliharaan Peralatan Kantor	4.854.043.993,99	4.245.165.911,78	608.878.082,20	12,54%
Perbaikan dan Pemeliharaan Kendaraan	4.651.792.160,91	3.735.746.002,37	916.046.158,54	19,69%
Total Biaya Perbaikan dan Pemeliharaan	20.225.183.308,29	16.980.663.647,14	3.244.519.661,15	16,04%
Biaya Jamuan, Sumbangan dan Donasi :				
Konsumsi Kantor	3.062.670.615,25	2.522.841.456,15	539.829.159,11	17,63%
Sumbangan	809.007.332,33	727.742.727,73	81.264.604,60	10,04%
Representasi	866.793.570,36	776.258.909,58	90.534.660,77	10,44%
Komisi	1.040.152.284,43	824.775.091,43	215.377.192,99	20,71%
Total Biaya Jamuan, Sumbangan dan Donasi	5.778.623.802,37	4.851.618.184,90	927.005.617,47	16,04%
Biaya BBM, Retribusi dan Transportasi :				
Bensin, Parkir dan Tol	10.112.591.654,14	8.490.331.823,57	1.622.259.830,57	16,04%
Total Biaya BBM, Retribusi dan Transportasi	10.112.591.654,14	8.490.331.823,57	1.622.259.830,57	16,04%
Biaya Ekspedisi, Pos dan Materai :				
Pengiriman Dokumen	3.004.884.377,23	2.910.970.910,94	93.913.466,29	3,13%
Meterai	2.195.877.044,90	1.746.582.546,56	449.294.498,34	20,46%
Pengiriman Barang	6.356.486.182,60	5.045.682.912,29	1.310.803.270,31	20,62%
Total Biaya Ekspedisi, Pos dan Materai	11.557.247.604,73	9.703.236.369,79	1.854.011.234,94	16,04%
Biaya Perjalanan Dinas :				
Perjalanan Dinas	7.223.279.752,96	6.064.522.731,12	1.158.757.021,84	16,04%
Total Biaya Perjalanan Dinas	7.223.279.752,96	6.064.522.731,12	1.158.757.021,84	16,04%
Biaya Cetakan, Fotocopy dan ATK :				
Cetakan	2.403.907.501,78	1.848.466.528,45	555.440.973,34	23,11%
Fotocopy	2.103.419.064,06	1.602.004.324,65	501.414.739,41	23,84%
ATK	3.756.105.471,54	3.204.008.649,31	552.096.822,23	14,70%
Perlengkapan Kantor	6.760.989.848,77	5.668.630.687,23	1.092.359.161,54	16,16%
Total Biaya Cetakan, Fotocopy dan ATK	15.024.421.886,15	12.323.110.189,64	2.701.311.696,52	17,98%
Biaya Honorarium Tenaga Ahli:				
Konsultan	1.791.373.378,73	1.479.743.546,39	311.629.832,34	17,40%
Auditor	1.097.938.522,45	946.065.546,05	151.872.976,40	13,83%
Total Biaya Honorarium Tenaga Ahli	2.889.311.901,18	2.425.809.092,45	463.502.808,74	16,04%
Biaya Keamanan dan Kebersihan :				
Keamanan	7.512.210.943,08	6.804.394.504,32	707.816.438,76	9,42%
Kebersihan	6.934.348.562,84	6.537.555.504,15	396.793.058,69	5,72%
Total Biaya Keamanan dan Kebersihan	14.446.559.505,92	13.341.950.008,46	1.104.609.497,45	7,65%
Biaya Rumah Tangga :				
Biaya Rumah Tangga Kantor	15.024.421.886,15	12.614.207.280,73	2.410.214.605,43	16,04%
Total Biaya Rumah Tangga	15.024.421.886,15	12.614.207.280,73	2.410.214.605,43	16,04%
Biaya Penyusutan Aset Tetap :				
Penyusutan Bangunan dan Prasarana	9.986.156.824,89	8.631.369.079,80	1.354.787.745,09	13,57%
Penyusutan Peralatan Rumah Tangga	12.439.497,50	11.654.099,58	785.397,92	6,31%
Penyusutan Peralatan Kantor	741.974.700,07	648.053.639,22	93.921.060,85	12,66%
Penyusutan Kendaraan	1.242.163.000,00	591.065.083,33	651.097.916,67	52,42%
Total Biaya Penyusutan Aset Tetap	11.982.734.022,46	9.882.141.901,94	2.100.592.120,52	17,53%
Biaya Surat-Surat :				
STNK, KIR, dan Pajak Kendaraan	4.244.399.182,84	4.730.327.730,27	(485.928.547,43)	-11,45%

	S/D DESEMBER 2022	S/D DESEMBER 2021	GROWTH	% GROWTH
Perizinan	5.060.629.794,92	5.045.682.912,29	14.946.882,63	0,30%
PBB	7.019.583.263,93	5.991.748.458,35	1.027.834.805,58	14,64%
Total Biaya Surat-Surat	16.324.612.241,69	15.767.759.100,91	556.853.140,78	3,41%
Total Biaya Lain-Lain	14.446.559.505,92	12.129.045.462,24	2.317.514.043,68	16,04%
Total Biaya Administrasi dan Umum	286.611.830.229,96	242.590.008.140,48	44.021.822.089,48	15,36%
Laba Usaha	110.424.045.711,67	100.270.510.005,68	10.153.535.705,99	9,20%
PENDAPATAN LAIN-LAIN				
Pendapatan Bunga Bank	3.138.390.513,35	2.495.117.923,66	643.272.589,69	20,50%
Pendapatan Bunga Deposito	3.835.810.627,43	2.703.044.417,30	1.132.766.210,13	29,53%
Total Pendapatan Lain-Lain	6.974.201.140,79	5.198.162.340,96	1.776.038.799,83	25,47%
BIAYA LAIN-LAIN				
Biaya Bunga	2.809.606.745,29	2.035.946.916,88	773.659.828,41	27,54%
Biaya Administrasi Bank	3.168.279.946,82	2.295.855.033,92	872.424.912,89	27,54%
Total Biaya Lain-Lain	5.977.886.692,10	4.331.801.950,80	1.646.084.741,30	27,54%
Laba Sebelum Pajak	111.420.360.160,35	101.136.870.395,84	10.283.489.764,51	9,23%
Pajak Penghasilan	24.512.479.235,28	22.250.111.487,08	2.262.367.748,19	9,23%
Laba Neto	86.907.880.925,08	78.886.758.908,75	8.021.122.016,32	9,23%

Laporan Laba Rugi
Berdasarkan Nilai Beban Penyusutan Aset Tetap Ketentuan Peraturan Perpajakan

Periode s/d Desember Tahun 2020 dan 2021

	S/D DESEMBER 2021	S/D DESEMBER 2020	GROWTH	% GROWTH
PENDAPATAN				
Penjualan:				
Medium Density Fibreboard (MDF)	173.272.078.032,00	171.711.068.320,00	1.561.009.712,00	0,90%
Melamine Face MDF (MFM)	155.944.870.228,80	124.880.776.960,00	31.064.093.268,80	19,92%
High Moist Resistance MDF (HMR)	199.262.889.736,80	195.126.214.000,00	4.136.675.736,80	2,08%
Fire Retardant MDF (FRM)	164.608.474.130,40	132.685.825.520,00	31.922.648.610,40	19,39%
Compact Density Fibreboard (CDF)	173.272.078.032,00	156.100.971.200,00	17.171.106.832,00	9,91%
Total Penjualan	866.360.390.160,00	780.504.856.000,00	85.855.534.160,00	9,91%
Retur Penjualan :				
Medium Density Fibreboard (MDF)	10.396.324.681,92	12.019.774.782,40	(1.623.450.100,48)	-15,62%
High Moist Resistance MDF (HMR)	9.356.692.213,73	8.741.654.387,20	615.037.826,53	6,57%
Melamine Face MDF (MFM)	11.955.773.384,21	13.658.834.980,00	(1.703.061.595,79)	-14,24%
Fire Retardant MDF (FRM)	9.876.508.447,82	9.288.007.786,40	588.500.661,42	5,96%
Compact Density Fibreboard (CDF)	10.396.324.681,92	10.927.067.984,00	(530.743.302,08)	-5,11%
Total Retur Penjualan	51.981.623.409,60	54.635.339.920,00	(2.653.716.510,40)	-5,11%
Potongan Penjualan :				
Medium Density Fibreboard (MDF)	13.861.766.242,56	15.453.996.148,80	(1.592.229.906,24)	-11,49%
High Moist Resistance MDF (HMR)	12.475.589.618,30	11.239.269.926,40	1.236.319.691,90	9,91%
Melamine Face MDF (MFM)	15.941.031.178,94	17.561.359.260,00	(1.620.328.081,06)	-10,16%
Fire Retardant MDF (FRM)	13.168.677.930,43	11.941.724.296,80	1.226.953.633,63	9,32%
Compact Density Fibreboard (CDF)	13.861.766.242,56	14.049.087.408,00	(187.321.165,44)	-1,35%
Total Potongan Penjualan	69.308.831.212,80	70.245.437.040,00	(936.605.827,20)	-1,35%
Penjualan Neto	745.069.935.537,60	655.624.079.040,00	89.445.856.497,60	12,01%
Harga Pokok Penjualan:				
Biaya Pemakaian Bahan:				
Biaya Pemakaian Bahan MDF	42.754.885.254,40	42.369.706.107,96	385.179.146,44	0,90%
Biaya Pemakaian Bahan MFM	34.203.908.203,52	32.740.227.447,06	1.463.680.756,46	4,28%
Biaya Pemakaian Bahan HRM	49.168.118.042,56	46.221.497.572,32	2.946.620.470,24	5,99%
Biaya Pemakaian Bahan FRM	40.617.140.991,68	34.666.123.179,24	5.951.017.812,44	14,65%
Biaya Pemakaian Bahan CDF	47.030.373.779,84	36.592.018.911,42	10.438.354.868,42	22,19%
Total Biaya Pemakaian Bahan	213.774.426.271,98	192.589.573.218,00	21.184.853.053,98	9,91%
Tenaga Kerja Langsung	113.709.801.208,50	102.441.262.350,00	11.268.538.858,50	9,91%
Biaya Overhead Pabrik (BOP):				
Biaya BBM Kendaraan Operasional	21.650.346.150,10	16.315.205.206,91	5.335.140.943,19	24,64%
Biaya Perbaikan dan Pemeliharaan Peralatan Berat	6.600.000,00	4.125.000,00	2.475.000,00	37,50%
Biaya Penyusutan Peralatan Berat	55.000.000,00	41.250.000,00	13.750.000,00	25,00%
Biaya Perbaikan dan Pemeliharaan Mesin	5.926.735.055,66	9.128.957.198,62	(3.202.222.142,96)	-54,03%
Biaya Penyusutan Mesin	45.979.325.489,99	45.805.103.856,61	174.221.633,38	0,38%
Biaya Perbaikan dan Pemeliharaan Peralatan Pabrik	270.362.589,31	61.605.589,90	208.756.999,41	77,21%
Biaya Penyusutan Peralatan Pabrik	6.287.502.077,02	3.080.279.495,07	3.207.222.581,95	51,01%
Biaya Intensif Operator	16.148.611.128,43	13.056.753.534,08	3.091.857.594,34	19,15%
Total Biaya Overhead Pabrik (BOP)	96.324.482.490,51	87.493.279.881,19	8.831.202.609,32	9,17%
Total Biaya Produksi	423.808.709.970,99	382.524.115.449,19	41.284.594.521,80	9,74%
Persediaan Barang Jadi (Awal):				
Medium Density Fibreboard (MDF)	7.017.519.160,30	7.024.543.704,00	(7.024.543,70)	-0,10%
Melamine Face MDF (MFM)	9.356.692.213,73	5.970.862.148,40	3.385.830.065,33	36,19%
High Moist Resistance MDF (HMR)	6.237.794.809,15	8.078.225.259,60	(1.840.430.450,45)	-29,50%
Fire Retardant MDF (FRM)	8.576.967.862,58	6.322.089.333,60	2.254.878.528,98	26,29%
Compact Density Fibreboard (CDF)	7.797.243.511,44	7.726.998.074,40	70.245.437,04	0,90%
Total Persediaan Barang Jadi (Awal)	38.986.217.557,20	35.122.718.520,00	3.863.499.037,20	9,91%
Persediaan Barang Jadi (Akhir):				
Medium Density Fibreboard (MDF)	13.341.950.008,46	10.380.714.584,80	2.961.235.423,66	22,19%
Melamine Face MDF (MFM)	9.703.236.369,79	8.741.654.387,20	961.581.982,59	9,91%
High Moist Resistance MDF (HMR)	14.554.854.554,69	13.112.481.580,80	1.442.372.973,89	9,91%
Fire Retardant MDF (FRM)	10.916.140.916,02	9.834.361.185,60	1.081.779.730,42	9,91%
Compact Density Fibreboard (CDF)	12.129.045.462,24	12.566.128.181,60	(437.082.719,36)	-3,60%
Total Persediaan Barang Jadi (Akhir)	60.645.227.311,20	54.635.339.920,00	6.009.887.391,20	9,91%
Harga Pokok Penjualan	402.149.700.216,99	363.011.494.049,19	39.138.206.167,80	9,73%
Laba Bruto	342.920.235.320,61	292.612.584.990,81	50.307.650.329,80	14,67%

	S/D DESEMBER 2021	S/D DESEMBER 2020	GROWTH	% GROWTH
BIAYA ADMINISTRASI DAN UMUM				
Biaya Karyawan :				
Gaji Karyawan	34.971.676.781,28	33.190.969.001,40	1.780.707.779,88	5,09%
Tunjangan Kesehatan	6.028.135.594,73	5.163.039.622,44	865.095.972,29	14,35%
Tunjangan Jabatan	5.094.199.094,14	4.056.673.989,06	1.037.525.105,08	20,37%
Tunjangan Transport	2.547.099.547,07	2.212.731.266,76	334.368.280,31	13,13%
THR	7.896.008.595,92	6.638.193.800,28	1.257.814.795,64	15,93%
Bonus	9.339.365.005,92	7.375.770.889,20	1.963.594.116,72	21,02%
Insentif	7.216.782.050,03	5.900.616.711,36	1.316.165.338,67	18,24%
Pesangan dan Kompensasi	1.952.776.319,42	1.843.942.722,30	108.833.597,12	5,57%
Jamsostek JHT	4.245.165.911,78	2.950.308.355,68	1.294.857.556,10	30,50%
Jamsostek JKK + JKM	5.612.109.335,38	4.425.462.533,52	1.186.646.801,86	21,14%
Total Biaya Karyawan	84.903.318.235,68	73.757.708.892,00	11.145.609.343,68	13,13%
Biaya Listrik dan PAM :				
Listrik	15.500.920.100,74	12.517.736.880,53	2.983.183.220,21	19,25%
PAM	10.333.946.733,83	10.241.784.720,43	92.162.013,40	0,89%
Total Biaya Listrik dan PAM	25.834.866.834,57	22.759.521.600,96	3.075.345.233,61	11,90%
Biaya Telekomunikasi :				
Telepon dan FAX	4.002.585.002,54	3.224.265.560,14	778.319.442,40	19,45%
Handphone	3.274.842.274,80	3.097.823.773,46	177.018.501,34	5,41%
Total Biaya Telekomunikasi	7.277.427.277,34	6.322.089.333,60	955.337.943,74	13,13%
Biaya Perbaikan dan Pemeliharaan :				
Perbaikan dan Pemeliharaan Bangunan dan Prasarana	4.414.972.548,26	4.277.947.115,74	137.025.432,52	3,10%
Perbaikan dan Pemeliharaan Peralatan Rumah Tangga	4.584.779.184,73	136.498.161,00	4.448.281.023,73	97,02%
Perbaikan dan Pemeliharaan Peralatan Kantor	4.245.165.911,78	3.097.823.773,46	1.147.342.138,32	27,03%
Perbaikan dan Pemeliharaan Kendaraan	3.735.746.002,37	3.392.854.609,03	342.891.393,34	9,18%
Total Biaya Perbaikan dan Pemeliharaan	16.980.663.647,14	14.751.541.778,40	5.732.648.594,57	33,76%
Biaya Jamuan, Sumbangan dan Donasi :				
Konsumsi Kantor	2.522.841.456,15	2.107.363.111,20	415.478.344,95	16,47%
Sumbangan	727.742.727,73	632.208.933,36	95.533.794,37	13,13%
Representasi	776.258.909,58	716.503.457,81	59.755.451,78	7,70%
Komisi	824.775.091,43	758.650.720,03	66.124.371,40	8,02%
Total Biaya Jamuan, Sumbangan dan Donasi	4.851.618.184,90	4.214.726.222,40	636.891.962,50	13,13%
Biaya BBM, Retribusi dan Transportasi :				
Bensin, Parkir dan Tol	8.490.331.823,57	7.375.770.889,20	1.114.560.934,37	13,13%
Total Biaya BBM, Retribusi dan Transportasi	8.490.331.823,57	7.375.770.889,20	1.114.560.934,37	13,13%
Biaya Ekspedisi, Pos dan Materai :				
Pengiriman Dokumen	2.910.970.910,94	2.528.835.733,44	382.135.177,50	13,13%
Meterai	1.746.582.546,56	1.685.890.488,96	60.692.057,60	3,47%
Pengiriman Barang	5.045.682.912,29	4.214.726.222,40	830.956.689,89	16,47%
Total Biaya Ekspedisi, Pos dan Materai	9.703.236.369,79	8.429.452.444,80	1.273.783.924,99	13,13%
Biaya Perjalanan Dinas :				
Perjalanan Dinas	6.064.522.731,12	5.268.407.778,00	796.114.953,12	13,13%
Total Biaya Perjalanan Dinas	6.064.522.731,12	5.268.407.778,00	796.114.953,12	13,13%
Biaya Cetak, Fotocopy dan ATK :				
Cetakan	1.848.466.528,45	1.712.864.736,78	135.601.791,66	7,34%
Fotocopy	1.602.004.324,65	1.498.756.644,69	103.247.679,97	6,44%
ATK	3.204.008.649,31	2.676.351.151,22	527.657.498,08	16,47%
Perlengkapan Kantor	5.668.630.687,23	4.817.432.072,20	851.198.615,03	15,02%
Total Biaya Cetak, Fotocopy dan ATK	12.323.110.189,64	10.705.404.604,90	1.617.705.584,74	13,13%
Biaya Honorarium Tenaga Ahli:				
Konsultan	1.479.743.546,39	1.264.417.866,72	215.325.679,67	14,55%
Auditor	946.065.546,05	842.945.244,48	103.120.301,57	10,90%
Total Biaya Honorarium Tenaga Ahli	2.425.809.092,45	2.107.363.111,20	318.445.981,25	13,13%
Biaya Keamanan dan Kebersihan :				
Keamanan	6.804.394.504,32	5.447.533.642,45	1.356.860.861,86	19,94%
Kebersihan	6.537.555.504,15	6.142.963.469,15	394.592.035,00	6,04%
Total Biaya Keamanan dan Kebersihan	13.341.950.008,46	11.590.497.111,60	1.751.452.896,86	13,13%
Biaya Rumah Tangga :				
Biaya Rumah Tangga Kantor	12.614.207.280,73	10.958.288.178,24	1.655.919.102,49	13,13%
Total Biaya Rumah Tangga	12.614.207.280,73	10.958.288.178,24	1.655.919.102,49	13,13%
Biaya Penyusutan Aset Tetap :				
Penyusutan Bangunan dan Prasarana	8.631.369.079,80	8.631.369.079,80	0,00	0,00%
Penyusutan Peralatan Rumah Tangga	11.897.830,83	3.132.361,25	8.765.469,58	73,67%
Penyusutan Peralatan Kantor	474.874.964,64	80.915.154,26	393.959.810,38	82,96%
Penyusutan Kendaraan	317.861.958,33	113.871.333,33	203.990.625,00	64,18%
Total Biaya Penyusutan Aset Tetap	9.436.003.833,61	8.829.287.928,64	606.715.904,96	6,43%

	S/D DESEMBER 2021	S/D DESEMBER 2020	GROWTH	% GROWTH
Biaya Surat-Surat :				
STNK, KIR, dan Pajak Kendaraan	4.730.327.730,27	3.240.070.783,47	1.490.256.946,80	31,50%
Perizinan	5.045.682.912,29	4.536.099.096,86	509.583.815,43	10,10%
PBB	5.991.748.458,35	5.184.113.253,55	807.635.204,79	13,48%
Total Biaya Surat-Surat	15.767.759.100,91	12.960.283.133,88	2.807.475.967,03	17,81%
Total Biaya Lain-Lain	12.129.045.462,24	10.536.815.556,00	1.592.229.906,24	13,13%
Total Biaya Administrasi dan Umum	242.143.870.072,14	210.567.158.563,82	31.576.711.508,32	13,04%
Laba Usaha	100.776.365.248,47	82.045.426.426,99	18.730.938.821,48	18,59%
PENDAPATAN LAIN-LAIN				
Pendapatan Bunga Bank	2.495.117.923,66	2.388.344.859,36	106.773.064,30	4,28%
Pendapatan Bunga Deposito	2.703.044.417,30	2.294.684.276,64	408.360.140,66	15,11%
Total Pendapatan Lain-Lain	5.198.162.340,96	4.683.029.136,00	515.133.204,96	9,91%
BIAYA LAIN-LAIN				
Biaya Bunga	2.035.946.916,88	2.029.312.625,60	6.634.291,28	0,33%
Biaya Administrasi Bank	2.295.855.033,92	1.873.211.654,40	422.643.379,52	18,41%
Total Biaya Lain-Lain	4.331.801.950,80	3.902.524.280,00	429.277.670,80	9,91%
Laba Sebelum Pajak	101.642.725.638,63	82.825.931.282,99	18.816.794.355,64	18,51%
Pajak Penghasilan	22.361.399.640,50	18.221.704.882,26	4.139.694.758,24	18,51%
Laba Neto	79.281.325.998,13	64.604.226.400,73	14.677.099.597,40	18,51%

Laporan Laba Rugi
Berdasarkan Nilai Beban Penyusutan Aset Tetap Ketentuan Peraturan Perpajakan

Periode s/d Desember Tahun 2021 dan 2022

	S/D DESEMBER 2022	S/D DESEMBER 2021	GROWTH	% GROWTH
PENDAPATAN				
Penjualan:				
Medium Density Fibreboard (MDF)	179.336.600.763,12	173.272.078.032,00	6.064.522.731,12	3,38%
Melamine Face MDF (MFM)	169.373.456.276,28	155.944.870.228,80	13.428.586.047,48	7,93%
High Moist Resistance MDF (HMR)	229.152.323.197,32	199.262.889.736,80	29.889.433.460,52	13,04%
Fire Retardant MDF (FRM)	199.262.889.736,80	164.608.474.130,40	34.654.415.606,40	17,39%
Compact Density Fibreboard (CDF)	219.189.178.710,48	173.272.078.032,00	45.917.100.678,48	20,95%
Total Penjualan	996.314.448.684,00	866.360.390.160,00	129.954.058.524,00	13,04%
Retur Penjualan :				
Medium Density Fibreboard (MDF)	8.966.830.038,16	10.396.324.681,92	(1.429.494.643,76)	-15,94%
High Moist Resistance MDF (HMR)	8.468.672.813,81	9.356.692.213,73	(888.019.399,91)	-10,49%
Melamine Face MDF (MFM)	11.457.616.159,87	11.955.773.384,21	(498.157.224,34)	-4,35%
Fire Retardant MDF (FRM)	9.963.144.486,84	9.876.508.447,82	86.636.039,02	0,87%
Compact Density Fibreboard (CDF)	10.959.458.935,52	10.396.324.681,92	563.134.253,60	5,14%
Total Retur Penjualan	49.815.722.434,20	51.981.623.409,60	(2.165.900.975,40)	-4,35%
Potongan Penjualan :				
Medium Density Fibreboard (MDF)	12.553.562.053,42	13.861.766.242,56	(1.308.204.189,14)	-10,42%
High Moist Resistance MDF (HMR)	11.856.141.939,34	12.475.589.618,30	(619.447.678,96)	-5,22%
Melamine Face MDF (MFM)	16.040.662.623,81	15.941.031.178,94	99.631.444,87	0,62%
Fire Retardant MDF (FRM)	13.948.402.281,58	13.168.677.930,43	779.724.351,14	5,59%
Compact Density Fibreboard (CDF)	15.343.242.509,73	13.861.766.242,56	1.481.476.267,17	9,66%
Total Potongan Penjualan	69.742.011.407,88	69.308.831.212,80	433.180.195,08	0,62%
Penjualan Neto	876.756.714.841,92	745.069.935.537,60	131.686.779.304,32	15,02%
Harga Pokok Penjualan:				
Biaya Pemakaian Bahan:				
Biaya Pemakaian Bahan MDF	47.344.862.601,46	42.754.885.254,40	4.589.977.347,07	9,69%
Biaya Pemakaian Bahan MFM	42.084.322.312,41	34.203.908.203,52	7.880.414.108,90	18,73%
Biaya Pemakaian Bahan HRM	63.126.483.468,62	49.168.118.042,56	13.958.365.426,06	22,11%
Biaya Pemakaian Bahan FRM	49.975.132.745,99	40.617.140.991,68	9.357.991.754,31	18,73%
Biaya Pemakaian Bahan CDF	60.496.213.324,09	47.030.373.779,84	13.465.839.544,26	22,26%
Total Biaya Pemakaian Bahan	263.027.014.452,58	213.774.426.271,98	49.252.588.180,60	18,73%
Tenaga Kerja Langsung	153.432.425.097,34	113.709.801.208,50	39.722.623.888,84	25,89%
Biaya Overhead Pabrik (BOP):				
Biaya BBM Kendaraan Operasional	29.152.160.768,49	21.650.346.150,10	7.501.814.618,40	25,73%
Biaya Perbaikan dan Pemeliharaan Peralatan Berat	14.080.000,38	6.600.000,00	7.480.000,38	53,13%
Biaya Penyusutan Peralatan Berat	55.000.000,00	55.000.000,00	0,00	0,00%
Biaya Perbaikan dan Pemeliharaan Mesin	6.035.762.163,53	5.926.735.055,66	109.027.107,87	1,81%
Biaya Penyusutan Mesin	46.428.939.719,43	45.979.325.489,99	449.614.229,44	0,97%
Biaya Perbaikan dan Pemeliharaan Peralatan Pabrik	470.570.136,92	270.362.589,31	200.207.547,60	42,55%
Biaya Penyusutan Peralatan Pabrik	9.907.988.086,40	6.287.502.077,02	3.620.486.009,38	36,54%
Biaya Intensif Operator	20.958.869.268,30	16.148.611.128,43	4.810.258.139,87	22,95%
Total Biaya Overhead Pabrik (BOP)	113.023.370.143,45	96.324.482.490,51	16.698.887.652,94	14,77%
Total Biaya Produksi	529.482.809.693,36	423.808.709.970,99	105.674.099.722,37	19,96%
Persediaan Barang Jadi (Awal):				
Medium Density Fibreboard (MDF)	7.970.515.589,47	7.017.519.160,30	952.996.429,18	11,96%
Melamine Face MDF (MFM)	9.963.144.486,84	9.356.692.213,73	606.452.273,11	6,09%
High Moist Resistance MDF (HMR)	5.977.886.692,10	6.237.794.809,15	(259.908.117,05)	-4,35%
Fire Retardant MDF (FRM)	8.767.567.148,42	8.576.967.862,58	190.599.285,84	2,17%
Compact Density Fibreboard (CDF)	7.173.464.030,52	7.797.243.511,44	(623.779.480,92)	-8,70%
Total Persediaan Barang Jadi (Awal)	39.852.577.947,36	38.986.217.557,20	866.360.390,16	2,17%
Persediaan Barang Jadi (Akhir):				
Medium Density Fibreboard (MDF)	15.243.611.064,87	13.341.950.008,46	1.901.661.056,40	12,48%
Melamine Face MDF (MFM)	13.450.245.057,23	9.703.236.369,79	3.747.008.687,44	27,86%
High Moist Resistance MDF (HMR)	22.417.075.095,39	14.554.854.554,69	7.862.220.540,70	35,07%
Fire Retardant MDF (FRM)	17.933.660.076,31	10.916.140.916,02	7.017.519.160,30	39,13%
Compact Density Fibreboard (CDF)	20.623.709.087,76	12.129.045.462,24	8.494.663.625,52	41,19%
Total Persediaan Barang Jadi (Akhir)	89.668.300.381,56	60.645.227.311,20	29.023.073.070,36	32,37%
Harga Pokok Penjualan	479.667.087.259,16	402.149.700.216,99	77.517.387.042,17	16,16%
Laba Bruto	397.089.627.582,76	342.920.235.320,61	54.169.392.262,15	13,64%

	S/D DESEMBER 2022	S/D DESEMBER 2021	GROWTH	% GROWTH
BIAYA ADMINISTRASI DAN UMUM				
Biaya Karyawan :				
Gaji Karyawan	38.427.848.285,74	34.971.676.781,28	3.456.171.504,47	8,99%
Tunjangan Kesehatan	7.786.695.573,69	6.028.135.594,73	1.758.559.978,96	22,58%
Tunjangan Jabatan	6.674.310.491,73	5.094.199.094,14	1.580.111.397,59	23,67%
Tunjangan Transport	3.539.407.078,95	2.547.099.547,07	992.307.531,88	28,04%
THR	9.303.584.321,81	7.896.008.595,92	1.407.575.725,89	15,13%
Bonus	11.022.724.903,02	9.339.365.005,92	1.683.359.897,09	15,27%
Insentif	8.696.828.822,56	7.216.782.050,03	1.480.046.772,53	17,02%
Pesangon dan Kompensasi	2.932.651.579,70	1.952.776.319,42	979.875.260,28	33,41%
Jamsostek JHT	5.764.177.242,86	4.245.165.911,78	1.519.011.331,08	26,35%
Jamsostek JKK + JKM	6.977.688.241,36	5.612.109.335,38	1.365.578.905,98	19,57%
Total Biaya Karyawan	101.125.916.541,43	84.903.318.235,68	16.222.598.305,75	16,04%
Biaya Listrik dan PAM :				
Listrik	17.480.337.002,16	15.500.920.100,74	1.979.416.901,42	11,32%
PAM	14.302.093.910,86	10.333.946.733,83	3.968.147.177,03	27,75%
Total Biaya Listrik dan PAM	31.782.430.913,02	25.834.866.834,57	5.947.564.078,45	18,71%
Biaya Telekomunikasi :				
Telepon dan FAX	4.507.326.565,85	4.002.585.002,54	504.741.563,31	11,20%
Handphone	4.160.609.137,70	3.274.842.274,80	885.766.862,90	21,29%
Total Biaya Telekomunikasi	8.667.935.703,55	7.277.427.277,34	1.390.508.426,21	16,04%
Biaya Perbaikan dan Pemeliharaan :				
Perbaikan dan Pemeliharaan Bangunan dan Prasarana	5.460.799.493,24	4.414.972.548,26	1.045.826.944,98	19,15%
Perbaikan dan Pemeliharaan Peralatan Rumah Tangga	5.258.547.660,15	4.584.779.184,73	673.768.475,43	12,81%
Perbaikan dan Pemeliharaan Peralatan Kantor	4.854.043.993,99	4.245.165.911,78	608.878.082,20	12,54%
Perbaikan dan Pemeliharaan Kendaraan	4.651.792.160,91	3.735.746.002,37	916.046.158,54	19,69%
Total Biaya Perbaikan dan Pemeliharaan	20.225.183.308,29	16.980.663.647,14	3.244.519.661,15	16,04%
Biaya Jamuan, Sumbangan dan Donasi :				
Konsumsi Kantor	3.062.670.615,25	2.522.841.456,15	539.829.159,11	17,63%
Sumbangan	809.007.332,33	727.742.727,73	81.264.604,60	10,04%
Representasi	866.793.570,36	776.258.909,58	90.534.660,77	10,44%
Komisi	1.040.152.284,43	824.775.091,43	215.377.192,99	20,71%
Total Biaya Jamuan, Sumbangan dan Donasi	5.778.623.802,37	4.851.618.184,90	927.005.617,47	16,04%
Biaya BBM, Retribusi dan Transportasi :				
Bensin, Parkir dan Tol	10.112.591.654,14	8.490.331.823,57	1.622.259.830,57	16,04%
Total Biaya BBM, Retribusi dan Transportasi	10.112.591.654,14	8.490.331.823,57	1.622.259.830,57	16,04%
Biaya Ekspedisi, Pos dan Materai :				
Pengiriman Dokumen	3.004.884.377,23	2.910.970.910,94	93.913.466,29	3,13%
Meterai	2.195.877.044,90	1.746.582.546,56	449.294.498,34	20,46%
Pengiriman Barang	6.356.486.182,60	5.045.682.912,29	1.310.803.270,31	20,62%
Total Biaya Ekspedisi, Pos dan Materai	11.557.247.604,73	9.703.236.369,79	1.854.011.234,94	16,04%
Biaya Perjalanan Dinas :				
Perjalanan Dinas	7.223.279.752,96	6.064.522.731,12	1.158.757.021,84	16,04%
Total Biaya Perjalanan Dinas	7.223.279.752,96	6.064.522.731,12	1.158.757.021,84	16,04%
Biaya Cetak, Fotocopy dan ATK :				
Cetakan	2.403.907.501,78	1.848.466.528,45	555.440.973,34	23,11%
Fotocopy	2.103.419.064,06	1.602.004.324,65	501.414.739,41	23,84%
ATK	3.756.105.471,54	3.204.008.649,31	552.096.822,23	14,70%
Perlengkapan Kantor	6.760.989.848,77	5.668.630.687,23	1.092.359.161,54	16,16%
Total Biaya Cetak, Fotocopy dan ATK	15.024.421.886,15	12.323.110.189,64	2.701.311.696,52	17,98%
Biaya Honorarium Tenaga Ahli:				
Konsultan	1.791.373.378,73	1.479.743.546,39	311.629.832,34	17,40%
Auditor	1.097.938.522,45	946.065.546,05	151.872.976,40	13,83%
Total Biaya Honorarium Tenaga Ahli	2.889.311.901,18	2.425.809.092,45	463.502.808,74	16,04%
Biaya Keamanan dan Kebersihan :				
Keamanan	7.512.210.943,08	6.804.394.504,32	707.816.438,76	9,42%
Kebersihan	6.934.348.562,84	6.537.555.504,15	396.793.058,69	5,72%
Total Biaya Keamanan dan Kebersihan	14.446.559.505,92	13.341.950.008,46	1.104.609.497,45	7,65%
Biaya Rumah Tangga :				
Biaya Rumah Tangga Kantor	15.024.421.886,15	12.614.207.280,73	2.410.214.605,43	16,04%
Total Biaya Rumah Tangga	15.024.421.886,15	12.614.207.280,73	2.410.214.605,43	16,04%

	S/D DESEMBER 2022	S/D DESEMBER 2021	GROWTH	% GROWTH
Biaya Penyusutan Aset Tetap :				
Penyusutan Bangunan dan Prasarana	9.986.156.824,89	8.631.369.079,80	1.354.787.745,09	13,57%
Penyusutan Peralatan Rumah Tangga	12.439.497,50	11.897.830,83	541.666,67	4,35%
Penyusutan Peralatan Kantor	541.238.609,43	474.874.964,64	66.363.644,79	12,26%
Penyusutan Kendaraan	623.550.500,00	317.861.958,33	305.688.541,67	49,02%
Total Biaya Penyusutan Aset Tetap	11.163.385.431,82	9.436.003.833,61	1.727.381.598,21	15,47%
Biaya Surat-Surat :				
STNK, KIR, dan Pajak Kendaraan	4.244.399.182,84	4.730.327.730,27	(485.928.547,43)	-11,45%
Perizinan	5.060.629.794,92	5.045.682.912,29	14.946.882,63	0,30%
PBB	7.019.583.263,93	5.991.748.458,35	1.027.834.805,58	14,64%
Total Biaya Surat-Surat	16.324.612.241,69	15.767.759.100,91	556.853.140,78	3,41%
Total Biaya Lain-Lain	14.446.559.505,92	12.129.045.462,24	2.317.514.043,68	16,04%
Total Biaya Administrasi dan Umum	285.792.481.639,32	242.143.870.072,14	43.648.611.567,18	15,27%
Laba Usaha	111.297.145.943,44	100.776.365.248,47	10.520.780.694,97	9,45%
PENDAPATAN LAIN-LAIN				
Pendapatan Bunga Bank	3.138.390.513,35	2.495.117.923,66	643.272.589,69	20,50%
Pendapatan Bunga Deposito	3.835.810.627,43	2.703.044.417,30	1.132.766.210,13	29,53%
Total Pendapatan Lain-Lain	6.974.201.140,79	5.198.162.340,96	1.776.038.799,83	25,47%
BIAYA LAIN-LAIN				
Biaya Bunga	2.809.606.745,29	2.035.946.916,88	773.659.828,41	27,54%
Biaya Administrasi Bank	3.168.279.946,82	2.295.855.033,92	872.424.912,89	27,54%
Total Biaya Lain-Lain	5.977.886.692,10	4.331.801.950,80	1.646.084.741,30	27,54%
Laba Sebelum Pajak	112.293.460.392,12	101.642.725.638,63	10.650.734.753,50	9,48%
Pajak Penghasilan	24.704.561.286,27	22.361.399.640,50	2.343.161.645,77	9,48%
Laba Neto	87.588.899.105,86	79.281.325.998,13	8.307.573.107,73	9,48%