

L

A

M

P

I

R

A

N

KEMENTERIAN PENDIDIKAN, KEBUDAYAAN, RISET DAN TEKNOLOGI
POLITEKNIK NEGERI SRIWIJAYA
JURUSAN AKUNTANSI



Jalan Srijaya Negara, Palembang 30139

Telp (0711)353414 Fax (0711)355918 Website: www.polsri.ac.id Email: info@polsri.ac.id

KESEPAKATAN BIMBINGAN SKRIPSI

Kami yang bertanda tangan di bawah ini,

Pihak Pertama

Nama : Aulia Rachmadini
NIM : 061940512459
Jurusan : Akuntansi
Program Studi : DIV Akuntansi Sektor Publik

Pihak Kedua

Nama : Bainil Yuliana, S.E., M.Si.
NIP : 196107011989032001
Jurusan : Akuntansi
Program Studi : DIV Akuntansi Sektor Publik

Pada hari ini Rabu tanggal 19 Maret telah sepakat untuk melakukan konsultasi bimbingan Skripsi. Konsultasi bimbingan sekurang-kurangnya 1x dalam satu minggu. Pelaksanaan bimbingan pada setiap hari Jumat pukul 11.00 - 12.00 tempat di Politeknik Negeri Sriwijaya.
Demikianlah kesepakatan ini dibuat dengan penuh kesadaran guna kelancaran penyelesaian Skripsi.

Pihak Pertama

Aulia Rachmadini
NIM 061940512459

Palembang,
Pihak Kedua

Bainil Yuliana, S.E., M.Si.
NIP 196107011989032001

Mengetahui,
Ketua Jurusan Akuntansi

Dr. Evada Dewata, S.E., M.Si., Ak., CA
NIP 197806222003122001

KEMENTERIAN PENDIDIKAN, KEBUDAYAAN, RISET DAN TEKNOLOGI



POLITEKNIK NEGERI SRIWIJAYA
JURUSAN AKUNTANSI



Jalan Srijaya Negara, Palembang 30139

Telp (0711)353414 Fax (0711)355918 Website: www.polsri.ac.id Email: Info@polsri.ac.id

KESEPAKATAN BIMBINGAN SKRIPSI

Kami yang bertanda tangan di bawah ini,

Pihak Pertama

Nama : Aulia Rachmadini
NIM : 061940512459
Jurusan : Akuntansi
Program Studi : DIV Akuntansi Sektor Publik


Pihak Kedua


Nama : Anggeraini Oktarida, S.E., M.Si., Ak., CA
NIP : 197610212001122001
Jurusan : Akuntansi
Program Studi : DIV Akuntansi Sektor Publik

Pada hari ini Rawu tanggal 19 maret telah sepakat untuk melakukan konsultasi bimbingan Skripsi. Konsultasi bimbingan sekurang-kurangnya 1x dalam satu minggu. Pelaksanaan bimbingan pada setiap hari Jumat pukul 11:00-12:00 tempat di Politeknik Negeri Sriwijaya.
Demikianlah kesepakatan ini dibuat dengan penuh kesadaran guna kelancaran penyelesaian Skripsi.


Pihak Pertama

Palembang,
Pihak Kedua


Aulia Rachmadini
NIM 061940512459


Anggeraini Oktarida, S.E., M.Si., Ak., CA
NIP 197610212001122001

Mengetahui,
Ketua Jurusan Akuntansi


Dr. Evada Dewata, S.E., M.Si., Ak., CA
NIP 197806222003122001



KEMENTERIAN PENDIDIKAN, KEBUDAYAAN, RISET, DAN TEKNOLOGI
POLITEKNIK NEGERI SRIWIJAYA

Jalan Srijaya Negara, Palembang 30139
Telp. 0711-353414 fax. 0711-355918
Website : www.polsri.ac.id E-mail : akuntansi@polsri.ac.id



LEMBAR BIMBINGAN SKRIPSI

Nama : Aulia rachmadini
NIM : :061940512459
Jurusan : Akuntansi
Program Studi : DIV Akuntansi Sektor Publik
Judul Skripsi : Pengaruh Kontribusi Pajak Bumi Dan Bangunan, BPHTB, Pajak
Penerangan Jalan Terhadap Pendapatan Asli Daerah Di Provinsi
Sumatera Selatan
Pembimbing I / II *) : Bainil Yulina, S.E., M.Si

No.	Tanggal	Uraian Bimbingan	Tanda Tangan Pembimbing
1	28/3 ²⁰²³	Pengajuan Judul	
2	6/4 ²⁰²³	ACC Judul	
3	9/4 ²⁰²³	lanjut ke proposal	
4	10/5 ²⁰²³	Perbaiki proposal	
5	12/5 ²⁰²³	Perbaiki proposal	
6	14/5 ²⁰²³	ACC proposal	
7	2/8 ²⁰²³	Revisi bab 4.8.5	
8	3/8 ²⁰²³	ACC bab 4.8.5	

Palembang,
Ketua Jurusan Akuntansi

2023

Dr. Evada Dewata, S.E., M.Si., Ak., CA., CMA
NIP 197806222003122001

Catatan:

*) melingkari angka yang sesuai.

Ketua Jurusan/ Program Studi harus memeriksa jumlah pelaksanaan bimbingan sesuai yang dipersyaratkan dalam Pedoman Skripsi sebelum menandatangani lembar bimbingan ini. Lembar pembimbingan Skripsi ini harus dilampirkan dalam Skripsi.

Permintaan Informasi

LHP 17 kabupaten Sumatera selatan 5 tahun dari 2017-2021

← BALASAN

Sdr. Aulia Rachmadini,

Berikut kami kirimkan LHP sebagaimana yang Saudara minta, untuk dapat dipergunakan dengan penuh tanggung jawab.

Saudara diberikan akses untuk mengunduh LHP tersebut selama 15 hari saja, terhitung mulai hari ini.

Demikian kami sampaikan, atas perhatiannya kami ucapkan terima kasih.

Pusat Informasi dan Komunikasi (PIK)
Biro Humas dan Kerja Sama Internasional,
Badan Pemeriksa Keuangan
Telp. +62 21 25549000 ext. 3912
E-mail eppid@bpk.go.id

📄 DOKUMEN DIMINTA



A.2.105 LKPD Kab Banyuasin 2017.pdf

⚠ hanya bisa diakses hingga 07/Aug/2023 20:27:57

Lampiran 6

Tabulasi Data Sebelum LN

No.	Kota/Kabupaten	Tahun	Realisasi Penerimaan PBB	Realisasi Kontribusi BPHTB	Realisasi Penerimaan PPJ	Realisasi Penerimaan PAD
1	Kab. Banyuasin	2021	29,034,699,942.00	42,956,339,226.00	42,935,498,507.06	228,458,786,718.56
		2020	24,881,985,646.00	40,742,785,443.00	40,295,094,610.00	228,458,786,718.56
		2019	15,173,063,862.00	49,809,352,694.00	39,411,218,614.65	200,616,348,310.39
		2018	12,342,424,745.00	29,283,851,337.00	25,390,406,888.11	140,602,072,489.75
		2017	12,038,387,903.00	31,561,875,504.00	21,122,089,832.49	125,984,368,887.92
2	Kab. Empat Lawang	2021	29,034,699,942.00	42,956,339,226.00	42,935,498,507.06	228,458,786,718.56
		2020	779,015,828.00	153,557,413.00	4,225,541,645.00	33,740,140,713.07
		2019	1,005,033,680.00	178,333,553.00	4,858,809,627.00	41,672,141,481.16
		2018	842,945,879.00	185,286,760.00	4,665,230,833.00	32,217,492,488.71
		2017	862,412,961.00	85,353,953.00	4,278,284,432.00	68,806,714,653.58
3	Kab. Lahat	2021	4,263,023,101.00	270,282,200.00	17,279,838,881.49	155,359,493,986.22
		2020	4,805,380,449.00	6,274,916,403.00	16,824,928,677.15	127,992,430,922.65
		2019	3,447,146,998.00	7,080,334,324.00	17,424,212,154.68	141,161,144,249.35
		2018	2,849,824,797.00	4,528,389,469.50	17,379,051,792.00	112,571,296,475.37
		2017	2,838,969,733.00	4,447,130,509.00	16,203,249,453.00	164,495,177,551.81
4	Muaraenim	2021	9,821,091,701.00	8,961,934,828.00	36,126,252,616.00	240,472,782,977.73
		2020	8,928,375,152.00	11,182,388,392.00	33,983,293,261.00	248,525,026,749.97
		2019	9,148,233,956.00	65,833,888,052.56	33,761,498,717.00	303,296,321,151.66
		2018	9,346,051,075.00	4,756,830,416.62	32,390,419,189.00	232,468,708,584.45
		2017	9,056,378,146.00	8,752,208,771.53	29,389,069,025.00	226,929,233,264.54
5	Musi Banyuasin	2021	19,369,111,297.00	7,631,358,557.10	33,264,005,993.50	377,346,398,574.74
		2020	19,369,111,297.00	7,631,358,557.10	33,264,005,993.50	377,346,398,574.74
		2019	11,986,108,599.00	16,840,704,601.00	22,510,781,906.00	286,594,847,515.54
		2018	10,663,975,511.00	36,923,688,674.00	19,495,137,476.00	210,238,037,283.96
		2017	10,818,394,305.00	17,321,222,160.00	16,088,526,601.00	209,410,035,753.13
6	Musi Rawas	2021	10,818,394,305.00	17,321,222,160.00	16,088,526,601.00	209,410,035,753.13
		2020	4,304,902,992.00	60,919,187,153.00	11,799,466,363.00	169,757,910,843.75
		2019	5,952,057,161.00	8,548,495,914.00	12,664,046,046.00	,563,715,132.68
		2018	5,407,976,326.00	311,894,994.97	12,794,923,714.00	106,289,385,325.54
		2017	4,166,920,344.00	5,204,881,575.00	10,418,591,303.00	151,594,082,635.49
7	Musi Rawas Utara	2021	771,739,469.00	172,799,311.00	4,097,783,243.00	47,954,877,679.83
		2020	416,827,711.00	15,568,477,402.00	4,291,366,418.00	47,922,442,521.93
		2019	943,104,084.00	103,229,138.00	3,000,931,849.00	37,574,950,356.98
		2018	937,492,660.00	89,301,665.00	3,105,571,903.00	30,141,830,709.51
		2017	798,606,441.00	555,210,395.00	2,340,634,122.00	57,580,992,080.77

8	Ogan Ilir	2021	7,425,709,496.00	7,127,973,233.00	18,212,387,210.00	108,964,768,080.61
		2020	14,709,748,194.00	12,687,761,675.00	17,027,636,930.00	87,850,356,384.19
		2019	3,179,465,780.00	4,885,678,669.00	17,600,649,551.00	86,150,568,157.79
		2018	2,985,782,993.00	2,855,648,100.00	8,487,820,673.00	55,362,963,113.45
		2017	1,618,711,355.00	2,336,574,400.00	7,633,987,920.00	95,711,837,735.90
9	Ogan Komering Ilir	2021	17,804,295,848.00	17,893,764,065.00	23,902,936,799.00	156,736,616,098.20
		2020	19,143,255,809.00	9,607,634,125.00	22,935,110,097.00	168,781,771,319.94
		2019	3,087,024,444.00	7,645,094,533.00	24,496,502,110.00	195,401,652,977.59
		2018	2,839,018,722.00	3,204,817,775.00	23,374,836,157.00	235,946,143,259.17
		2017	1,618,711,355.00	2,336,574,400.00	7,633,987,920.00	95,711,837,735.90
10	Ogan Komering Ulu	2021	4,736,222,833.00	853,868,026.00	20,603,439,683.00	125,316,766,045.53
		2020	1,591,528,614.00	3,438,251,141.00	22,960,996,372.00	115,934,531,245.46
		2019	3,212,096,425.70	1,338,379,073.00	20,799,198,882.00	145,563,548,512.85
		2018	2,616,759,281.00	1,425,266,263.00	18,681,617,876.00	156,622,053,791.34
		2017	3,502,157,844.22	1,650,040,881.00	15,888,087,305.00	172,013,164,446.13
11	Ogan Komering Ulu Selatan	2021	2,871,786,782.00	6,322,895,764.00	23,051,182,324.00	102,683,436,656.43
		2020	1,924,232,890.00	507,567,196.00	5,864,424,598.00	46,947,369,117.43
		2019	2,007,724,532.00	717,787,442.00	5,708,042,013.00	57,669,139,990.39
		2018	1,583,253,023.00	307,117,048.00	3,609,621,530.00	42,993,134,751.66
		2017	3,430,335,739.00	2,707,620,480.50	18,012,863,372.00	77,706,784,295.93
12	Lubuk Linggau	2021	3,693,401,627.00	4,969,130,205.00	13,825,227,656.00	128,297,636,758.39
		2020	3,173,753,355.00	6,602,836,054.00	13,696,629,669.00	86,319,561,348.87
		2019	3,255,386,008.00	5,598,379,992.00	13,943,890,134.00	100,950,256,993.95
		2018	2,891,097,408.00	6,019,722,772.00	13,332,522,438.00	105,606,815,786.70
		2017	2,837,933,663.00	5,014,003,091.00	11,790,565,824.00	115,521,939,795.78
13	Pagaram	2021	1,000,911,053.00	905,089,286.00	4,466,094,446.00	56,889,989,371.68
		2020	1,086,380,344.00	12,769,424,060.00	4,316,203,810.00	88,125,835,783.96
		2019	1,025,125,698.00	649,473,310.00	4,557,966,825.00	60,064,187,982.36
		2018	1,062,908,908.00	822,946,274.00	4,601,860,824.00	73,600,344,354.05
		2017	1,075,840,762.00	468,187,810.00	3,912,248,819.00	65,538,892,445.17
14	Empat Lawang	2021	856,154,706.00	265,022,599.00	4,323,834,427.00	27,846,959,236.30
		2020	779,015,828.00	153,557,413.00	4,225,541,645.00	33,740,140,713.07
		2019	1,005,033,680.00	178,333,553.00	4,858,809,627.00	41,672,141,481.16
		2018	842,945,879.00	185,286,760.00	4,665,230,833.00	32,217,492,488.71
		2017	862,412,961.00	85,353,953.00	4,278,284,432.00	68,806,714,653.58
15	Penukang Abab Lematang ilir2021	2021	1,117,208,934.00	520,726,605.00	6,691,758,291.00	67,909,514,128.65
		2020	1,342,718,487.00	583,561,050.00	6,582,896,582.00	49,466,198,650.20
		2019	980,717,544.88	813,003,033.00	6,973,530,489.00	84,794,229,883.15
		2018	770,648,255.00	966,548,507.00	6,930,005,560.00	74,392,980,925.08
		2017	979,778,439.00	663,237,935.00	5,564,671,355.00	56,934,787,815.97

16	Prabumulih	2021	3,976,168,350.00	5,690,031,221.00	16,654,871,497.00	80,782,256,531.97
		2020	1,342,718,487.00	583,561,050.00	6,582,896,582.00	49,466,198,650.20
		2019	3,362,746,320.00	5,326,087,780.00	14,325,134,520.00	100,975,564,957.57
		2018	3,336,217,931.00	4,904,890,867.00	13,731,578,288.00	90,910,521,066.19
		2017	3,242,669,168.00	4,594,244,502.00	12,487,578,209.00	119,192,660,726.34
17	Palembang	2021	241,729,019,589.00	177,074,309,505.00	193,056,093,174.00	1,158,871,191,669.00
		2020	229,251,907,196.00	205,265,349,382.00	167,846,758,358.00	1,032,720,867,839.99
		2019	228,823,296,672.00	126,917,165,831.00	179,591,451,103.00	1,081,114,690,868.43
		2018	162,247,223,518.00	138,497,131,442.00	173,976,565,617.00	953,302,082,627.74
		2017	166,521,800,165.00	146,996,045,395.00	160,594,512,360.00	1,091,704,605,854.90

Lampiran 7

Tabulasi Data Setelah LN

X1 Kontribusi PBB	X2 Kontribusi BPHTB	X3 Kontribusi PPJ	Y Kontribusi PAD
24.0917575	24.48345007	24.48296479	26.15462167
24.0917575	24.43054462	24.41949558	26.15462167
23.72761408	24.63146861	24.39731635	26.02466021
23.45388769	24.10030205	23.95763726	25.66919956
23.21136637	24.17521576	23.77358524	25.55942368
24.0917575	24.48345007	24.48296479	26.15462167
23.60191124	23.45475527	24.46699838	25.61916451
23.61643018	23.60433643	24.60664441	25.67678136
23.52234183	23.42145879	24.56598824	25.60771407
23.64772387	23.642948	24.58993251	25.8520202
23.38093623	23.26509001	23.57280628	25.76900758
23.36270741	23.51289089	23.54612747	25.57523697
23.46069016	23.5611936	23.58112658	25.67316794
23.4212539	23.46593576	23.45627215	25.4468526
23.54696166	23.58244103	23.50847764	25.82614709
23.71001245	23.66569938	24.31028566	26.20587275
23.76437174	23.13760591	24.30632059	26.23880939
23.90747709	24.91040056	24.40616491	26.43797612
23.63268019	24.74426576	24.20112851	26.17202147
23.36634209	24.43077588	24.10388864	26.14790406
23.68694543	24.58675717	24.22774175	26.65642943
23.68694543	24.58675717	24.22774175	26.65642943
23.2070142	23.54706469	23.83726023	26.38133537
23.09013712	24.33211915	23.69343091	26.07150624
23.00752343	23.5751983	23.50137222	26.06756006
23.00752343	23.5751983	23.50137222	26.06756006
22.8401119	24.83281402	23.19132014	25.85763921
22.79669649	24.60582905	23.2620328	25.57969046
22.58080935	24.22337146	23.27231434	25.38943126
22.82335773	24.53447092	23.06685767	25.74447228
23.59781274	23.57281161	24.43629708	26.89611145
23.44247205	23.46851403	24.48245612	26.89543485
23.39264734	23.0576319	24.12477379	26.65218854
23.31664764	25.21528597	24.15904882	26.43176486

23.6128631	24.74002788	23.87627281	27.07904344
23.24303351	23.56397883	23.62536782	25.41429044
23.41177625	23.26390372	23.55810356	25.95891151
23.34754724	23.42366542	23.59120164	25.94982169
23.2772188	23.27704909	23.64037801	25.76902991
23.5074813	23.23583422	23.59309401	25.9999092
23.48354763	23.60771811	23.89726717	25.77783263
23.56487069	23.69918482	23.85593477	25.85187242
23.67227459	23.59372365	23.92179617	25.99832304
23.76009297	23.30384758	23.8749259	26.18686941
23.5074813	23.23583422	23.59309401	25.9999092
23.41357444	23.64312521	23.74872387	25.5541105
23.3562538	23.32137104	23.8570628	25.47629148
23.44535677	23.15145919	23.75818031	25.70387859
23.53367762	23.15909308	23.65080588	25.77710144
23.58559002	23.17857553	23.48883544	25.87083685
23.1094369	23.51583461	23.8609829	25.35491666
23.35689653	23.43634815	23.48734499	25.71334033
23.36287477	23.56688802	23.47743865	25.78376462
23.25563264	23.29367492	23.33404284	25.68606246
23.45960126	23.26546769	23.61435197	25.90340075
23.34017992	23.42925593	23.34976085	25.57761869
23.5066556	23.53283936	23.34041563	25.95072911
23.05106887	23.4704329	23.35830727	25.33789373
23.19905584	23.49708647	23.31347218	25.38298875
23.27567019	23.43224914	23.19056554	25.4727263
23.36238824	23.67037981	23.39507343	25.77881069
23.43705821	23.2703194	23.38465787	25.96037692
23.36411625	23.52630696	23.40140423	25.79884075
23.4355012	23.62630495	23.40441481	25.88002162
23.34491594	23.40987979	23.3560355	25.832472
23.17095052	23.26094092	23.38519073	25.57409975
23.34722101	23.1687015	23.37830489	25.61916451
23.3659122	23.18995213	23.42185877	25.67678136
23.32071655	23.19583567	23.40874528	25.60771407
23.64772387	23.642948	23.38200565	25.8520202
23.6231527	23.44503918	23.53818092	25.84669106
23.32054721	23.48552707	23.53163767	25.73033611
23.70931011	23.62083553	23.55492094	25.94250877
23.59719666	23.70213091	23.55235336	25.8845771
23.48313554	23.5346172	23.46826953	25.77909619

23.55507634	23.47629139	23.53596859	25.92055914
23.32054721	23.48552707	23.53163767	25.73033611
23.31573655	23.4528223	23.38528149	25.33814439
23.45348305	23.42495524	23.342964	25.97507068
23.30670997	23.40389308	23.24800024	25.50400702
23.22247817	23.59725022	23.68366153	25.47588244
23.11433703	23.74498427	23.54373215	25.36063296
23.19831823	23.26421538	23.6113653	25.40642865
23.50980199	23.35153036	23.57960135	25.99795734
23.26109537	23.41108643	23.49956338	25.41617636

Lampiran 8

Hasil Output SPSS Versi 26

1. Uji Statistik Deskriptif

Descriptive Statistics

	N	Minimu m	Maximum	Mean	Std. Deviation
X1Kontribusi PBB	85	22.58	24.09	23.4178	.26495
X2Kontribusi BPHTB	85	23.06	25.22	23.6779	.49761
X3Kontribusi PPJ	85	23.07	24.61	23.7189	.39782
YKontribusi PAD	85	25.34	27.08	25.8675	.36955
Valid N (listwise)	85				

Sumber : Output SPSS Versi 26

2. Uji Normalitas dengan *One Sample Kolmogorov Smirnov*

One-Sample Kolmogorov-Smirnov Test

	Unstandardized Residual	
N	85	
Normal Parameters ^{a,b}	Mean	.0000000
	Std. Deviation	.29516602
Most Extreme Differences	Absolute	.095
	Positive	.095
	Negative	-.062
Test Statistic	.095	
Asymp. Sig. (2-tailed)	.056 ^c	

a. Test distribution is Normal.

b. Calculated from data.

c. Lilliefors Significance Correction.

Sumber : Output SPSS Versi 26

3. Uji Multikolonieritas

Coefficients^a

Model		Unstandardized Coefficients		Standardized Coefficient	t	Sig.	Collinearity Statistics	
		B	Std. Error	Beta			Tolerance	VIF
1	(Constant)	6.557	3.215		2.039	.045		
	X1Kontribusi PBB	.376	.163	.269	2.308	.024	.578	1.729
	X2Kontribusi BPHTB	.192	.071	.259	2.710	.008	.861	1.161
	X3Kontribusi PPJ	.251	.114	.270	2.193	.031	.518	1.929

a. Dependent Variable: Y

Kontribusi PAD

Sumber : Output SPSS Versi 26

4. Uji Autokorelasi dengan Durbin Watson

Model Summary^b

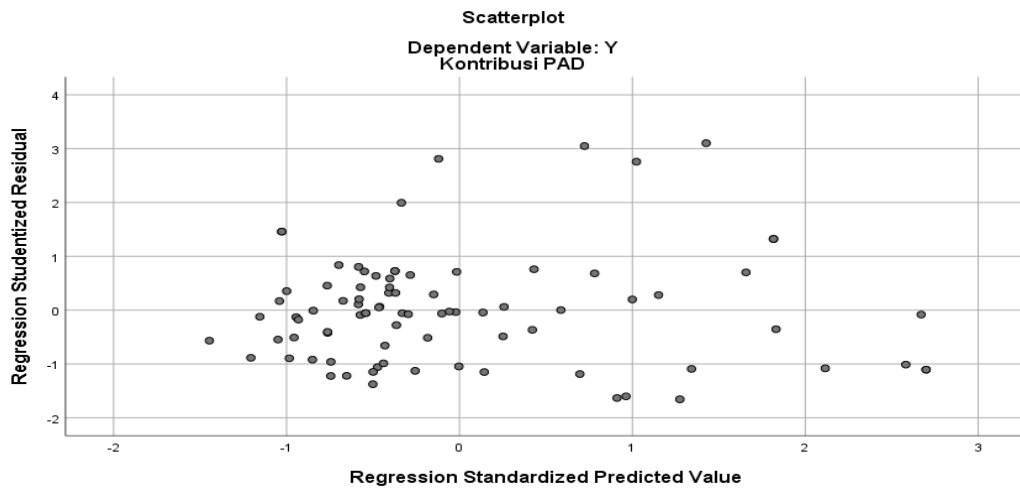
Model	R	R Square	Adjusted R Square	Std. Error of the Estimate	Durbin-Watson
1	.602 ^a	.662	.638	.30058	.935

a. Predictors: (Constant), X3Kontribusi PPJ, X2Kontribusi BPHTB, X1Kontribusi PBB

b. Dependent Variable: YKontribusi PAD

Sumber : Output SPSS Versi 26

5. Uji Heterokedastisitas dengan *Scatterplot*



Sumber : Output SPSS Versi 26

6. Uji Heterokedastisitas dengan *Correlations*

Correlations

			X1 Kontribusi PBB	X2 Kontribusi BPHTB	X3 Kontribusi PPJ	Unstandardized Residual
Spearman's rho	X1 Kontribusi PBB	Correlation	1.000	.122	.586**	.082
		Coefficient				
		Sig. (2-tailed)	.	.266	.000	.453
		N	85	85	85	85
	X2 Kontribusi BPHTB	Correlation	.122	1.000	.248*	-.126
		Coefficient				
		Sig. (2-tailed)	.266	.	.022	.250
		N	85	85	85	85
	X3 Kontribusi PPJ	Correlation	.586**	.248*	1.000	-.081
		Coefficient				
		Sig. (2-tailed)	.000	.022	.	.464
		N	85	85	85	85
Unstandardized Residual	Correlation	.082	-.126	-.081	1.000	
	Coefficient					
	Sig. (2-tailed)	.453	.250	.464	.	
	N	85	85	85	85	

** . Correlation is significant at the 0.01 level (2-tailed).

Correlation is significant at the 0.05 level (2-tailed).

7. Uji Regresi Linier Berganda

Model		Unstandardized Coefficients		Standardized Coefficients	t	Sig.
		B	Std. Error	Beta		
1	(Constant)	6.557	3.215		2.039	.045
	X1Kontribusi PBB	.376	.163	.269	2.308	.024
	X2Kontribusi BPHTB	.192	.071	.259	2.710	.008
	X3Kontribusi PPJ	.251	.114	.270	2.193	.031

a. Dependent Variable: Y` Kontribusi PAD

Sumber : Output SPSS Versi 26

8. Uji Parsial (Uji t)

Model		Unstandardized Coefficients		Standardized Coefficients	t	Sig.
		B	Std. Error	Beta		
1	(Constant)	6.557	3.215		2.039	.045
	X1Kontribusi PBB	.376	.163	.269	2.308	.024
	X2Kontribusi BPHTB	.192	.071	.259	2.710	.008
	X3Kontribusi PPJ	.251	.114	.270	2.193	.031

a. Dependent Variable: Y` Kontribusi PAD

Sumber : Output SPSS Versi 26

9. Uji Simultan (Uji f)

ANOVA^a

Model		Sum of Squares	df	Mean Square	F	Sig.
1	Regression	4.153	3	1.384	15.323	.000 ^b
	Residual	7.318	81	.090		
	Total	11.472	84			

a. Dependent Variable: YKontribusi PAD

b. Predictors: (Constant), X3Kontribusi PPJ, X2Kontribusi BPHTB, X1Kontribusi PBB

Sumber : Output SPSS Versi 26

10. Koefisien Determinasi

Model Summary^b

Model	R	R Square	Adjusted R Square	Std. Error of the Estimate
1	.602 ^a	.662	.638	.30058

a. Predictors: (Constant), X3Kontribusi PPJ, X2Kontribusi BPHTB, X1Kontribusi PBB

b. Dependent Variable: YKontribusi PAD

Sumber : Output SPSS Versi 26