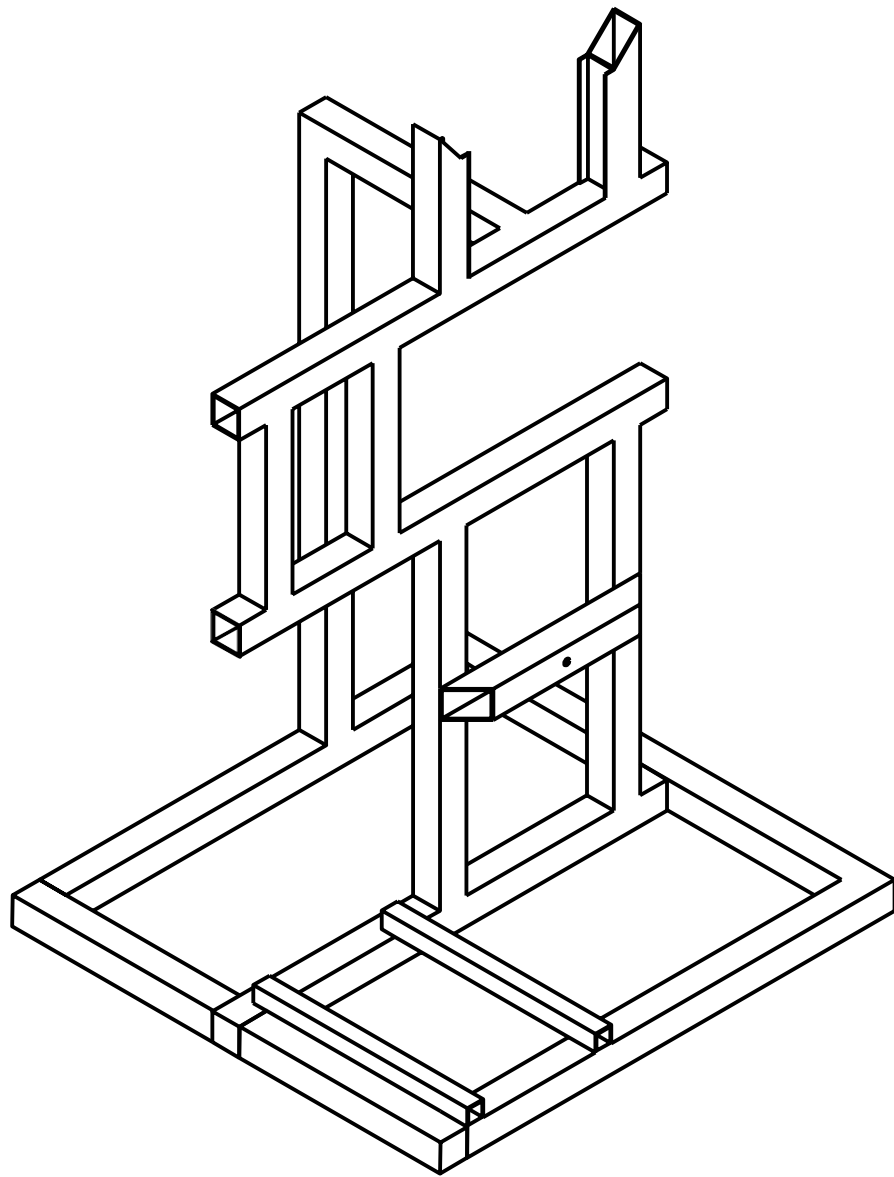
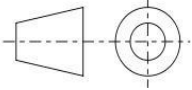

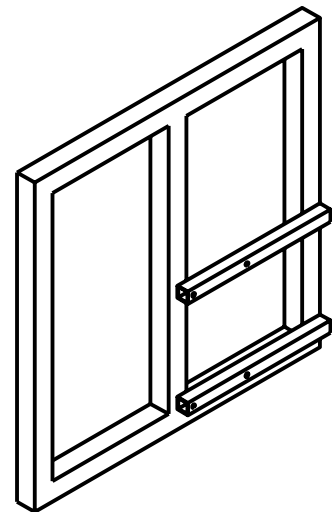
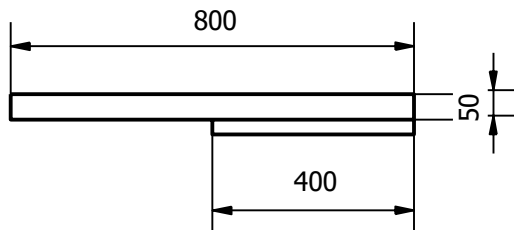
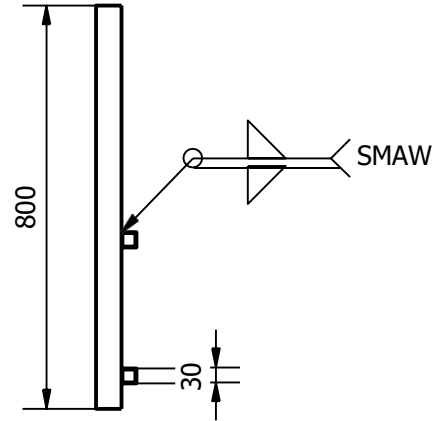
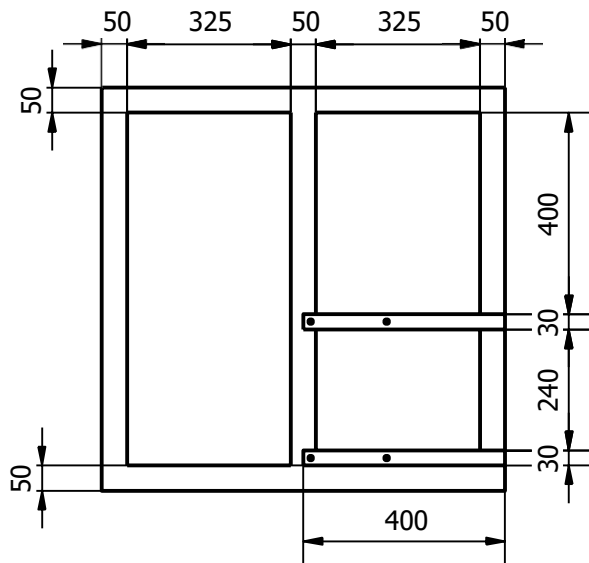


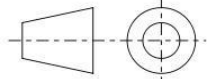
		2	Roda Sepeda	10	Aluminium	Ø 38 cm	Dibeli		
		1	Mata Gergaji Pita	9	HSS	2360x 19x 0,9 mm	Dibeli		
		1	Motor Listrik	8	Besi Cor	0,5 Hp	Dibeli		
		1	V-Belt	7	Rubber	B-53	Dibeli		
		1	Pulley	6	ST37	Ø4 dan Ø 6 inchi	Dibeli		
		2	Roller Pencekam	5	ST37	500x 50x 50 mm	Dibuat		
		1	Dudukan Benda Kerja	4	ST37	800x 50x 50 mm	Dibuat		
		1	Pengait Roda Bawah	3	ST37	1600x 50x 50 mm	Dibuat		
		1	Pengait Roda Atas	2	ST37	375x 50x 50 mm	Dibuat		
		1	Kerangka	1	ST37	1200x 50x 50 mm	Dibuat		
		Jumlah	Nama bagian	No.Bag	Bahan	Ukuran	Keterangan		
III	II	I	Perubahan :						
			MESIN GERGAJI PITA				Skala 1:20	Digambar TIM	19-05-23
							POLITEKNIK NEGERI SRIWIJAYA		



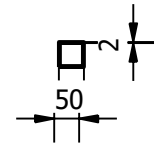
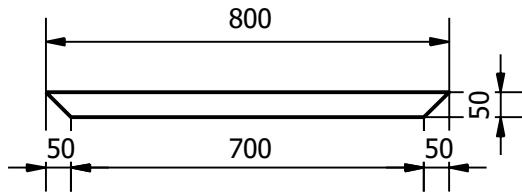
Jumlah			Nama bagian	No.Bag	Bahan	Ukuran	Keterangan			
III	II	I	Perubahan :							
			ASSEMBLING KERANGKA			Skala 1:10	Digambar	TIM	19-05-23	
							Diperiksa	Mardiana		
POLITEKNIK NEGERI SRIWIJAYA						DRAME 01/ASSEM/LA/2023				

1.1  Welding
Tol B0,5

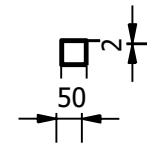
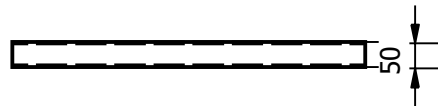
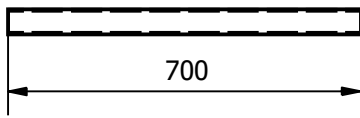
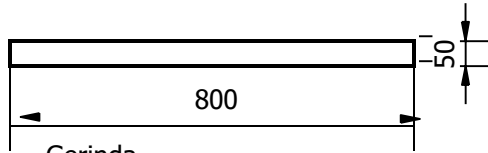


		2	Penyangga Motor Listrik	1.1.3	ST37	400x30x30 mm	Dibuat		
		1	Alas Tengah	1.1.2	ST37	700x50x50 mm	Dibuat		
		4	Alas Samping	1.1.1	ST37	3200x50x50 mm	Dibuat		
Jumlah		Nama bagian		No.Bag	Bahan	Ukuran	Keterangan		
III	II	I	Perubahan :						
KERANGKA BAGIAN BAWAH						Skala 1:15	Digambar	TIM	19-05-23
							Diperiksa	Mardiana	
POLITEKNIK NEGERI SRIWIJAYA						DRAME 01/ASSEM/LA/2023			

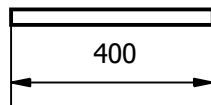
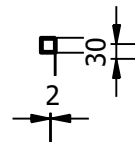
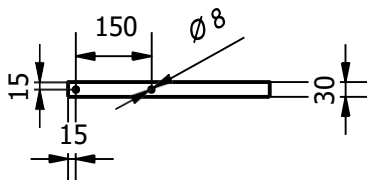
1.1.1 Gerinda
Tol B 0,5



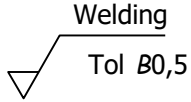
1.1.2 Gerinda
Tol B 0,5


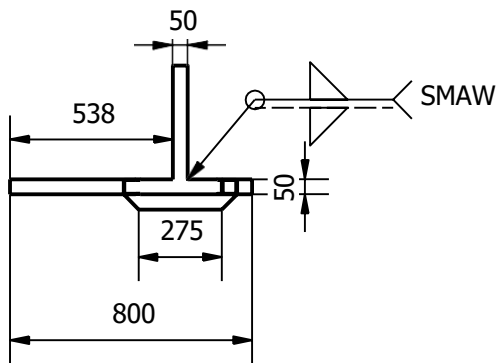
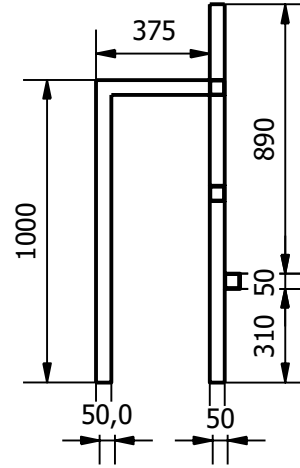
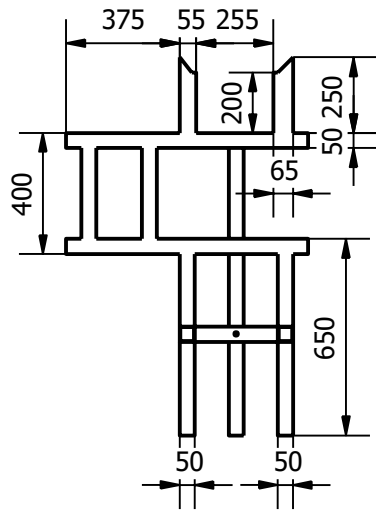


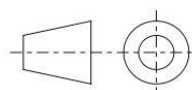
1.1.3 Gerinda-Bor
Tol B 0,5



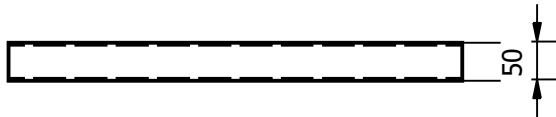
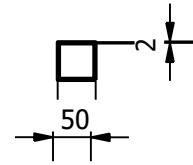
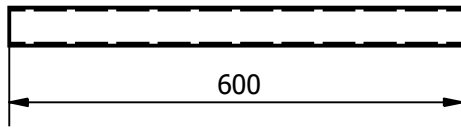
		2	Penyangga Motor Listrik	1.1.3	ST37	850x30x30 mm	Dibuat	
		1	Alas tengah	1.1.2	ST37	750x50x50 mm	Dibuat	
		4	Alas samping	1.1.1	ST37	3500x50x50 mm	Dibuat	
Jumlah			Nama bagian	No.Bag	Bahan	Ukuran	Keterangan	
III	II	I	Perubahan :					
UNIT KERANGKA BAGIAN BAWAH						Skala 1:15	Digambar TIM	19-05-23
							Diperiksa Mardiana	
POLITEKNIK NEGERI SRIWIJAYA						DRAME 01/PART/LA/2023		

1.2 

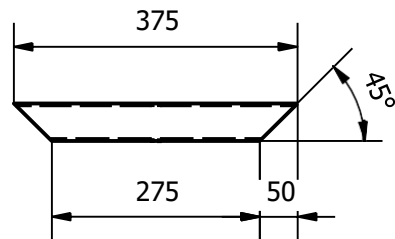
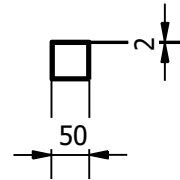
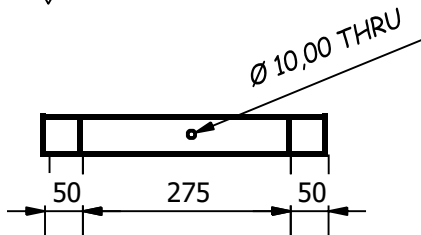


		1	Penyangga Kerangka	1.2.6	ST37	1375x50x50 mm	Dibuat						
		2	Penyangga Pengait Roda Atas	1.2.5	ST37	500x50x50 mm	Dibuat						
		2	Penyangga Tengah	1.2.4	ST37	800x50x50 mm	Dibuat						
		2	penyangga Pelintang	1.2.3	ST37	1600x50x50 mm	Dibuat						
		1	Penyangga Roda Bawah Dalam	1.2.2	ST37	375x50x50 mm	Dibuat						
		2	Tiang Bawah	1.2.1	ST37	1200x50x50 mm	Dibuat						
Jumlah			Nama bagian	No.Bag	Bahan	Ukuran	Keterangan						
III	II	I	Perubahan :										
KERANGKA BAGIAN ATAS						Skala 1:15	<table border="1"> <tr> <td>Digambar</td> <td>TIM</td> <td>19-05-23</td> </tr> <tr> <td>Diperiksa</td> <td>Mardiana</td> <td></td> </tr> </table>	Digambar	TIM	19-05-23	Diperiksa	Mardiana	
Digambar	TIM	19-05-23											
Diperiksa	Mardiana												
POLITEKNIK NEGERI SRIWIJAYA						DRAME 01/ASSEM/LA/2023							

1.2.1 Gerinda
Tol B 0,5

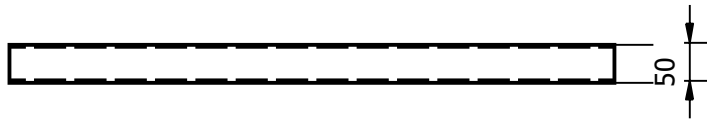
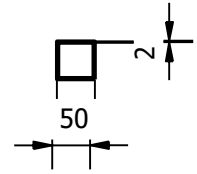
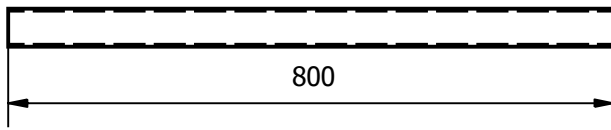


1.2.2 Gerinda-Bor
Tol B 0,5

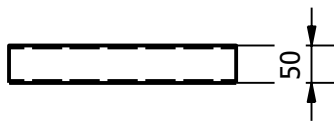
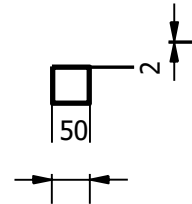
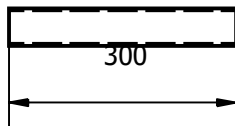


		1	Penyangga Roda Bawah Dalam	1.2.2	ST37	380x50x50 mm	Dibuat	
		2	Tiang Bawah	1.2.1	ST37	1250x50x50 mm	Dibuat	
Jumlah			Nama bagian	No.Bag	Bahan	Ukuran	Keterangan	
III	II	I	Perubahan :					
UNIT KERANGKA BAGIAN ATAS						Skala 1:10	Digambar TIM 19-05-23	
						Diperiksa Mardiana		
POLITEKNIK NEGERI SRIWIJAYA						DRAME 01/PART/LA/2023		

1.2.3 Gerinda
Tol B 0,5

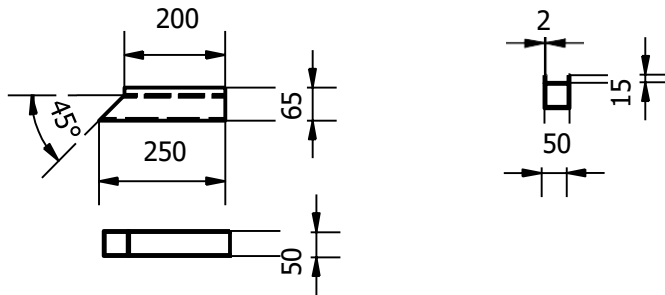


1.2.4 Gerinda
Tol B 0,5

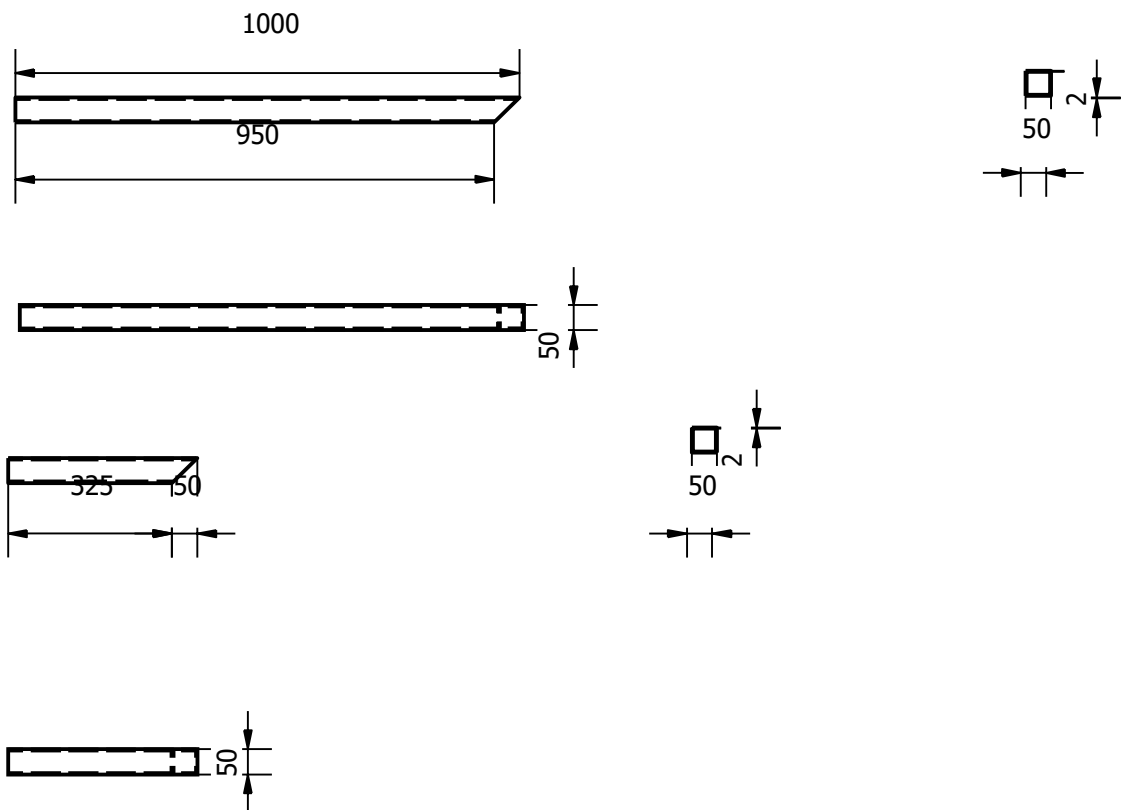


		2	Penyangga Tengah	1.2.4	ST37	480x50x50 mm	Dibuat	
		2	Penyangga pelintang	1.2.3	ST37	1700x50x50 mm	Dibuat	
Jumlah			Nama bagian	No.Bag	Material	Ukuran	Keterangan	
III	II	I	Perubahan :					
UNIT KERANGKA BAGIAN ATAS						Skala 1:10	Digambar TIM 19-05-23	
						Diperiksa Mardiana		
POLITEKNIK NEGERI SRIWIJAYA						DRAME 01/PART/LA/2023		


Gerinda
1.2.5 $\sqrt{\text{Tol } B 0,5}$

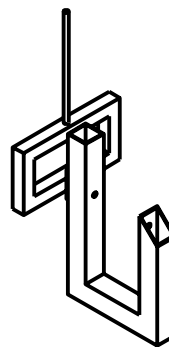
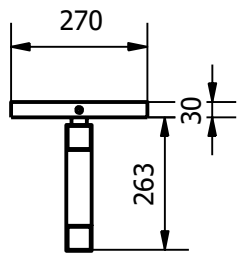
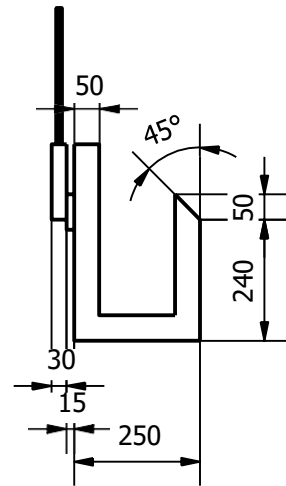
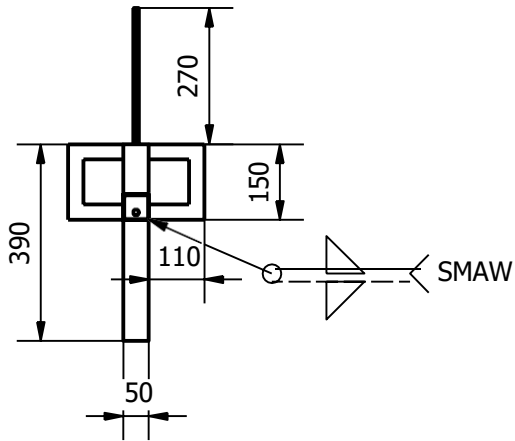


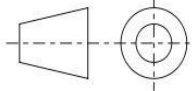
Gerinda
1.2.6 $\sqrt{\text{Tol } B 0,5}$




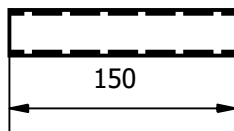

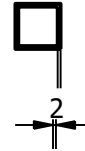
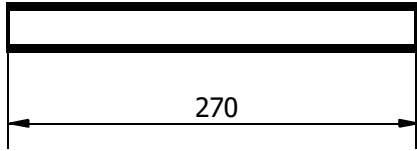
		2	Penyangga Kerangka	1.2.6	ST37	550x50x50 mm	Dibuat	
		2	Penyangga Pengait Roda Atas	1.2.5	ST37	1380x50x50 mm	Dibuat	
Jumlah			Nama bagian	No.Bag	Bahan	Ukuran	Keterangan	
III	II	I	Perubahan :					
UNIT KERANGKA BAGIAN ATAS						Skala 1:15	Digambar TIM 19-05-23	
						Diperiksa Mardiana		
POLITEKNIK NEGERI SRIWIJAYA						DRAME 01/PART/LA/2023		

2.  Welding
Tol B0,5



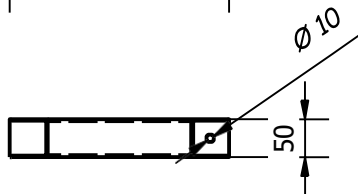
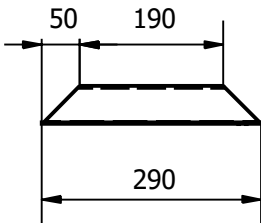
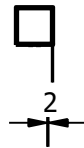
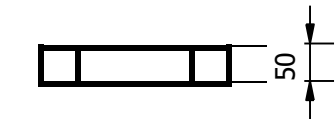
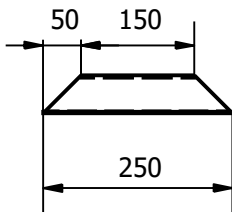
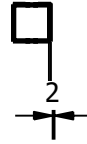
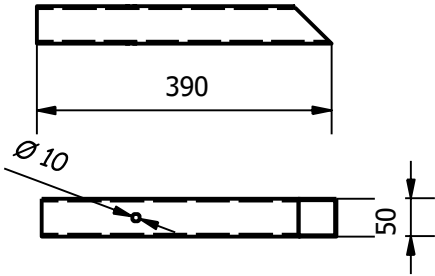
		1	Baut M10	2.3	ST37	M10x27 mm	Dibeli	
		1	Pengait Roda	2.2	ST37	885x50x50 mm	Dibuat	
		1	Penyangga Naik Turun	2.1	ST37	270x150x30 mm	Dibuat	
Jumlah		Nama bagian		No.Bag	Bahan	Ukuran	Keterangan	
III	II	I	Perubahan :					
PENGAIT RODA ATAS						Skala 1:15	Digambar TIM Diperiksa Mardiana	
POLITEKNIK NEGERI SRIWIJAYA						DRAME 02/ASSEM/LA/2023		

2.1 Gerinda
Tol B 0,5



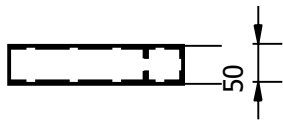
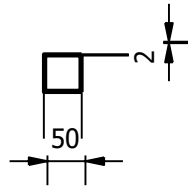
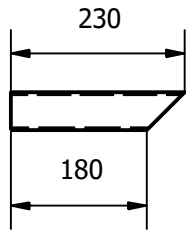
		2	Penyangga Naik Turun	2.1	ST37	450x30x30 mm	Dibuat		
Jumlah			Nama bagian	No.Bag	Material	Ukuran	Keterangan		
III	II	I	Perubahan :						
UNIT PENGAIT RODA ATAS						Skala 1:5	Digambar	TIM	19-05-23
							Diperiksa	Mardiana	
POLITEKNIK NEGERI SRIWIJAYA						DRAME 02/PART/LA/2023			

2.2 Gerinda - Bor
Tol B 0,5

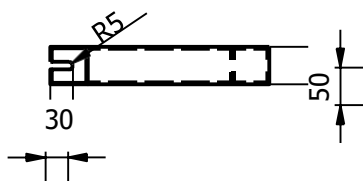
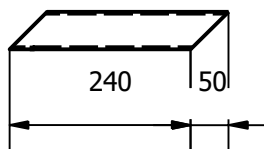


		3	Pengait Roda	2.2	ST37	950x50x50 mm	Dibuat	
Jumlah			Nama bagian	No.Bag	Material	Ukuran	Keterangan	
III	II	I	Perubahan :					
UNIT PENGAIT RODA ATAS						Skala 1:5	Digambar TIM Diperiksa Mardiana	
POLITEKNIK NEGERI SRIWIJAYA						DRAME 02/PART/LA/2023		


3.1 Gerinda
Tol B 0,5


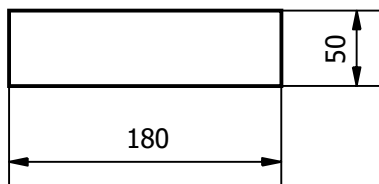
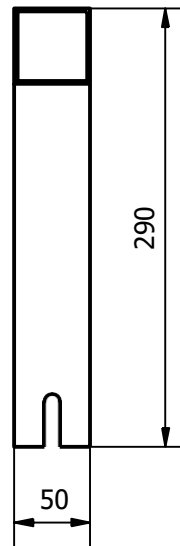
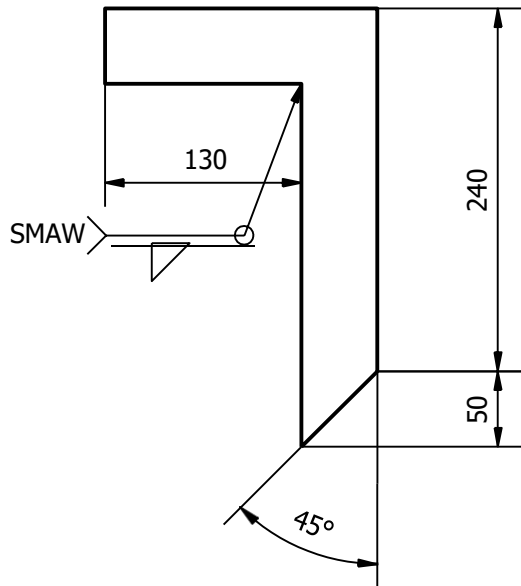


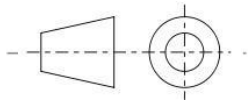
3.2 Gerinda-Bor
Tol B 0,5

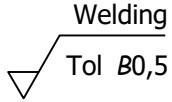


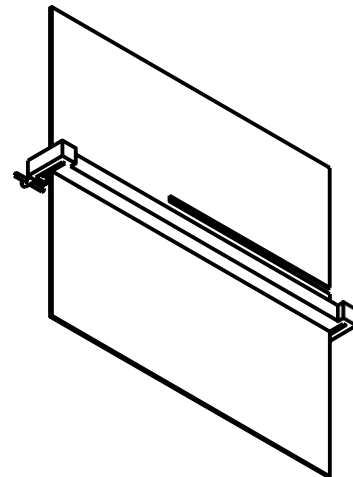
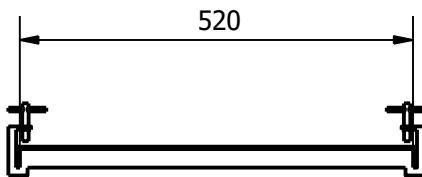
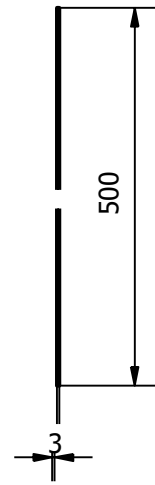
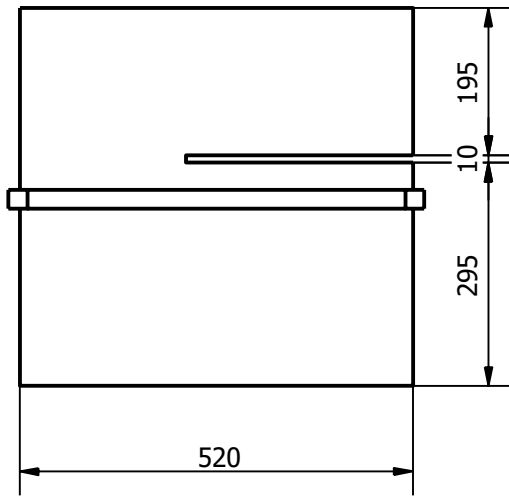
		1	Penyangga roda luar	3.2	ST37	300x50x50 mm	Dibuat	
		1	Penyangga roda bawah	3.1	ST37	300x50x50 mm	Dibuat	
Jumlah			Nama bagian	No.Bag	Bahan	Ukuran	Keterangan	
III	II	I	Perubahan :					
UNIT PENGAIT RODA BAWAH						Skala 1:10	Digambar TIM Diperiksa Mardiana	
POLITEKNIK NEGERI SRIWIJAYA						DRAME 03/PART/LA/2023		

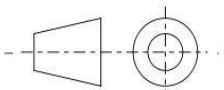
3.  Welding
Tol B0,5




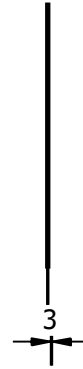
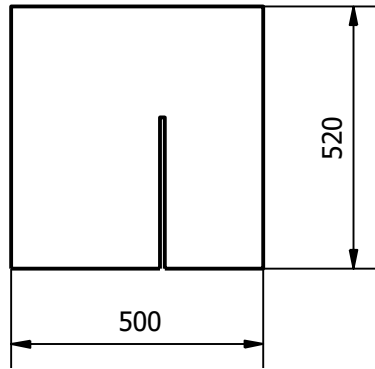
		1	Penyangga Roda Luar	3.2	ST37	290x50x50 mm	Dibuat		
		1	Penyangga Roda Bawah	3.1	ST37	230x50x50 mm	Dibuat		
Jumlah		Nama bagian		No.Bag	Bahan	Ukuran	Keterangan		
III	II	I	Perubahan :						
PENGAIT RODA BAWAH						Skala 1:5	Digambar	TIM	19-05-23
							Diperiksa	Mardiana	
POLITEKNIK NEGERI SRIWIJAYA						DRAME 03/ASSEM/LA/2023			

4.  Welding
Tol B0,5

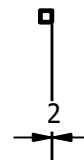
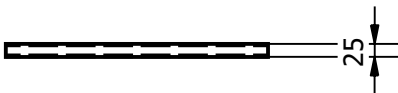
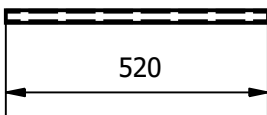


		1	Stopper	4.2	ST37	520x25x25 mm	Dibuat	
		1	Meja	4.1	ST37	520x500x3 mm	Dibuat	
Jumlah			Nama bagian	No.Bag	Bahan	Ukuran	Keterangan	
III	II	I	Perubahan :					
			Dudukan Benda Kerja			Skala 1:15	Digambar TIM	19-05-23
							Diperiksa Mardiana	
POLITEKNIK NEGERI SRIWIJAYA						DRAME 04/ASSEM/LA/2023		

4.1 Gerinda
Tol B 0,5


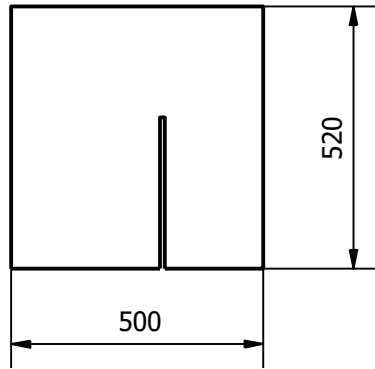


4.2 Gerinda
Tol B 0,5

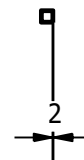
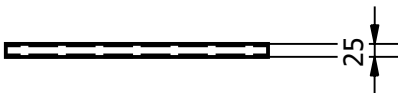
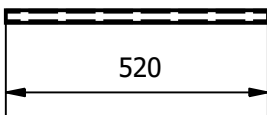


		1	Stopper	4.2	ST37	530x25x2 mm	Dibuat	
		1	Meja	4.1	Besi	700x600x3 mm	Dibuat	
		Jumlah	Nama bagian	No.Bag	Bahan	Ukuran	Keterangan	
III	II	I	Perubahan :					
			UNIT DUDUKAN BENDA KERJA			Skala 1:15	Digambar TIM	19-05-23
			POLITEKNIK NEGERI SRIWIJAYA				Diperiksa Mardiana	
						DRAME 04/PART/LA/2023		

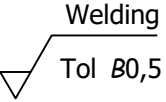
4.1 Gerinda
Tol B 0,5


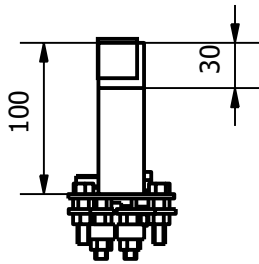
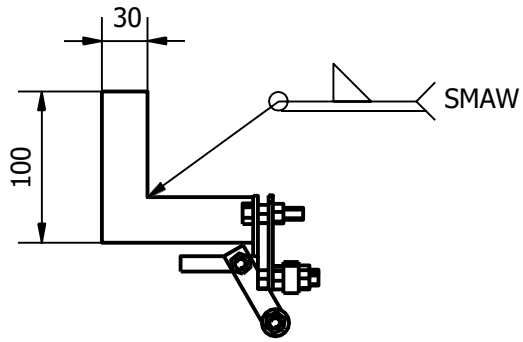
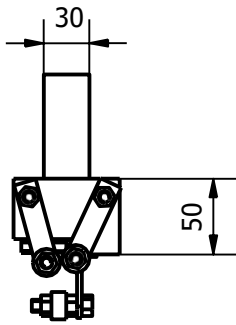


4.2 Gerinda
Tol B 0,5

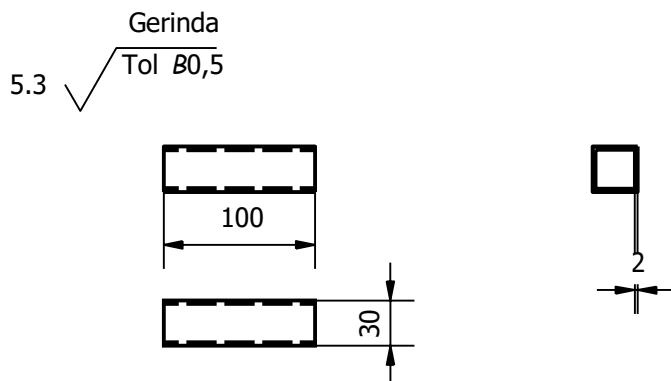
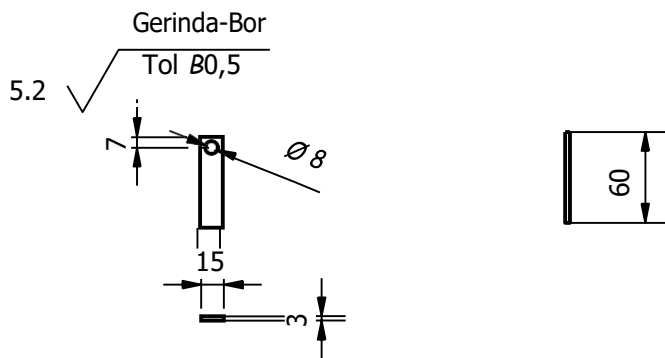
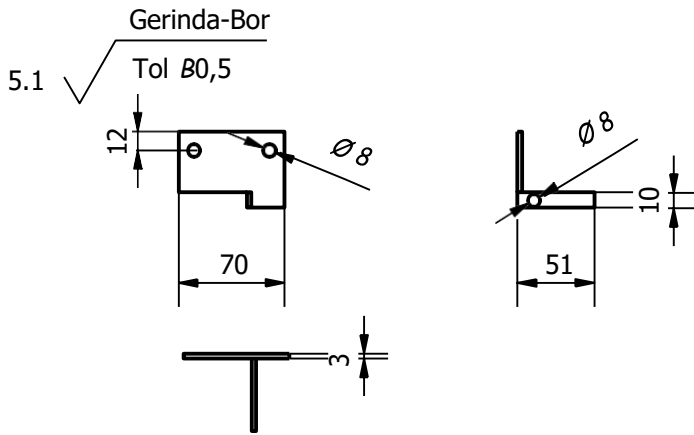


		1	Stopper	4.2	ST37	530x25x2 mm	Dibuat	
		1	Meja	4.1	Besi	700x600x3 mm	Dibuat	
		Jumlah	Nama bagian	No.Bag	Bahan	Ukuran	Keterangan	
III	II	I	Perubahan :					
			UNIT DUDUKAN BENDA KERJA			Skala 1:15	Digambar TIM Diperiksa Mardiana	
			POLITEKNIK NEGERI SRIWIJAYA			DRAME 04/PART/LA/2023		

5.  Welding
Tol B0,5



		6	Bearing 608 zz	5.6	Besi	Standar	Dibeli	
		22	Mur M8	5.5	ST37	Standar	Dibeli	
		6	Baut M8	5.4	ST37	Standar	Dibeli	
		4	Lengan Penyangga	5.3	ST37	400x30x30 mm	Dibuat	
		6	Lengan Bearing	5.2	ST37	360x15x3 mm	Dibuat	
		2	Plat Dudukan	5.1	ST37	140x50x3 mm	Dibuat	
Jumlah		Nama bagian		No.Bag	Bahan	Ukuran	Keterangan	
III	II	I	Perubahan :					
ROLLER PENCEKAM						Skala 1:5	Digambar TIM 19-05-23	
						Diperiksa Mardiana		
POLITEKNIK NEGERI SRIWIJAYA						DRAME 05/ASSEM/LA/2023		



		4	Lengan Penyangga	5.3	ST37	450x30x30 mm	Dibuat	
		6	Lengan Bearing	5.2	ST37	400x15x3 mm	Dibuat	
		2	Plat Dudukan	5.1	ST37	70x100x3 mm	Dibuat	
Jumlah			Nama bagian	No.Bag	Bahan	Ukuran	Keterangan	
III	II	I	Perubahan :					
UNIT ROLLER PENCEKAM						Skala 1:5	Digambar TIM 19-05-23 Diperiksa Mardiana	
POLITEKNIK NEGERI SRIWIJAYA						DRAME 05/PART/LA/2023		