

<b>KEMENTERIAN PENDIDIKAN, KEBUDAYAAN, RISET DAN TEKNOLOGI</b>	
	<b>POLITEKNIK NEGERI SRIWIJAYA</b>
<b>JURUSAN AKUNTANSI</b>	
<b>Jalan Srijaya Negara, Palembang 30139</b>	
Telp (0711)353414 Fax (0711)355918 Website: <a href="http://www.polsri.ac.id">www.polsri.ac.id</a> Email: <a href="mailto:Info@polsri.ac.id">Info@polsri.ac.id</a>	
<b>KESEPAKATAN BIMBINGAN SKRIPSI</b>	

Kami yang bertanda tangan di bawah ini,

**Pihak Pertama**

Nama : Intan Eliza  
NIM : 062040512460  
Jurusan : Akuntansi  
Program Studi : Akuntansi Sektor Publik

**Pihak Kedua**

Nama : Nelly Masnila, S.E., M.Si., Ak.  
NIP : 196810141996012001  
Jurusan : Akuntansi  
Program Studi : Akuntansi Sektor Publik

Pada hari ini Senin tanggal 19 Februari 2024 telah sepakat untuk melakukan konsultasi bimbingan Skripsi.

Konsultasi bimbingan sekurang-kurangnya 1 (satu) kali dalam satu minggu. Pelaksanaan bimbingan pada setiap hari Kamis pukul 16.00 WIB sampai dengan selesai, tempat di Politeknik Negeri Sriwijaya.

Demikianlah kesepakatan ini dibuat dengan penuh kesadaran guna kelancaran penyelesaian Skripsi.

Pihak Pertama



**Intan Eliza**  
NIM 062040512460

Palembang , 19 Februari 2024

Pihak Kedua



**Nelly Masnila, S.E., M.Si., Ak. CA**  
NIP 196810141996012001

Mengetahui,  
Ketua Jurusan Akuntansi



**Dr. Evada Dewata, S.E., M.Si., Ak., CA**  
NIP 197806222003122001

 <p><b>KEMENTERIAN PENDIDIKAN, KEBUDAYAAN, RISET DAN TEKNOLOGI</b> <b>POLITEKNIK NEGERI SRIWIJAYA</b> <b>JURUSAN AKUNTANSI</b> Jalan Srijaya Negara, Palembang 30139 Telp. 0711-35414 Fax. 0711-355918 Website: www.polsri.ac.id E-mail: info@polsri.ac.id</p> 
<b>SURAT KESEPAKATAN BIMBINGAN SKRIPSI</b>

Kami yang bertanda tangan di bawah ini:

**Pihak Pertama**

Nama : Intan Eliza  
NIM : 062040512460  
Jurusan : Akuntansi  
Program Studi : DIV Akuntansi Sektor Publik

**Pihak Kedua**

Nama : Yevi Dwitayanti, S.E., M. Sc  
NIP : 198205232014042001  
Jurusan : Akuntansi  
Program Studi : DIV Akuntansi Sektor Publik

Pada hari Senin tanggal 19 Februari 2024 telah sepakat untuk melakukan konsultasi bimbingan Skripsi. Konsultasi bimbingan sekurang-kurangnya 1 (satu) kali dalam satu minggu. Pelaksanaan bimbingan pada setiap hari Selasa pukul 13.30 s.d selesai bertempat di Politeknik Negeri Sriwijaya.

Demikianlah kesepakatan ini dibuat dengan penuh kesadaran guna kelancaran penyelesaian Skripsi.

Pihak Pertama,



Intan Eliza  
NIM 062040512460

Palembang, 19 Februari 2024

Pihak Kedua,



Yevi Dwitayanti, S.E., M. Sc  
NIP 198205232014042001

Mengetahui,  
Ketua Jurusan Akuntansi



Dr. Evada Dewata, S.E., M.S., Ak., CA., CMA.  
NIP 197806222003122001



KEMENTERIAN PENDIDIKAN DAN KEBUDAYAAN  
POLITEKNIK NEGERI SRIWIJAYA  
JURUSAN AKUNTANSI



Jalan Sriwijaya Negara, Palembang 30139  
Telp. 0711-353414 Ext. 136 Web : <http://www.polsri.ac.id> Pos El : [akuntansi@polsriwijaya.ac.id](mailto:akuntansi@polsriwijaya.ac.id)

LEMBAR BIMBINGAN SKRIPSI

Nama Mahasiswa : Intan Eliza  
NIM : 062040512460  
Jurusan/Program Studi : Akuntansi/DIV Akuntansi Sektor Publik  
Judul Skripsi : Analisis Pengaruh *Solvabilitas*, Derajat Desentralisasi, Rasio Efektivitas Dan *Position Government Wealth Ratio* Terhadap *Financial Distress* Provinsi Di Indonesia  
Pembimbing I : Nelly Masnila, S.E., M.Si., Ak

No.	Tanggal	Uraian Pembimbing	Paraf Pembimbing
1.	13 Feb 2024	Bimbingan judul	
2.	05 Maret 2024	Acc judul	
3.	20 Maret 2024	Bimbingan proposal	
4.	22 April 2024	ACC Proposal	
5.	15 Mei 2024	Bimbingan Bab 1-3	
6.	29 Mei 2024	Acc revisi Bab 1-3	
7.	21 Juni 2024	Pengajuan Bab 4-5	
8.	22 Juni 2024	Revisi Bab 4-5	
9.	29 Juni 2024	Acc Bab 4-5	
10.			

Palembang, 2024











Ketua Jurusan Akuntansi

Dr. Evada Dewata, S.E., M.Si., Ak., CA.

NIP 197806222003122001

 <p><b>KEMENTERIAN PENDIDIKAN, KEBUDAYAAN, RISET, DAN TEKNOLOGI</b>  <b>POLITEKNIK NEGERI SRIWIJAYA</b>  <b>JURUSAN AKUNTANSI</b>          Jalan Srijaya Negara, Palembang 30139          Telp. 0711-35414 Fax. 0711-355918          Website: <a href="http://www.polsri.ac.id">www.polsri.ac.id</a> E-mail: <a href="mailto:info@polsri.ac.id">info@polsri.ac.id</a></p> 
<b>LEMBAR BIMBINGAN SKRIPSI</b>

Nama : Intan Eliza  
 NIM : 062040512460  
 Jurusan/ Program Studi : Akuntansi/ DIV Akuntansi Sektor Publik  
 Judul Skripsi : Analisis Pengaruh Solvabilitas, Derajat Desentralisasi, Rasio Efektivitas, dan Position Government Health Ratio Terhadap Financial Distress Provinsi di Indonesia  
 Pembimbing I : Yevi Dwitayanti, S.E., M.Sc

No.	Tanggal	Uraian Bimbingan	Paraf Pembimbing
1.	13 Feb 2024	Bimbingan Judul	
2.	24 Feb 2024	ACC Judul	
3.	05 Maret 2024	Bimbingan Proposal	
4.	20 Maret 2024	Revisian Proposal	
5.	02 April 2024	Bimbingan revisi proposal	
6.	02 April 2024	ACC Proposal	
7.	07 Mei 2024	Revisi Proposal Skripsi	
8.	15 Mei 2024	ACC Proposal Skripsi	
9.	22 Mei 2024	Pengujian bab 1-3	
10.	29 Mei 2024	Revisi Bab 1-3	

Palembang, 2024  
 Ketua Jurusan Akuntansi,

  
 Dr. Evada Deyata, S.E., M.Si., Ak., CA., CMA  
 NIP 19780622003122001



KEMENTERIAN PENDIDIKAN DAN KEBUDAYAAN  
POLITEKNIK NEGERI SRIWIJAYA  
JURUSAN AKUNTANSI



Jalan Sriwijaya Negara, Palembang 30139  
Telp. 0711-353414 Ext. 136 Web : <http://www.polsri.ac.id> Pos El : [akuntansi@polsriwijaya.ac.id](mailto:akuntansi@polsriwijaya.ac.id)

LEMBAR BIMBINGAN SKRIPSI

Nama Mahasiswa : Intan Eliza  
NIM : 062040512460  
Jurusan/Program Studi : Akuntansi/DIV Akuntansi Sektor Publik  
Judul Skripsi : Analisis Pengaruh *Solvabilitas*, Derajat Desentralisasi, Rasio Efektivitas Dan *Position Government Wealth Ratio* Terhadap *Financial Distress* Provinsi Di Indonesia  
Pembimbing II : Yevi Dwitayanti, S.E., M.Sc

No.	Tanggal	Uraian Pembimbing	Paraf Pembimbing
1.	07 Juni 2024	Simulasi data bab 4	
2.	21 Juni 2024	Pengajuan bab 4-5	
3.	24 Juni 2024	Acc Bab 1-2 / Acc Sidang	
4.			
5.			
6.			
7.			
8.			
9.			
10.			

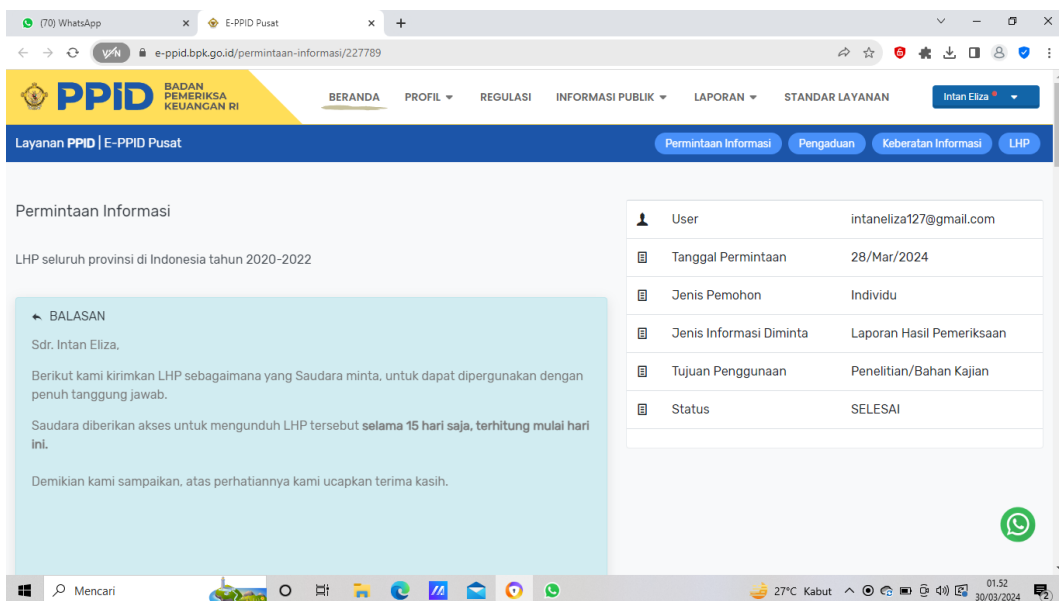
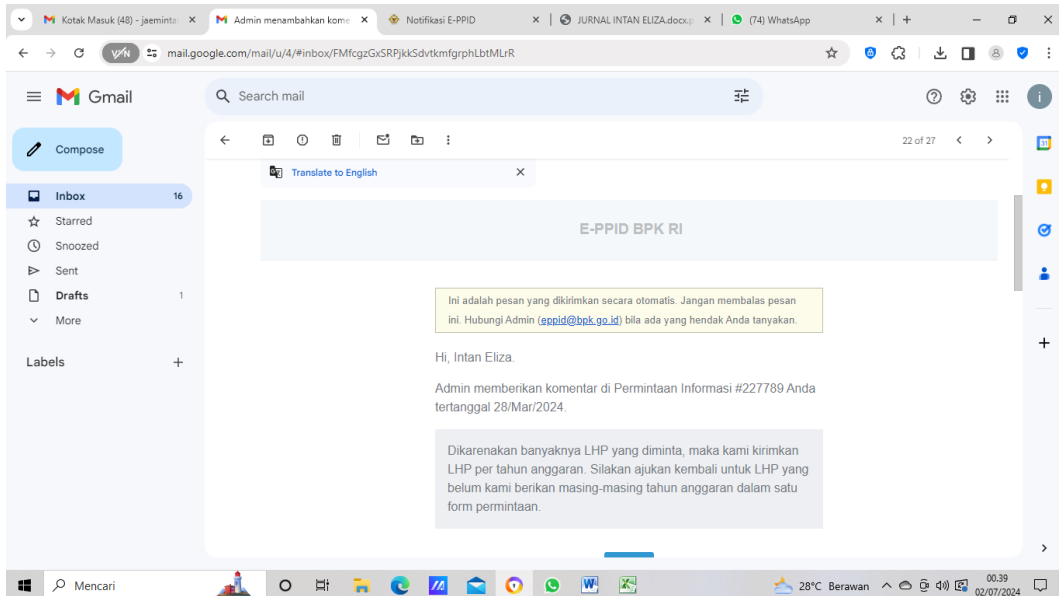
Palembang, 2024

Ketua Jurusan Akuntansi

Dr. Evada Dewata, S.E., M.Si., Ak., CA.

NIP 197806222003122001

# Permintaan Data



WhatsApp (70) x E-PPID Pusat x

e-ppid.bpk.go.id/permintaan-informasi/227789

SI PUBLIK LAPORAN STANDAR LAYANAN Intan Eliza

Permintaan Informasi Pengaduan Keberatan Informasi LHP

### DOKUMEN DIMINTA

	A.2.001.LK_Pemerintah Aceh_2022.pdf hanya bisa diakses hingga 11/Apr/2024 15:13:09	66.68MB	Unduh
	A.2.025.LK_Prov. Sumatera Utara_2022.pdf hanya bisa diakses hingga 11/Apr/2024 15:13:09	40.06MB	Unduh
	A.2.059.LK_Prov. Sumatera Barat_2022.pdf hanya bisa diakses hingga 11/Apr/2024 15:13:09	68.86MB	Unduh
	A.2.079.LK_Prov. Riau_2022.pdf hanya bisa diakses hingga 11/Apr/2024 15:13:09	75.62MB	Unduh
	A.2.092.LK_Prov. Jambi_2022.pdf hanya bisa diakses hingga 11/Apr/2024 15:13:09	35.87MB	Unduh
	A.2.104.LK_Prov. Sumatera Selatan_2022.pdf hanya bisa diakses hingga 11/Apr/2024 15:13:09	35.26MB	Unduh
	A.2.122.LK_Prov. Bengkulu_2022.pdf hanya bisa diakses hingga 11/Apr/2024 15:13:09	50.55MB	Unduh
	A.2.133.LK_Prov. Lampung_2022.pdf hanya bisa diakses hingga 11/Apr/2024 15:13:09	45.56MB	Unduh
	A.2.149.LK_Prov. Kep. Bangka Belitung_2022.pdf hanya bisa diakses hingga 11/Apr/2024 15:13:09	43.5MB	Unduh

Mencari 27°C Kabut 01:53 30/03/2024

Kotak Masuk (41) - jaemintan00 x Admin menambahkan komen... x E-PPID x

e-ppid.bpk.go.id/permintaan-informasi/231764

SI PUBLIK LAPORAN STANDAR LAYANAN LOGOUT

### DOKUMEN DIMINTA

	A.2_01_LK_Prov. Aceh_Tahun 2019.pdf hanya bisa diakses hingga 07/May/2024 17:17:28	20.85MB	Unduh
	A.2_01_LK_Prov. Sumatera Utara_Tahun 2019.pdf hanya bisa diakses hingga 07/May/2024 17:17:28	10.23MB	Unduh
	A.2_01_LK_Prov. Sumatera Barat_Tahun 2019.pdf hanya bisa diakses hingga 07/May/2024 17:17:28	10.58MB	Unduh
	A.2_01_LK_Prov. Riau_Tahun 2019.pdf hanya bisa diakses hingga 07/May/2024 17:17:28	21.49MB	Unduh
	A.2_01_LK_Prov. Jambi_Tahun 2019.pdf hanya bisa diakses hingga 07/May/2024 17:17:28	32.24MB	Unduh
	A.2_01_LK_Prov. SumSel_Tahun 2019.pdf hanya bisa diakses hingga 07/May/2024 17:17:28	27.17MB	Unduh
	A.2_01_LK_Prov. Bengkulu_Tahun 2019.pdf hanya bisa diakses hingga 07/May/2024 17:17:28	12.56MB	Unduh
	A.2_01_LK_Prov. Lampung_Tahun 2019.pdf hanya bisa diakses hingga 07/May/2024 17:17:28	32.56MB	Unduh
	A.2_01_LK_Prov. Kep. Bangka Belitung_Tahun 20...		

Mencari 26°C Berawan 23:58 06/05/2024

### Distribusi t-tabel

df	Pr	0.25	0.10	0.05	0.025	0.01	0.005	0.001
	0.50	0.20	0.10	0.050	0.02	0.010	0.002	
161	0.67602	1.28683	1.65437	1.97481	2.34973	2.60671	3.14162	
162	0.67601	1.28680	1.65431	1.97472	2.34959	2.60652	3.14130	
163	0.67600	1.28677	1.65426	1.97462	2.34944	2.60633	3.14098	
164	0.67599	1.28673	1.65420	1.97453	2.34930	2.60614	3.14067	
165	0.67598	1.28670	1.65414	1.97445	2.34916	2.60595	3.14036	
166	0.67597	1.28667	1.65408	1.97436	2.34902	2.60577	3.14005	
167	0.67596	1.28664	1.65403	1.97427	2.34888	2.60559	3.13975	
168	0.67595	1.28661	1.65397	1.97419	2.34875	2.60541	3.13945	
169	0.67594	1.28658	1.65392	1.97410	2.34862	2.60523	3.13915	
170	0.67594	1.28655	1.65387	1.97402	2.34848	2.60506	3.13886	
171	0.67593	1.28652	1.65381	1.97393	2.34835	2.60489	3.13857	
172	0.67592	1.28649	1.65376	1.97385	2.34822	2.60471	3.13829	
173	0.67591	1.28646	1.65371	1.97377	2.34810	2.60455	3.13801	
174	0.67590	1.28644	1.65366	1.97369	2.34797	2.60438	3.13773	
175	0.67589	1.28641	1.65361	1.97361	2.34784	2.60421	3.13745	
176	0.67589	1.28638	1.65356	1.97353	2.34772	2.60405	3.13718	
177	0.67588	1.28635	1.65351	1.97346	2.34760	2.60389	3.13691	
178	0.67587	1.28633	1.65346	1.97338	2.34748	2.60373	3.13665	
179	0.67586	1.28630	1.65341	1.97331	2.34736	2.60357	3.13638	
180	0.67586	1.28627	1.65336	1.97323	2.34724	2.60342	3.13612	
181	0.67585	1.28625	1.65332	1.97316	2.34713	2.60326	3.13587	
182	0.67584	1.28622	1.65327	1.97308	2.34701	2.60311	3.13561	
183	0.67583	1.28619	1.65322	1.97301	2.34690	2.60296	3.13536	
184	0.67583	1.28617	1.65318	1.97294	2.34678	2.60281	3.13511	
185	0.67582	1.28614	1.65313	1.97287	2.34667	2.60267	3.13487	
186	0.67581	1.28612	1.65309	1.97280	2.34656	2.60252	3.13463	
187	0.67580	1.28610	1.65304	1.97273	2.34645	2.60238	3.13438	
188	0.67580	1.28607	1.65300	1.97266	2.34635	2.60223	3.13415	
189	0.67579	1.28605	1.65296	1.97260	2.34624	2.60209	3.13391	
190	0.67578	1.28602	1.65291	1.97253	2.34613	2.60195	3.13368	
191	0.67578	1.28600	1.65287	1.97246	2.34603	2.60181	3.13345	
192	0.67577	1.28598	1.65283	1.97240	2.34593	2.60168	3.13322	
193	0.67576	1.28595	1.65279	1.97233	2.34582	2.60154	3.13299	
194	0.67576	1.28593	1.65275	1.97227	2.34572	2.60141	3.13277	
195	0.67575	1.28591	1.65271	1.97220	2.34562	2.60128	3.13255	
196	0.67574	1.28589	1.65267	1.97214	2.34552	2.60115	3.13233	
197	0.67574	1.28586	1.65263	1.97208	2.34543	2.60102	3.13212	
198	0.67573	1.28584	1.65259	1.97202	2.34533	2.60089	3.13190	
199	0.67572	1.28582	1.65255	1.97196	2.34523	2.60076	3.13169	
200	0.67572	1.28580	1.65251	1.97190	2.34514	2.60063	3.13148	





# Tabulasi Data Financial Distress

No.	Provinsi	Belanja Modal					Total Belanja					Ratio (%)				
		2018	2019	2020	2021	2022	2018	2019	2020	2021	2022	2018	2019	2020	2021	2022
1	ACEH	Rp2.903.941.120.736.81	Rp3.162.088.055.983.04	Rp1.255.472.079.266.47	Rp2.199.333.370.928.84	Rp2.868.765.757.748.20	Rp12.306.396.18.850.01	Rp15.787.883.38.496.01	Rp13.242.312.80.1984.50	Rp13.683.582.12.7431.60	Rp15.773.078.72.2165.69	20,35%	20,03%	13,26%	16,07%	18,19%
2	SUMATERA UTARA	Rp1.564.903.252.653.00	Rp1.249.600.483.637.40	Rp1.497.944.591.133.07	Rp1.141.203.699.708.26	Rp1.775.917.392.367.02	Rp12.563.387.54.966.00	Rp13.440.323.70.5747.20	Rp12.653.607.43.4318.00	Rp13.225.393.16.6070.39	Rp12.509.062.82.1349.10	12,46%	9,30%	11,84%	8,63%	14,20%
3	SUMATERA BARAT	Rp1.099.701.484.413.05	Rp1.062.230.453.043.52	Rp736.888.36.0714.63	Rp666.582.120.8.933.5	Rp941.609.948.131.89	Rp6.287.378.231.091.09	Rp6.551.278.880.635.32	Rp6.488.293.788.337.93	Rp6.488.906.658.047.81	Rp6.384.434.742.1349.10	17,55%	16,21%	11,50%	10,20%	14,93%
4	RIAU	Rp1.046.852.720.916.62	Rp1.161.037.498.852.18	Rp919.245.59.3701.52	Rp1.018.455.078.253.37	Rp1.508.534.414.100.39	Rp8.469.560.058.792.41	Rp8.693.930.951.116.70	Rp8.172.706.474.595.31	Rp8.931.704.166.485.55	Rp9.102.467.422.821.38	12,26%	13,36%	11,25%	11,40%	16,57%
5	JAMBI	Rp784.723.90.769.16	Rp965.500.80.5911.25	Rp642.095.70.738.57	Rp449.690.683.6.05.89	Rp906.797.776.4.80.80	Rp4.196.255.718.275.31	Rp4.824.366.151.412.14	Rp4.430.392.750.898.77	Rp4.388.299.688.277.41	Rp4.772.689.354.653.86	18,69%	17,96%	14,51%	10,25%	19,00%
6	SUMATERA SELATAN	Rp1.537.275.105.768.15	Rp1.606.219.507.432.26	Rp1.664.700.507.432.26	Rp1.664.700.507.432.26	Rp1.536.370.414.095.28	Rp7.841.143.670.101.78	Rp6.610.074.513.840.80	Rp9.517.613.493.965.89	Rp10.000.730.26.079.30	Rp9.663.575.726.750.69	19,36%	16,70%	17,89%	18,26%	15,90%
7	BENGKULU	Rp618.477.90.578.40	Rp741.823.06.538.34	Rp417.095.64.536.70	Rp334.321.084.4.10.29	Rp417.084.457.0.13.72	Rp2.979.578.236.902.23	Rp3.118.303.518.797.46	Rp2.698.458.077.91.87	Rp2.880.225.046.730.80	Rp3.026.385.524.150.94	20,76%	23,79%	15,46%	11,26%	13,78%
8	LAMPUNG	Rp1.728.327.453.843.84	Rp1.014.037.284.031.39	Rp752.528.21.0319.89	Rp849.692.114.8.32.21	Rp1.025.225.883.953.33	Rp5.588.988.966.1004.11	Rp6.059.173.889.024.41	Rp6.967.158.448.192.65	Rp7.097.651.401.613.34	Rp6.786.374.070.613.34	22,94%	14,37%	10,80%	11,97%	15,11%
9	KEP. BANGKA BELITUNG	Rp315.397.83.399.46	Rp441.201.20.3350.86	Rp436.502.10.74.89	Rp428.654.245.6.51.53	Rp354.088.245.8.38.87	Rp2.364.345.563.386.80	Rp2.760.76.365.844.58	Rp2.575.170.436.339.30	Rp2.465.813.370.118.62	Rp2.416.296.710.155.28	13,34%	15,89%	16,95%	17,38%	14,65%
10	KEP. RIAU	Rp202.056.56.4201.65	Rp431.107.63.4788.34	Rp586.698.79.8342.52	Rp328.323.228.9.69.60	Rp522.161.762.3.68.05	Rp4.849.789.812.825.19	Rp5.653.938.156.214.07	Rp3.855.203.051.882.02	Rp3.783.163.647.350.84	Rp3.842.586.411.976.19	18,13%	17,33%	15,22%	9,13%	14,37%
11	DKJ JAKARTA	Rp1.418.608.867.643.00	Rp1.151.927.779.590.00	Rp3.173.223.520.823.00	Rp6.865.827.016.779.00	Rp8.808.194.842.704.00	Rp61.410.121.85.1157.00	Rp64.938.363.68.203.00	Rp52.088.133.62.8102.00	Rp61.619.040.16.0565.00	Rp64.865.121.22.0296.00	22,99%	17,79%	6,09%	11,14%	13,58%
12	JAWA BARAT	Rp3.148.847.263.523.39	Rp2.530.347.342.501.00	Rp1.672.906.514.870.00	Rp2.045.428.563.53.89	Rp2.419.138.025.661.00	Rp33.333.824.96.1838.39	Rp38.833.086.12.6316.50	Rp38.127.531.74.9300.00	Rp37.470.910.43.7084.00	Rp32.774.222.38.6733.00	9,44%	7,06%	4,39%	5,46%	7,38%
13	JAWA TENGAH	Rp1.681.752.306.568.00	Rp2.099.719.124.860.00	Rp996.994.50.5160.00	Rp1.447.420.411.245.00	Rp1.133.641.630.081.00	Rp24.478.632.55.7339.00	Rp26.151.002.84.2457.00	Rp24.653.740.34.9991.00	Rp25.843.800.19.3834.00	Rp23.840.240.49.7465.00	6,87%	8,03%	3,89%	5,60%	7,16%
14	YOGYAKARTA	Rp1.132.827.783.577.34	Rp1.035.203.185.884.85	Rp940.633.92.4311.64	Rp654.839.728.7.47.39	Rp704.882.049.0.66.74	Rp5.296.403.530.714.14	Rp5.544.650.430.3302.00	Rp5.433.180.699.355.67	Rp5.530.173.461.667.19	Rp5.449.935.625.663.56	23,39%	18,67%	17,31%	11,84%	12,93%
15	JAWA TIMUR	Rp2.840.552.249.709.06	Rp2.770.973.973.023.11	Rp1.904.456.949.350.00	Rp1.969.930.805.388.69	Rp2.505.994.499.095.52	Rp30.602.093.02.1.860.80	Rp25.939.668.270.716.10	Rp26.077.913.466.897.28	Rp33.882.938.32.9405.50	Rp31.502.993.06.0390.70	9,26%	10,68%	7,30%	5,82%	7,95%
16	BANTEN	Rp1.362.550.904.273.36	Rp1.379.319.913.260.58	Rp994.255.67.1.905.66	Rp1.297.233.609.176.00	Rp1.600.220.698.204.00	Rp9.928.19.311.365.31	Rp8.380.271.881.359.69	Rp8.042.075.185.601.93	Rp11.600.630.54.0290.00	Rp11.278.684.48.4.863.00	13,64%	16,52%	12,36%	11,12%	14,72%
17	BALI	Rp440.710.16.236.40	Rp566.754.50.2359.04	Rp458.448.88.7165.83	Rp839.010.470.0.16.80	Rp1.423.064.568.386.86	Rp5.968.547.032.281.81	Rp6.518.133.866.332.41	Rp6.358.121.475.291.65	Rp6.270.667.217.666.29	Rp6.749.443.182.106.59	7,35%	8,54%	7,21%	13,38%	21,51%
18	NUSA TENGGARA BARAT	Rp991.887.04.633.69	Rp997.705.15.3598.00	Rp688.297.48.1036.00	Rp771.209.939.9.90.10	Rp1.133.667.766.855.00	Rp2.849.531.399.449.77	Rp4.141.58.519.514.76	Rp5.199.504.575.008.00	Rp5.545.143.797.894.91	Rp5.245.545.697.437.57	17,02%	13,01%	11,70%	13,91%	22,37%
19	NUSA TENGGARA TIMUR	Rp529.761.03.050.70	Rp788.224.25.5845.00	Rp1.626.785.278.414.80	Rp903.257.622.8.00.00	Rp1.216.802.446.597.34	Rp4.846.839.267.376.67	Rp5.277.064.650.987.40	Rp5.755.258.016.193.64	Rp5.508.767.906.132.69	Rp4.816.652.654.356.79	10,93%	15,13%	17,84%	16,40%	25,26%
20	KALIMANTAN BARAT	Rp676.487.48.050.70	Rp871.609.74.7356.21	Rp759.257.92.8664.00	Rp927.107.860.1.28.00	Rp1.003.966.698.357.78	Rp5.471.404.834.196.55	Rp5.677.397.310.139.45	Rp5.979.156.339.638.35	Rp6.303.146.996.599.88	Rp5.726.863.899.070.96	12,64%	15,35%	12,91%	14,71%	17,53%
21	KALIMANTAN TENGAH	Rp1.060.394.093.333.91	Rp1.293.574.792.335.57	Rp1.108.301.881.143.53	Rp872.462.667.9.35.12	Rp1.091.793.384.5959.01	Rp4.247.699.750.661.37	Rp6.041.42.623.787.95	Rp5.864.402.974.087.56	Rp4.947.533.691.272.38	Rp4.142.570.980.714.33	23,22%	25,54%	22,03%	19,03%	21,21%
22	KALIMANTAN SELATAN	Rp1.117.194.741.857.61	Rp1.495.877.794.542.73	Rp778.100.85.8405.14	Rp986.164.711.8.86.92	Rp1.070.308.780.570.50	Rp1.082.587.192.892.21	Rp6.034.774.789.998.33	Rp6.034.774.789.998.33	Rp6.034.774.789.998.33	Rp6.034.774.789.998.33	18,37%	21,35%	11,73%	14,86%	14,28%
23	KALIMANTAN TIMUR	Rp1.829.259.943.292.91	Rp1.307.915.521.798.59	Rp1.066.605.762.730.10	Rp1.544.065.189.714.92	Rp1.980.010.052.207.62	Rp4.207.057.063.690.99	Rp1.107.618.50.930.60	Rp5.128.504.642.278.23	Rp10.733.529.42.2431.40	Rp12.891.745.83.3367.70	19,57%	10,61%	11,43%	14,12%	15,98%
24	KALIMANTAN UTARA	Rp677.663.34.9343.88	Rp571.371.72.4034.81	Rp665.170.89.4034.81	Rp290.000.388.8.68.39	Rp498.619.274.3.67.07	Rp2.823.881.155.459.48	Rp2.416.478.351.689.54	Rp2.002.121.696.508.63	Rp2.772.645.890.287.06	Rp2.523.577.991.131.02	27,20%	23,48%	24,82%	16,48%	19,45%
25	SULAWESI UTARA	Rp721.402.64.3237.00	Rp988.366.93.7288.00	Rp1.090.984.965.420.00	Rp1.011.253.909.110.00	Rp938.966.382.2.72.71	Rp3.658.101.961.037.95	Rp4.156.494.291.530.00	Rp4.501.905.708.338.00	Rp4.353.119.324.432.00	Rp3.898.754.102.783.84	19,73%	21,61%	24,23%	23,84%	21,22%
26	SULAWESI TENGAH	Rp499.780.93.4224.67	Rp836.619.82.7526.07	Rp665.439.89.1.930.95	Rp501.011.619.4.42.16	Rp672.282.123.0.75.52	Rp3.628.013.037.630.17	Rp4.098.771.219.451.17	Rp4.281.057.917.890.90	Rp4.339.507.807.931.43	Rp4.825.333.666.427.41	12,67%	20,41%	15,54%	11,54%	12,79%
27	SULAWESI SELATAN	Rp1.081.805.775.660.77	Rp989.490.76.8396.07	Rp1.185.023.369.928.10	Rp1.492.719.789.007.90	Rp1.003.866.806.729.27	Rp9.322.152.987.944.74	Rp9.491.447.901.635.93	Rp9.860.089.214.540.49	Rp10.167.278.35.7981.30	Rp8.988.791.076.580.42	11,60%	10,21%	11,97%	14,36%	12,29%
28	SULAWESI TENGGARA	Rp795.197.25.2263.00	Rp1.194.738.481.989.00	Rp1.048.329.083.953.00	Rp1.246.702.023.310.00	Rp1.599.962.654.743.00	Rp3.886.474.436.543.00	Rp4.126.549.681.525.05	Rp4.194.430.219.113.00	Rp4.995.870.207.049.00	Rp4.862.530.576.022.00	22,17%	28,94%	24,97%	27,73%	32,80%
29	GORONTALO	Rp280.499.51.3762.54	Rp280.120.72.7914.31	Rp199.795.68.4855.36	Rp156.245.849.71.48	Rp318.331.031.1.07.98	Rp1.828.164.979.479.98	Rp1.899.488.991.538.72	Rp1.804.503.378.713.17	Rp1.866.246.072.482.85	Rp1.827.925.731.695.20	15,34%	14,44%	11,07%	9,45%	16,34%
30	SULAWESI BARAT	Rp311.974.75.1003.32	Rp344.548.441.1328.90	Rp347.276.40.9290.70	Rp401.087.597.7.62.42	Rp47.548.546.8.41.00	Rp1.746.622.067.295.98	Rp2.000.20.015.384.00	Rp1.989.564.784.50.06	Rp1.986.539.100.172.19	Rp2.089.718.217.229.29	18,43%	18,16%	17,45%	20,28%	26,20%
31	MALUKU	Rp601.514.65.865.65	Rp543.819.89.7495.19	Rp591.452.17.7101.71	Rp1.003.241.925.079.00	Rp561.815.853.4.61.00	Rp3.068.953.726.796.53	Rp2.974.061.950.245.45	Rp3.008.048.650.665.53	Rp4.038.593.836.879.24	Rp3.316.141.874.420.40	19,60%	18,29%	19,66%	24,84%	16,94%
32	MALUKU UTARA	Rp513.352.28.6714.60	Rp71.207.23.5413.26	Rp71.207.23.5413.26	Rp71.207.23.5413.26	Rp821.980.010.2.16.28	Rp888.288.781.6.69.33	Rp2.478.771.027.417.69	Rp4.671.499.985.302.96	Rp2.982.410.817.028.84	Rp2.982.410.817.028.84	21,05%	25,26%	21,57%	27,47%	26,57%
33	PAPUA	Rp1.918.505.294.717.1	Rp2.226.451.423.150.79	Rp683.209.38.0784.20	Rp1.110.173.579.615.73	Rp2.033.333.805.456.66	Rp15.186.886.93.8730.00	Rp14.221.075.43.240.60	Rp12.000.997.65.660.60	Rp14.033.406.46.2855.80	Rp11.654.057.53.5185.80	14,55%	16,66%	6,66%	7,51%	17,72%
34	PAPUA BARAT	Rp1.539.271.668.428.00	Rp1.757.883.373.816.00	Rp1.543.170.851.040.00	Rp2.435.058.134.558.38	Rp1.298.753.599.029.69	Rp6.947.065.392.851.36	Rp9.369.298.181.082.14	Rp9.346.946.226.430.00	Rp8.040.529.963.116.77	Rp7.536.640.015.209.39	22,16%	18,97%	15,83%	30,28%	29,17%

## Tabulasi Data Solvabilitas

No.	Provinsi	Total Aset					Total Utang					Ratio (%)				
		2018	2019	2020	2021	2022	2018	2019	2020	2021	2022	2018	2019	2020	2021	2022
1	ACEH	Rp2.072.598 327.197,90	Rp2.454.541 537.454,50	Rp2.203.837 327.223,20	Rp2.1.681.790 344.624,20	Rp2.370.737 34.101.352,34 0031,90	Rp3.370.737 047.419,80	Rp2.745.018.328.61 4,29	Rp1.037.487.998.85 6,06	Rp510.075.64 9.403,62	Rp 995.981.396.943,91	7,12	10,37	9,97	61,29	57,22
2	SUMATERA UTARA	Rp19.986.198 193.061,00	Rp18.616.601 437.549,50	Rp17.694.490 381.578,60	Rp18.825.016 385.400,90	Rp 22.718.837,46 0.869,60	Rp1.598.701 887.786,59	Rp481.658.220.742, 27	Rp1.563.986.566.79 6,97	Rp 2.174.971.966.533, 79	12,50	38,65	11,31	12,32	10,45	
3	SUMATERA BARAT	Rp10.618.211 428.227,00	Rp10.896.093 672.232,80	Rp10.661.142 348.895,90	Rp11.299.270 317.188,80	Rp 11.827.099,11 1.680,20	Rp293.281.94 4.852,30	Rp289.469.831.446, 49	Rp382.136.934.823, 28	Rp407.122.18 2.208,96	Rp 298.700.807.560,88	36,20	37,64	27,90	27,75	39,60
4	RIAU	Rp12.208.806 712.106,70	Rp13.062.037 986.675,40	Rp13.046.060 172.047,20	Rp12.661.359 389.879,40	Rp 32.911.234,65 3.880,20	Rp327.301.573.206, 65	Rp234.272.884.343, 43	Rp234.272.884.343, 43	Rp134.292.01 3.300,66	Rp 473.293.303.093,56	134,62	101,01	141,06	103,92	69,58
5	JAMBI	Rp8.485.832 883.828,62	Rp8.941.719 907.774,87	Rp9.058.798 239.794,03	Rp9.429.828 339.382,78	Rp9.966.114.108 838,85	Rp445.044.32 3.196,12	Rp411.030.632.725, 79	Rp389.279.172.269, 92	Rp381.763.64 2.325,37	Rp 484.743.302.036,40	19,09	21,75	23,27	24,96	20,56
6	SUMATERA SELATAN	Rp22.915.930 480.903,10	Rp25.872.032 637.496,30	Rp11.981.191 346.614,10	Rp13.308.080 322.030,90	Rp 13.307.725 165.905,70	Rp305.072.146.592, 19	Rp852.301.096.596, 92	Rp1.449.569 1.318.710.997.409, 26	Rp 292.272,20	17,52	84,81	37,52	22,98	26,73	
7	BENGKULU	Rp5.734.571 413.715,43	Rp6.051.561 499.845,68	Rp5.345.376 391.901,44	Rp6.609.689 102.653,30	Rp 6.726.011.494 982,66	Rp292.388.56 4.960,22	Rp433.016.136.652, 54	Rp418.341.140.36, 06	Rp352.150.11 0.791,95	Rp 194.175.701.937,79	19,00	14,00	14,93	18,77	34,64
8	LAMPUNG	Rp8.885.680 474.126,49	Rp7.102.652 981.297,49	Rp11.231.997 703.177,70	Rp11.837.217 428.112,60	Rp 12.262.486,03 0.538,30	Rp1.269.515 207.876,75	Rp1.102.185.690.54 7,03	Rp873.388.365.230, 16	Rp99.971.26 6.315,71	Rp 949.130.280.317,28	7,00	8,81	12,86	12,33	12,94
9	KEP. BANKA BELITUNG	Rp4.254.552 715.678,37	Rp4.456.674 815.376,42	Rp4.465.483 911.765,08	Rp5.051.728 244.560,45	Rp 5.733.136.256 393,65	Rp223.874.89 2.226,72	Rp144.298.700.380, 50	Rp118.818.903.636, 52	Rp300.808.96 7.286,00	Rp 431.450.910.767,57	19,00	30,89	37,58	14,00	13,29
10	KEP. RIAU	Rp5.916.976 292.334,79	Rp6.455.425 809.977,81	Rp6.492.351 536.526,48	Rp6.642.694 830.371,69	Rp 7.196.443.663 679,20	Rp300.001.92 0.391,35	Rp417.140.756.099, 05	Rp459.425.971.449, 05	Rp432.851.00 5.479,31	Rp 652.518.466.827,10	19,53	15,48	14,13	12,95	11,03
11	DKI JAKARTA	Rp2.902.43 9.208.000,00	Rp57.155.08 9.689.488,00	Rp520.360.89 9.966.272,00	Rp544.504.58 9.984.676,00	Rp 684.976.321,6 06.342,00	Rp6.648.589 188.882,00	Rp10.582.694.275.1 17,00	Rp15.107.695.822.2 17,00	Rp19.975.312 518.107,00	Rp 19.426.434.755.048 00	76,32	48,87	34,44	27,26	35,26
12	JAWA BARAT	Rp9.334.503 039.638,60	Rp40.724.440 711.738,30	Rp38.609.678 742.971,10	Rp42.011.052 825.964,80	Rp 45.684.213,29 8.439,60	Rp412.395.71 8.371,46	Rp445.502.345.419, 13	Rp2.020.246.834.98 8,59	Rp4.009.786 893.567,74	Rp 4.009.636.322.460, 00	95,38	91,41	19,11	10,32	11,40
13	JAWA TENGAH	Rp56.382.807 567.907,40	Rp77.501.196 795.380,50	Rp72.223.304 391.625,30	Rp79.291.945 337.213,10	Rp 40.275.286,75 2.810,40	Rp470.345.88 1.167,59	Rp399.197.714.864, 20	Rp824.663.799.218, 45	Rp381.270.06 8.724,08	Rp 338.699.949.467,91	77,35	93,94	45,14	102,52	118,91
14	YOGYAKAR TA	Rp9.135.260 144.513,79	Rp10.384.581 387.538,70	Rp11.335.536 376.401,00	Rp11.999.264 977.184,20	Rp 12.567.154,85 5.441,40	Rp39.281.990 195,66	Rp41.219.264.667.6 1	Rp44.849.799.128.6 1	Rp48.687.380 766,56	Rp 39.139.944.302,83	232,56	251,94	282,74	246,46	321,1
15	JAWA TIMUR	Rp40.152.357 354.190,90	Rp41.619.420 483.915,10	Rp41.930.873 376.718,80	Rp43.627.733 444.024,70	Rp 50.565.946,07 9.141,40	Rp1.518.926 378.459,73	Rp837.245.314.941, 11	Rp786.498.445.704, 09	Rp710.737.56 6.788,71	Rp 698.095.611.062,11	26,43	49,71	53,31	61,38	72,44
16	BANTEN	Rp17.096.535 268.555,50	Rp16.856.710 689.481,30	Rp18.739.257 656.000,00	Rp19.532.116 588.324,00	Rp 20.182.286,65 4.632,00	Rp268.978.51 4.736,66	Rp257.524.377.062, 71	Rp2.008.280.875.33 0,83	Rp 1.681.515.546 479,00	Rp 1.513.017.245.27,1 0	63,56	65,46	9,15	11,62	13,29
17	BALI	Rp10.426.548 615.357,40	Rp10.880.377 340.757,60	Rp10.555.561 594.477,10	Rp11.944.020 838.850,50	Rp 13.109.579,83 2.377,00	Rp156.762.31 4.144,18	Rp168.312.000.949, 02	Rp160.015.626.310, 79	Rp1.426.567 618.08,73	Rp 1.918.450.086.845, 55	66,51	64,65	65,72	8,37	6,83
18	NUSA TENGGARA BARAT	Rp12.517.162 634.762,40	Rp12.666.838 681.298,90	Rp12.807.648 579.302,90	Rp13.273.313 581.472,90	Rp 14.048.348,05 5.281,90	Rp194.562.28 4.044,33	Rp55.552.968.543.4 2	Rp280.780.319.501, 57	Rp685.054.09 8.771,00	Rp 1.376.195.156.247, 68	64,33	228,01	45,77	19,38	10,20
19	NUSA TENGGARA TIMUR	Rp7.518.032 730.629,98	Rp10.148.346 887.827,31	Rp9.780.730 344.942,22	Rp10.875.133 634.376,80	Rp 11.663.434,64 7.930,70	Rp105.245.95 2.223,70	Rp56.929.422.909.4 2	Rp228.479.309.224, 38	Rp644.414.20 8.027,47	Rp 1.267.002.282.37,1 77	71,10	160,70	42,81	16,95	9,21
20	KALIMANTAN BARAT	Rp11.394.528 632.394,90	Rp12.131.138 622.266,50	Rp12.257.094 214.802,40	Rp13.409.633 233.870,30	Rp 14.808.747,12 8.219,10	Rp230.869.49 4.693,33	Rp245.881.765.726, 36	Rp185.353.448.442, 36	Rp137.294.39 4.437,43	Rp 200.517.036.692,21	49,35	49,35	67,58	97,67	50,97
21	KALIMANTAN TENGAH	Rp11.501.190 393.749,90	Rp11.590.190 393.749,90	Rp11.038.316 316.776,80	Rp12.813.587 320.314,90	Rp 12.253.113,70 9.132,50	Rp200.376.76 9.789,74	Rp284.694.817.751, 84	Rp317.895.513.003, 00	Rp418.775.24 8.551,96	Rp 604.985.305.229,64	42,82	39,18	34,71	30,60	30,42
22	KALIMANTAN SELATAN	Rp17.193.797 751.773,00	Rp18.539.199 574.940,70	Rp18.485.483 388.359,40	Rp18.893.414 368.193,00	Rp 21.001.152,49 0.153,80	Rp1.664.671, 797.133,09	Rp1.463.128.807.08 4,20	Rp1.542.865.787.83 6,38	Rp1.683.473, 388.693,90	Rp 1.562.652.305.281, 60	16,15	12,67	11,98	11,22	13,64
23	KALIMANTAN TIMUR	Rp33.931.464 699.550,10	Rp33.873.079 691.254,60	Rp34.615.190 691.254,60	Rp33.527.012 641.020,00	Rp 38.369.984,29 6.412,00	Rp1.918.335 07.888,77	Rp1.997.838.834.22 0,00	Rp2.422.453.007.95 4,30	Rp1.631.633, 729.557,13	Rp 1.221.831.085.201, 26	17,69	16,95	14,29	30,55	31,40
24	KALIMANTAN UTARA	Rp7.799.273 545.967,49	Rp7.178.614 584.677,97	Rp7.308.713 185.065,45	Rp7.536.133 708.793,09	Rp 7.771.811,608 1.06,47	Rp511.277.69 9.662,20	Rp433.244.097.794, 06	Rp429.111.039.905, 57	Rp436.147.55 8.547,29	Rp 256.879.686.088,83	13,30	16,57	17,03	17,28	30,25
25	SULAWESI UTARA	Rp7.774.125 999.887,80	Rp9.225.865 303.969,96	Rp9.935.212 693.010,32	Rp10.582.394 189.122,40	Rp 11.044.675,94 1.221,80	Rp157.213.81 6.288,69	Rp241.388.260.341, 45	Rp1.235.348.757.38 6,09	Rp1.807.652, 300.781,00	Rp 1.800.476.237.586, 79	49,45	38,22	8,04	5,85	6,13
26	SULAWESI TENGAH	Rp5.302.997 696.496,89	Rp6.115.056 382.683,46	Rp7.159.198 685.233,42	Rp6.908.588 607.881,54	Rp 7.376.522,819 1.68,33	Rp63.266.382 386,25	Rp102.430.254.139, 19	Rp118.013.807.795, 88	Rp165.531.00 4.152,52	Rp 195.001.136.139,55	83,82	59,70	60,66	39,32	37,83
27	SULAWESI SELATAN	Rp15.097.576 278.576,10	Rp17.870.554 186.244,50	Rp19.636.742 436.620,00	Rp20.902.452 544.526,50	Rp 19.335.917,21 7.559,60	Rp543.898.18 4.212,81	Rp488.644.243.032, 28	Rp1.928.633.014.82 7,86	Rp1.807.652, 300.781,00	Rp 1.898.913.410.461, 51	27,76	36,57	101,8	11,56	10,18
28	SULAWESI TENGGARA	Rp9.969.851 312.761,14	Rp10.808.634 473.973,00	Rp11.519.140 238.331,90	Rp13.254.413 167.336,90	Rp 14.378.579,46 8.941,20	Rp384.400.32 4.401,16	Rp440.643.713.845, 31	Rp633.698.873.802, 90	Rp1.366.524, 267.824,75	Rp 1.590.662.470.016, 53	25,94	24,53	18,18	9,71	9,04
29	GORONTALO	Rp2.282.380 794.787,45	Rp2.326.599 624.658,46	Rp2.445.592 113.803,81	Rp2.538.966 358.552,39	Rp 2.676.996,264 387,18	Rp58.869.280 7	Rp71.965.132.927.6 3	Rp78.673.658.937.2 0	Rp70.285.293 821,33	Rp 159.616.942.331,87	38,77	32,33	31,09	36,12	16,73
30	SULAWESI BARAT	Rp2.788.028 500.640,20	Rp2.912.922 635.558,37	Rp2.975.668 445.618,43	Rp3.149.095 572.686,31	Rp 3.341.132,636 287,71	Rp230.962.08 3.249,82	Rp184.723.900.691, 45	Rp182.391.164.307, 67	Rp241.015.05 4.001,06	Rp 355.349.599.078,80	11,94	15,77	16,31	13,07	9,41
31	MALIKU	Rp5.044.021 303.764,70	Rp5.188.783 337.332,92	Rp5.799.738 610.056,32	Rp6.511.969 943.448,61	Rp 6.691.296,783 236,09	Rp380.025.21 2.579,27	Rp196.316.949.580, 10	Rp294.698.355.838, 00	Rp829.822.40 6.553,89	Rp 800.912.955.471,99	14,38	26,43	19,68	7,85	7,77
32	MALIKU UTARA	Rp4.340.084 218.456,19	Rp4.844.402 472.833,62	Rp5.270.648 831.467,25	Rp5.752.478 625.035,73	Rp 6.177.828,386 398,30	Rp136.739.37 3.138,07	Rp106.405.844.952, 72	Rp234.385.616.615, 40	Rp406.646.61 4.739,13	Rp 946.444.746.443,63	31,01	45,53	23,47	14,15	6,53
33	PAPUA	Rp11.489.981 303.764,70	Rp24.576.501 768.958,70	Rp24.020.097 564.148,20	Rp22.224.874 553.361,00	Rp 23.612.100,67 4.804,90	Rp991.304.96 8.401,16	Rp252.405.058.446, 02	Rp257.061.126.940, 02	Rp 9.440,29	Rp 149.638.006.351,25	34,47	97,37	95,46	150,15	157,79
34	PAPUA BARAT	Rp12.033.192 394.075,30	Rp15.684.236 325.88													

## Tabulasi Data Derajat Desentralisasi

No.	Provinsi	PAD					Total Pendapat					Ratio (%)				
		2018	2019	2020	2021	2022	2018	2019	2020	2021	2022	2018	2019	2020	2021	2022
1	ACIH	Rp2.505.887.509.031.12	Rp2.505.887.509.031.12	Rp2.570.775.877.183.15	Rp2.505.887.509.031.12	Rp2.505.887.509.031.12	Rp14.427.783.075.966.00	Rp15.782.800.901.652.10	Rp14.439.920.557.021.10	Rp13.948.388.273.436.10	Rp13.713.584.703.595.00	17,37%	15,91%	17,80%	17,97%	21,27%
2	SUMATERA UTARA	Rp6.402.714.866.506.57	Rp6.402.714.086.506.57	Rp5.531.237.378.774.99	Rp6.402.714.086.506.57	Rp7.286.018.251.932.51	Rp12.703.058.587.903.00	Rp13.079.598.635.469.30	Rp12.916.359.750.490.00	Rp14.034.036.626.478.50	Rp12.594.412.888.861.50	50,40%	48,95%	42,82%	45,62%	57,63%
3	SUMATERA BARAT	Rp2.551.899.163.309.89	Rp2.551.899.163.309.89	Rp2.285.072.985.427.41	Rp2.551.899.163.309.89	Rp2.851.966.014.892.60	Rp6.292.287.631.025.90	Rp6.900.337.204.884.19	Rp6.364.065.756.244.41	Rp6.706.053.462.904.89	Rp6.120.022.203.347.60	40,56%	39,93%	35,43%	38,05%	46,52%
4	RIAU	Rp4.090.468.301.434.84	3.588.210.588.339.07	3.331.176.032.497.57	Rp4.090.468.301.434.84	Rp4.696.769.079.510.17	Rp8.478.991.024.966.45	Rp8.703.232.610.193.07	Rp8.622.824.848.906.67	Rp9.383.001.507.905.44	Rp8.818.669.764.115.17	47,77%	40,88%	38,66%	43,17%	53,26%
5	JAMBI	Rp1.843.431.186.533.03	Rp1.843.431.186.533.03	Rp1.535.483.487.238.34	Rp1.843.431.186.533.03	Rp2.163.585.918.707.36	Rp4.412.464.565.281.27	Rp4.575.192.849.736.53	Rp4.800.624.372.119.46	Rp4.725.724.403.283.03	Rp4.705.588.357.947.30	41,78%	40,29%	34,89%	39,01%	45,98%
6	SUMATERA SELATAN	Rp3.865.463.833.085.17	Rp3.865.463.033.085.17	Rp3.275.100.984.945.17	Rp3.865.463.033.085.17	Rp4.930.954.855.407.34	Rp9.141.371.295.099.79	Rp9.280.742.072.418.62	Rp9.278.520.000.062.03	Rp9.611.291.244.667.17	Rp10.036.955.961.132.20	42,29%	41,65%	36,38%	40,22%	49,13%
7	BENGKULU	Rp984.420.164.399.73	Rp984.420.164.399.73	Rp712.345.548.601.91	Rp984.420.164.399.73	Rp1.088.415.649.576.20	Rp2.851.808.282.196.75	Rp2.934.057.941.393.87	Rp2.786.978.036.203.79	Rp3.051.751.882.802.73	Rp2.953.745.600.516.20	34,52%	33,55%	25,56%	32,26%	36,85%
8	LAMPUNG	Rp3.249.669.347.265.05	Rp3.249.669.347.265.05	Rp2.842.286.479.075.05	Rp3.249.669.347.265.05	Rp3.678.302.294.580.71	Rp7.088.983.642.603.13	Rp7.266.953.438.827.88	Rp7.019.319.471.883.36	Rp7.469.469.346.020.65	Rp6.836.669.972.193.71	45,78%	44,72%	40,49%	43,51%	53,80%
9	KEP. BANGKA BELITUNG	Rp895.763.128.991.25	Rp895.763.128.991.25	Rp683.432.674.809.47	Rp895.763.128.991.25	Rp1.094.473.839.965.10	Rp2.556.977.711.924.35	Rp2.694.205.699.655.07	Rp2.405.260.307.097.81	Rp2.708.948.673.048.25	Rp2.881.466.011.892.10	35,03%	33,25%	28,41%	33,07%	37,84%
10	KEP. RIAU	Rp1.375.770.280.701.47	Rp1.375.770.280.701.47	Rp1.195.637.693.103.326	Rp1.375.770.280.701.47	Rp1.675.729.889.079.95	Rp3.500.007.224.302.80	Rp3.939.451.048.378.32	Rp3.514.310.183.325.26	Rp3.809.875.862.443.47	Rp3.918.136.263.135.95	39,21%	34,92%	34,02%	36,11%	42,77%
11	DKIJAKARTA	Rp41.606.307.486.630.00	Rp41.606.307.486.630.00	Rp37.414.754.711.910.00	Rp41.606.307.486.630.00	Rp45.608.404.729.500.00	Rp61.235.824.747.633.00	Rp62.300.679.833.000.00	Rp55.887.004.237.720.00	Rp65.567.009.199.000.00	Rp72.900.479.172.308.00	67,94%	66,78%	66,95%	63,46%	67,78%
12	JAWA BARAT	Rp20.333.679.966.126.30	Rp20.333.679.966.126.30	Rp18.521.882.178.042.30	Rp20.333.679.966.126.30	Rp22.349.622.323.597.00	Rp33.919.922.632.347.00	Rp36.037.894.762.460.00	Rp34.504.873.224.918.30	Rp36.991.873.224.918.30	Rp33.236.110.512.395.00	59,95%	56,42%	53,68%	54,97%	69,95%
13	JAWA TENGAH	Rp4.695.474.898.162.00	Rp4.695.474.898.162.00	Rp4.695.474.898.162.00	Rp4.695.474.898.162.00	Rp6.266.418.853.852.00	Rp24.702.718.190.582.00	Rp25.899.780.137.916.00	Rp25.393.735.934.163.00	Rp26.633.000.085.949.00	Rp24.107.634.624.132.00	59,49%	56,83%	53,83%	55,28%	67,30%
14	YOGYAKARTA	Rp1.900.923.074.881.46	Rp1.900.923.074.881.46	Rp1.876.706.829.354.71	Rp1.900.923.074.881.46	Rp2.260.431.316.669.26	Rp5.443.179.144.512.93	Rp5.998.357.232.440.50	Rp5.611.510.924.299.71	Rp5.703.100.309.342.23	Rp5.531.044.651.402.30	34,92%	32,23%	33,44%	33,33%	40,92%
15	JAWA TIMUR	Rp18.935.888.5925.145.60	Rp18.935.888.5925.145.60	Rp17.950.996.508.010.00	Rp18.935.888.5925.145.60	Rp21.266.481.207.715.70	Rp31.939.873.794.425.00	Rp31.455.209.327.986.50	Rp31.631.024.771.618.20	Rp34.280.709.120.318.00	Rp31.904.776.417.444.00	59,29%	56,60%	56,75%	55,24%	66,63%
16	BANTEN	Rp7.010.370.228.687.00	Rp7.010.370.228.687.00	Rp5.906.535.160.351.86	Rp7.010.370.228.687.00	Rp8.203.139.526.542.00	Rp10.320.346.313.897.00	Rp11.201.873.129.053.00	Rp10.334.116.251.227.00	Rp11.623.305.653.590.00	Rp11.205.654.716.542.00	67,93%	62,58%	57,16%	60,31%	73,21%
17	BALI	Rp3.117.070.812.473.70	Rp3.117.070.812.473.70	Rp3.089.471.217.923.76	Rp3.117.070.812.473.70	Rp3.861.191.406.840.23	Rp6.256.467.608.393.44	Rp6.645.538.871.169.59	Rp5.718.339.699.614.76	Rp5.923.153.297.394.76	Rp5.885.778.601.466.34	49,80%	46,90%	53,88%	52,63%	65,64%
18	NUSA TENGGARA BARAT	Rp1.888.456.286.095.61	Rp1.888.456.286.095.61	Rp1.815.900.092.106.42	Rp1.888.456.286.095.61	Rp2.292.065.832.374.77	Rp4.941.244.974.628.53	Rp5.107.727.488.242.00	Rp5.174.293.221.665.42	Rp5.328.932.790.707.00	Rp5.302.613.771.985.77	38,22%	36,33%	35,09%	35,45%	43,23%
19	NUSA TENGGARA TIMUR	Rp1.238.052.648.883.51	Rp1.238.052.648.883.51	Rp1.166.570.966.936.49	Rp1.238.052.648.883.51	Rp1.363.737.981.851.23	Rp4.781.089.962.593.22	Rp5.354.992.406.676.30	Rp4.166.543.383.140.08	Rp5.312.446.872.608.51	Rp4.426.473.622.255.23	25,89%	23,12%	28,00%	23,30%	30,81%
20	KALIMANTAN BARAT	Rp2.607.322.119.826.13	Rp2.607.322.119.826.13	Rp2.154.145.653.806.13	Rp2.607.322.119.826.13	Rp3.217.812.121.331.21	Rp5.600.008.614.040.03	Rp5.939.753.156.803.85	Rp5.665.113.367.860.08	Rp6.431.288.413.189.13	Rp6.103.473.493.098.23	44,80%	42,21%	38,02%	38,99%	52,72%
21	KALIMANTAN TENGAH	Rp1.851.575.071.028.73	Rp1.851.575.071.028.73	Rp1.570.137.570.176.27	Rp1.851.575.071.028.73	Rp2.523.597.744.203.57	Rp4.678.167.675.829.01	Rp4.959.011.295.430.00	Rp4.707.014.514.749.34	Rp4.199.634.633.666.73	Rp4.566.828.340.418.07	39,58%	37,33%	32,94%	35,61%	46,16%
22	KALIMANTAN SELATAN	Rp3.564.914.942.945.32	Rp3.564.914.942.945.32	Rp2.840.843.541.480.12	Rp3.564.914.942.945.32	Rp4.558.042.127.436.30	Rp6.592.642.996.631.70	Rp6.756.797.304.944.04	Rp6.487.758.292.203.12	Rp6.623.086.492.762.22	Rp8.155.969.924.194.30	54,07%	52,76%	43,78%	53,83%	55,89%
23	KALIMANTAN TIMUR	Rp6.111.918.272.284.27	Rp6.111.918.272.284.27	Rp5.289.252.781.584.58	Rp6.111.918.272.284.27	Rp6.897.262.540.297.73	Rp10.669.542.801.846.20	Rp11.775.086.446.200.00	Rp10.133.115.629.660.00	Rp10.221.412.967.274.00	Rp16.804.693.779.012.70	57,28%	51,91%	52,20%	59,80%	53,54%
24	KALIMANTAN UTARA	Rp677.803.23.304.94	Rp677.803.23.304.94	Rp576.666.133.462.55	Rp677.803.23.304.94	Rp815.664.888.996.50	Rp2.420.619.929.089.84	Rp2.610.072.420.323.87	Rp2.435.451.734.804.50	Rp2.609.901.844.013.92	Rp2.731.491.817.451.90	28,00%	25,97%	22,90%	25,97%	29,86%
25	SULAWESI UTARA	Rp1.310.528.740.581.31	Rp1.310.528.740.581.31	Rp1.125.317.288.015.59	Rp1.310.528.740.581.31	Rp1.464.716.908.806.24	Rp3.779.781.721.312.74	Rp3.940.225.840.202.67	Rp3.690.999.513.207.59	Rp3.958.016.296.497.31	Rp3.726.578.804.936.24	34,67%	33,26%	30,49%	33,11%	39,30%
26	SULAWESI TENGAH	Rp1.494.246.273.498.51	Rp1.494.246.273.498.51	Rp1.122.670.398.589.07	Rp1.494.246.273.498.51	Rp1.559.706.290.296.45	Rp3.881.148.079.297.17	Rp4.128.153.120.869.78	Rp4.193.329.087.130.07	Rp4.695.680.785.591.80	Rp4.895.091.891.702.45	38,50%	36,20%	26,77%	31,82%	31,86%
27	SULAWESI SELATAN	Rp4.469.113.381.188.82	Rp4.469.113.381.188.82	Rp3.890.209.264.438.42	Rp4.469.113.381.188.82	Rp4.865.939.663.141.11	Rp9.252.221.942.175.40	Rp9.573.910.361.960.70	Rp9.365.471.515.325.67	Rp10.009.403.475.584.00	Rp9.992.799.689.251.16	48,30%	46,68%	41,54%	44,65%	54,11%
28	SULAWESI TENGGARA	Rp1.373.793.224.628.50	Rp1.373.793.224.628.50	Rp1.017.138.016.007.18	Rp1.373.793.224.628.50	Rp1.419.667.152.161.09	Rp3.785.862.278.471.55	Rp4.166.643.383.146.08	Rp4.012.338.036.317.18	Rp4.529.241.153.804.50	Rp4.497.953.162.940.09	36,29%	32,97%	25,35%	30,33%	31,56%
29	GORONTALO	Rp510.884.032.686.52	Rp510.884.032.686.52	Rp414.861.388.271.92	Rp510.884.032.686.52	Rp510.337.364.773.85	Rp1.803.391.701.291.66	Rp1.941.076.769.545.85	Rp1.861.266.444.965.92	Rp1.972.986.602.791.52	Rp1.848.593.656.987.83	28,37%	26,32%	22,27%	25,89%	27,61%
30	SULAWESI BARAT	Rp407.996.514.740.15	Rp407.996.514.740.15	Rp346.864.756.506.00	Rp407.996.514.740.15	Rp457.963.283.703.79	Rp1.810.985.595.566.52	Rp2.016.619.598.492.74	Rp2.005.536.335.280.15	Rp2.024.671.075.786.41	Rp1.894.618.768.334.39	22,43%	20,05%	17,30%	20,15%	24,17%
31	MALIKU	Rp550.888.947.96.15	Rp550.888.947.96.15	Rp545.752.866.622.40	Rp550.888.947.96.15	Rp637.948.959.230.93	Rp3.074.744.815.077.62	Rp3.108.914.380.843.56	Rp3.045.632.245.458.40	Rp3.266.117.195.110.15	Rp2.915.154.472.447.95	17,91%	17,72%	17,92%	16,85%	21,88%
32	MALIKU UTARA	Rp552.347.64.463.29	Rp552.347.64.463.29	Rp472.291.164.463.01	Rp552.347.64.463.29	Rp779.211.797.125.54	Rp2.489.667.421.493.17	Rp2.688.174.460.293.17	Rp2.581.177.165.428.12	Rp2.876.941.984.755.12	Rp3.088.705.186.662.54	22,19%	20,55%	17,33%	19,20%	25,23%
33	PAPUA	Rp2.139.689.476.134.17	Rp2.139.689.476.134.17	Rp1.388.510.064.435.57	Rp2.139.689.476.134.17	Rp2.226.744.654.927.36	Rp13.489.981.203.647.00	Rp15.239.936.933.219.00	Rp13.030.852.042.529.30	Rp13.885.923.486.851.20	Rp11.040.101.123.904.00	15,86%	14,04%	10,66%	15,41%	20,17%
34	PAPUA BARAT	Rp459.243.073.550.30	Rp483.725.998.744.76	Rp483.725.998.744.76	Rp483.725.998.744.76	Rp483.725.998.744.76	Rp7.309.838.197.631.30	Rp11.339.763.889.678.80	Rp8.519.361.863.192.00	Rp7.327.020.310.448.66	Rp7.364.412.820.005.79	6,28%	4,27%	5,70%	6,61%	7,99%

## Tabulasi Data Rasio Efektivitas

No.	Provinsi	Realisasi Pendapatan					Anggaran Pendapatan					Rasio (%)				
		2018	2019	2020	2021	2022	2018	2019	2020	2021	2022	2018	2019	2020	2021	2022
1	ACEH	Rp14.427.783 075.738,60	Rp15.752.800.916 52,10	Rp14.439.920.557,0 21,80	Rp13.948.338.273,4 36,10	Rp13.713.584.703.506 90	Rp14.622.475.324.280 00	Rp15.692.775.230.941 00	Rp14.005.401.514.224 00	Rp13.864.978.453.942 00	Rp13.141.980.404.477 50	98,07%	100,38%	103,10%	100,60%	102,23%
2	SUMATERA UTARA	Rp12.701.088 287.890,90	Rp13.079.598.633,4 69,50	Rp12.916.339.740,4 90,90	Rp14.034.063.626,4 78,50	Rp12.944.412.688,861 50	Rp13.037.539.478.554 00	Rp14.034.339.344.970 00	Rp13.077.362.333.824 00	Rp13.687.035.662.525 00	Rp12.459.352.172.672 00	97,43%	93,20%	98,77%	102,54%	101,08%
3	SUMATERA BARAT	Rp6.262.287 631,925,00	Rp6.390.337.234,48 4,19	Rp6.364.065.756,24 4,41	Rp6.706.083.346,49 4,99	Rp12.944.023.203,247, 17	Rp6.464.256.196.560, 00	Rp6.607.003.065.730, 00	Rp6.421.814.751.636, 00	Rp6.652.314.674.092, 00	Rp6.175.628.018.883, 00	97,34%	96,72%	99,30%	100,81%	99,26%
4	RIAU	Rp8.478.991 103,966,15	Rp8.703.232.610,15 9,07	Rp8.622.824.448,90 6,57	Rp9.383.001.507,90 5,44	Rp8.818.669.764.115, 15	Rp9.236.880.300.120, 00	Rp9.426.063.995.934, 65	Rp8.736.933.522.998, 00	Rp9.183.690.915.424, 00	Rp8.948.201.160.414, 00	91,79%	92,31%	98,69%	102,17%	98,55%
5	JAMBI	Rp4.412.464 565,381,27	Rp4.878.192.849,73 6,33	Rp4.400.624.372,11 9,46	Rp4.725.724.403,28 3,03	Rp4.708.588.357,947, 36	Rp4.233.996.839.621, 44	Rp4.568.472.026.795, 78	Rp4.236.215.760.382, 00	Rp4.402.754.558.379, 00	Rp4.226.678.320.489, 00	104,21%	100,19%	105,37%	107,36%	108,53%
6	SUMATERA SELATAN	Rp9.141.371 395,099,79	Rp9.280.742.072,44 8,62	Rp9.278.520.000,00 2,03	Rp9.611.291.244,66 7,17	Rp10.056.955.960.132 70	Rp9.136.477.924.456, 14	Rp9.849.942.842.746, 55	Rp9.924.882.093.098, 75	Rp10.800.944.019.387 00	Rp10.634.451.400.140 00	99,60%	94,22%	93,89%	88,89%	94,88%
7	BENGKULU	Rp2.851.808 282,596,25	Rp2.934.067.941,39 3,87	Rp2.786.928.036,20 7,01	Rp3.051.751.862,80 2,73	Rp2.953.744.560.516, 20	Rp3.002.783.196.098, 00	Rp3.303.844.486.446, 63	Rp2.820.605.198.758, 00	Rp2.954.014.615.065, 00	Rp2.855.621.073.734, 00	94,57%	88,81%	98,81%	103,21%	103,44%
8	LAMPUNG	Rp7.098.983 642,603,13	Rp7.266.993.438,82 7,88	Rp7.019.919.471,88 3,36	Rp7.469.469.366,02 9,05	Rp6.836.946.972.193, 71	Rp7.238.916.843.959, 20	Rp7.371.432.528.025, 14	Rp7.244.171.975.972, 50	Rp7.538.150.772.889, 50	Rp6.915.251.441.290, 74	99,45%	98,58%	96,90%	99,09%	98,87%
9	KEP. BANGKA BELITUNG	Rp2.556.977 711,924,35	Rp2.694.205.659,65 5,07	Rp2.405.260.307,69 7,81	Rp2.708.948.673,04 8,25	Rp2.893.466.811.892, 10	Rp2.487.065.640.565, 87	Rp2.782.433.155.880, 37	Rp2.930.339.034.450, 47	Rp2.936.700.637.538, 00	Rp2.535.387.365.761, 00	102,81%	97,33%	94,13%	105,85%	114,55%
10	KEP. RIAU	Rp3.500.007 224,392,10	Rp3.939.451.004,37 8,26	Rp3.514.310.183,32 5,26	Rp3.809.875.862,44 3,47	Rp3.918.136.426.613, 95	Rp3.545.344.937.700, 55	Rp3.713.986.345.124, 40	Rp3.524.153.166.687, 40	Rp3.854.182.050.629, 00	Rp3.644.669.780.605, 00	98,72%	106,07%	99,72%	98,85%	107,50%
11	DKI JAKARTA	Rp61.228.824 347,633,00	Rp62.300.679.833,0 68,00	Rp55.887.004.237,7 27,00	Rp65.567.009.199,0 00,00	Rp67.290.479.172.308 00	Rp63.809.931.722.844 00	Rp74.997.497.375.481 00	Rp72.234.618.766.469 00	Rp65.209.106.040.795 00	Rp77.996.647.728.301 00	93,05%	83,07%	97,65%	100,55%	86,50%
12	JAWA BARAT	Rp33.019.022 102,347,30	Rp36.037.894.762,4 40,60	Rp34.504.275.705,3 18,30	Rp36.991.873.224,9 31,30	Rp32.261.110.512.395 00	Rp32.459.878.623 00	Rp37.118.512.463 00	Rp32.234.993.676.637 00	Rp32.235.136.037.724 00	Rp32.235.136.037.724 00	101,07%	108,79%	90,29%	102,41%	103,14%
13	JAWA TENGAH	Rp24.702.318 190,982,30	Rp25.899.780.137,4 36,00	Rp25.393.735.934,1 48,00	Rp26.633.000.085,9 63,00	Rp24.167.935.634.127 30	Rp24.815.550.076.000 00	Rp26.340.639.488.000 00	Rp26.255.251.903.000 00	Rp26.798.308.421.000 00	Rp24.129.013.356.000 00	99,54%	98,17%	96,72%	99,98%	100,16%
14	YOGYAKARTA	Rp5.443.179 144,523,95	Rp5.898.387.232,44 57,79	Rp5.611.510.932,29 9,71	Rp5.703.100.309,34 2,23	Rp5.311.194.851.402, 30	Rp5.393.544.029.997, 71	Rp5.713.924.255.502, 71	Rp5.558.125.044.792, 93	Rp5.674.896.535.689, 00	Rp5.489.017.061.741, 00	100,92%	103,23%	100,96%	100,50%	100,77%
15	JAWA TIMUR	Rp11.039.187 379,442,50	Rp13.455.209.420,79 86,50	Rp11.631.014.771,6 18,20	Rp14.280.709.123,3 23,70	Rp13.904.376.417.444 00	Rp12.859.091.907.455 40	Rp13.827.673.068.552 50	Rp13.142.938.913.337 00	Rp12.989.549.158.052 00	Rp12.944.645.101.806 00	106,61%	100,08%	104,94%	103,98%	107,92%
16	BANTEN	Rp10.330.366 318,59,70	Rp11.201.873.129,0 9,10	Rp10.334.116.251,2 27,00	Rp11.623.305.653,5 95,00	Rp11.205.654.716.542 00	Rp10.477.855.594.717 00	Rp11.699.894.624.576 00	Rp10.468.476.986.833 00	Rp11.927.096.470.302 00	Rp11.442.414.915.990 00	98,50%	95,74%	98,72%	97,45%	97,93%
17	BALI	Rp6.259.367 608.93,14	Rp6.645.538.871,16 9,29	Rp5.718.339.699,61 5,29	Rp5.923.153.297,39 4,76	Rp5.888.778.601.466, 14	Rp6.199.821.643.405, 00	Rp6.488.850.974.403, 00	Rp6.092.766.638.277, 00	Rp5.995.467.392.837, 00	Rp5.996.479.850.692, 00	100,06%	102,26%	93,85%	98,79%	105,47%
18	NISA TENGGAH BARAT	Rp4.941.246 974,628,83	Rp5.197.727.488,24 2,00	Rp5.174.293.221,66 5,42	Rp5.326.932.790,70 3,61	Rp5.016.317.771.985, 77	Rp5.360.502.949.869, 00	Rp5.403.971.042.675, 02	Rp5.405.179.978.133, 02	Rp5.739.963.964.315, 00	Rp5.670.486.399.401, 00	92,88%	96,18%	95,73%	92,86%	93,51%
19	NISA TENGGAH TIMUR	Rp4.761.085 962,393,22	Rp5.354.192.408,67 9,30	Rp4.166.543.383,14 6,08	Rp5.312.446.872,60 8,51	Rp4.246.473.562.255, 32	Rp4.910.289.134.602, 00	Rp5.361.056.352.548, 00	Rp5.837.951.035.522, 00	Rp5.881.616.887.272, 00	Rp5.025.424.852.991, 00	97,37%	96,26%	71,37%	90,32%	88,08%
20	KALIMANTAN BARAT	Rp6.660.058 614,040,63	Rp5.939.753.156,80 3,85	Rp5.665.113.367,86 0,80	Rp6.431.288.813,18 9,13	Rp5.107.471.493.098, 21	Rp5.308.157.622.087, 00	Rp5.799.616.616.674, 00	Rp5.698.686.674.152, 69	Rp6.430.002.621.090, 00	Rp5.498.627.045.088, 00	106,63%	100,69%	97,68%	99,84%	107,86%
21	KALIMANTAN TENGAH	Rp4.678.157 675,829,01	Rp4.959.931.296,33 9,24	Rp4.767.014.514,24 9,24	Rp5.199.643.633,66 6,07	Rp4.366.828.340.418, 40	Rp4.414.317.347.488, 40	Rp4.959.931.295.330, 00	Rp4.816.639.952.330, 00	Rp4.724.881.114.687, 00	Rp5.254.492.354.497, 00	105,98%	100,00%	98,97%	110,05%	104,04%
22	KALIMANTAN SELATAN	Rp6.592.642 996,631,30	Rp6.756.797.304,94 4,64	Rp6.487.758.292,30 3,12	Rp6.623.086.492,76 2,52	Rp6.596.924.194,30 30	Rp6.445.477.929.560, 00	Rp7.097.098.839.015, 00	Rp6.726.277.882.233, 00	Rp6.727.998.918.739, 00	Rp7.854.987.591.281, 00	102,28%	95,21%	96,46%	98,44%	103,83%
23	KALIMANTAN TIMUR	Rp10.689.542 301,846,30	Rp11.778.086.446, 10,40	Rp10.133.115.629,6 61,40	Rp10.230.142.967,2 74,40	Rp9.992.490.693.779,012 70	Rp9.599.235.184.518, 12	Rp11.217.939.446.362 30	Rp10.607.455.828.176, 18	Rp10.989.762.859.000, 00	Rp12.469.541.478.626 00	111,24%	105,72%	117,72%	106,57%	134,77%
24	KALIMANTAN UTARA	Rp2.420.663 929,898,84	Rp2.610.072.420,32 3,83	Rp2.435.451.724,80 4,35	Rp2.609.501.844,01 3,92	Rp2.731.491.817.451, 61	Rp2.423.333.202.128, 00	Rp2.636.616.427.854, 15	Rp2.533.238.283.423, 15	Rp2.536.758.560.876, 00	Rp2.553.547.049.717, 00	99,89%	98,99%	96,14%	102,87%	106,97%
25	SULAWESI UTARA	Rp3.779.781 731,312,34	Rp3.940.225.396,82 0,67	Rp3.690.999.513,20 7,59	Rp3.958.016.296,49 7,31	Rp3.726.578.804.936, 24	Rp3.823.179.307.474, 00	Rp4.113.900.047.999, 00	Rp3.834.072.066.454, 00	Rp4.097.037.778.188, 00	Rp3.886.225.159.217, 00	98,86%	95,78%	96,27%	96,61%	95,65%
26	SULAWESI TENGAH	Rp3.881.148 679,297,17	Rp4.128.153.130,86 9,78	Rp4.193.629.687,11 0,07	Rp4.695.680.765,59 1,80	Rp4.895.749.491.702, 32	Rp3.833.056.056.096, 00	Rp4.105.517.779.691, 15	Rp4.106.116.585.244, 95	Rp4.327.677.511.238, 00	Rp4.734.258.150.163, 00	101,31%	98,98%	102,12%	108,50%	103,41%
27	SULAWESI SELATAN	Rp9.252.221 942,175,45	Rp9.573.910.860,96 3,67	Rp9.365.471.515,32 8,12	Rp10.009.403.475,5 16	Rp9.992.799.689.251, 16	Rp9.546.627.243.129, 00	Rp9.922.960.496.105, 00	Rp9.926.007.585.860, 00	Rp10.381.595.217.978 00	Rp9.494.627.304.164, 00	96,92%	96,48%	95,31%	96,41%	94,71%
28	SULAWESI TENGGARA	Rp3.785.562 578.471,15	Rp4.166.543.383,14 6,08	Rp4.012.335.036,31 7,18	Rp4.529.251.153,80 4,50	Rp4.497.953.162.940, 09	Rp3.694.230.822.235, 00	Rp4.131.606.314.578, 22	Rp4.010.913.911.531, 22	Rp4.250.105.546.567, 00	Rp4.113.577.277.977, 00	102,47%	100,85%	100,84%	106,57%	109,84%
29	GORONTALO	Rp1.800.391 701,206,61	Rp1.941.076.769,54 5,82	Rp1.862.646.444,96 4,96	Rp1.972.986.602,79 1,52	Rp1.848.593.656.987, 30	Rp1.822.896.959.330, 57	Rp1.959.010.475.452, 61	Rp1.999.088.279.543, 92	Rp1.881.835.693.529, 00	Rp1.819.032.592.082, 00	98,75%	99,08%	103,53%	104,84%	101,63%
30	SULAWESI BARAT	Rp1.819.085 995,966,52	Rp2.034.819.968,40 2,74	Rp2.005.530.335,28 0,15	Rp2.024.671.075,78 6,41	Rp1.869.618.795.334, 39	Rp1.869.048.378.478, 91	Rp2.043.393.479.200, 48	Rp2.084.304.265.511, 00	Rp2.081.089.905,00 00	Rp1.898.276.561.452, 00	97,33%	99,58%	101,25%	100,99%	99,91%
31	MALIKU	Rp3.074.744 815,077,62	Rp3.108.914.880,04 3,56	Rp3.045.825.245,45 8,40	Rp3.268.117.195,17 0,15	Rp3.915.515.472.447, 93	Rp3.479.340.482.427, 61	Rp3.192.391.113.165, 37	Rp3.059.108.355.912, 01	Rp3.308.412.057.231, 00	Rp2.997.776.443.663, 00	88,27%	97,99%	99,57%	98,78%	97,26%
32	MALIKU UTARA	Rp2.489.097 431,493,17	Rp2.688.174.140,82 6,61	Rp2.581.177.165,42 8,12	Rp2.876.947.984,75 2,28	Rp3.088.705.718.662, 54	Rp2.501.129.468.254, 00	Rp2.745.806.148.000, 00	Rp2.575.453.429.337, 00	Rp2.579.386.903.000, 00	Rp3.553.470.258.000, 00	99,52%	97,90%	100,22%	96,56%	86,92%
33	PAPUA	Rp11.489.981 203,964,30	Rp15.229.936.932,10													

## Tabulasi Data Position Government Wealth Ratio

No.	Provinsi	Total Aset					Total Pendapatan					Ratio (%)				
		2018	2019	2020	2021	2022	2018	2019	2020	2021	2022	2018	2019	2020	2021	2022
1	ACEH	Rp 24.072,5 98.321.197, 90	Rp 24.454.501.537,4 54,96	Rp 30.263.837.027,3 23,20	Rp 31.850.790 344.624,20	Rp 34.100.352,24 0,03	Rp 14.427.783.075,7 96,00	Rp 15.752.800.901,6 52,10	Rp 14.439.920.557,0 21,00	Rp 13.948.388.273,4 36,10	Rp 13.713.584,70 3.956,90	166,85%	180,63%	209,79%	238,35%	248,67%
2	SUMATERA UTARA	Rp 19.986,1 98.193.003, 00	Rp 18.616.601.437,5 49,50	Rp 17.694.490.981,5 78,60	Rp 18.825,016 0,00	Rp 22.719.537,46 0,89	Rp 12.703.058.587,8 90,90	Rp 13.079.598.635,4 69,30	Rp 12.916.359.750,4 90,90	Rp 14.034.036.626,4 78,50	Rp 12.594.412,68 8.861,50	157,33%	142,33%	136,99%	134,14%	180,89%
3	SUMATERA BARAT	Rp 10.618,2 11.428.227, 00	Rp 10.896.093.622,2 2,82	Rp 10.661.442.548,8 95,90	Rp 11.299.270 317.188,80	Rp 11.827.099,11 1.080,20	Rp 6.292.287.631,02 5,90	Rp 6.390.337.439,8 4,19	Rp 6.364.065.756,24 4,41	Rp 6.706.053.462,90 4,29	Rp 6.130.023.203 357,60	168,75%	170,51%	167,52%	168,49%	192,94%
4	RIAU	Rp 32.205,8 06.711.106, 70	Rp 33.062.037.908,4 78,40	Rp 33.046.060.172,0 47,20	Rp 32.661.359 359.579,40	Rp 32.931.234,65 3.880,20	Rp 8.478.991.024,96 6,15	Rp 8.703.232.610,15 9,97	Rp 8.622.824.848,90 6,87	Rp 9.383.001.507,90 5,44	Rp 8.818.669,764 1.115,17	379,83%	379,88%	383,24%	348,09%	373,83%
5	JAMBI	Rp 8.498,83 2.583.828,6 2	Rp 8.941.719.097,77 4,87	Rp 9.098.798.239,79 4,03	Rp 9.529.828 539.382,78	Rp 9.964.114.108 838,55	Rp 4.412.464.565,28 1,27	Rp 4.574.192.839,73 6,33	Rp 4.400.624.372,11 9,46	Rp 4.725.724.403,28 3,03	Rp 4.786.588.357 947,36	192,54%	195,44%	205,85%	210,66%	211,79%
6	SUMATERA SELATAN	Rp 22.915,9 30.480.903, 00	Rp 28.872.032.637,4 96,30	Rp 31.995.191.846,6 14,10	Rp 33.308.080 822.000,00	Rp 35.244.953,30 4.285,70	Rp 9.141.371.395,09 9,79	Rp 9.280.742.072,44 6,62	Rp 9.278.520.000,06 2,00	Rp 9.611.291.244,66 7,17	Rp 10.036.955,96 1.122,70	250,68%	278,77%	344,83%	346,55%	351,55%
7	BENGKULU	Rp 5.734,75 7.413.715,4 3	Rp 6.003.551.499,84 5,88	Rp 6.245.376.391,99 0,14	Rp 6.409.689 102.653,30	Rp 6.726.411.494 982,60	Rp 2.851.808.282,19 6,75	Rp 2.934.067.941,39 3,87	Rp 2.786.928.034,20 7,91	Rp 3.051.751.982,80 3,73	Rp 2.893.744.560 516,30	201,09%	206,56%	224,10%	236,59%	227,73%
8	LAMPUNG	Rp 8.888,68 0.474.126, 8	Rp 9.717.052.081,26 7,49	Rp 11.221.997.703,7 17,70	Rp 11.837.317 488.112,40	Rp 12.282.486,03 0,38	Rp 7.098.983.642,60 3,13	Rp 7.266.934.838,32 7,88	Rp 7.019.319.471,88 3,36	Rp 7.469.469.346,02 9,05	Rp 6.826.946,972 193,71	125,17%	133,71%	160,02%	138,48%	179,65%
9	KEP. BANGKA BELITUNG	Rp 4.254,55 2.715.678, 7	Rp 4.456.676.815,37 6,42	Rp 4.465.483.931,76 5,08	Rp 4.051.728 344.560,45	Rp 4.732.126,256 593,95	Rp 2.556.977.711,92 4,85	Rp 2.694.205.699,65 5,07	Rp 2.405.260.307,09 7,81	Rp 2.708.918.673,04 8,25	Rp 2.891.466,811 892,10	166,93%	165,42%	185,65%	186,48%	188,93%
10	KEP. RIAU	Rp 5.916,97 6.262.314, 9	Rp 6.455.425.309,09 7,81	Rp 6.492.351.536,32 6,48	Rp 6.642.694 810.371,69	Rp 7.196.443,663 0,79	Rp 3.800.007.224,30 0,20	Rp 3.939.451.804,37 1,02	Rp 3.514.310.183,32 5,26	Rp 3.809.875.882,44 6,15	Rp 3.918.136.426 319,26	169,06%	163,87%	184,74%	174,35%	183,67%
11	DKI JAKARTA	Rp 492.902, 439.209.040, 00	Rp 517.155.089.688 48,00	Rp 520.360.899.968,27 3,00	Rp 544.904,58 0.984.670,00	Rp 6.076.421,6 0,34	Rp 2.235.824.747,6 33,00	Rp 2.300.679.833,10 65,00	Rp 2.587.800.004,237,7 27,00	Rp 2.692.479,17 2.38,00	Rp 804,92%	830,10%	931,09%	830,46%	1.017,04%	
12	JAWA BARAT	Rp 39.334,5 03.009.638, 00	Rp 40.724.440.711,7 11,70	Rp 38.409.678.742,6 97,10	Rp 42.011.052 494.024,30	Rp 45.694.213,29 8.439,00	Rp 33.919.022.032,3 47,70	Rp 36.037.894.762,4 60,00	Rp 34.504.275.705,3 18,30	Rp 36.991.873.224,9 31,30	Rp 33.236.110,51 2.395,00	115,87%	113,00%	111,80%	113,57%	137,88%
13	JAWA TENGAH	Rp 36.382,8 07.647.907, 40	Rp 37.500.196.753,3 80,80	Rp 37.223.204.291,6 53,30	Rp 39.291.945 337.213,10	Rp 40.276.338,75 2.810,49	Rp 24.702.318.190,5 82,30	Rp 25.889.780.137,9 36,00	Rp 25.393.735.934,1 48,00	Rp 26.633.000.085,9 63,00	Rp 24.167.935,63 4.127,00	147,28%	145,01%	146,58%	147,53%	166,65%
14	YOGYAKARTA	Rp 9.135,26 0.144.513,7 0	Rp 10.384.581.587,5 88,30	Rp 11.335.536.076,4 0,00	Rp 11.999.264 977.104,20	Rp 12.267.154,85 5.441,40	Rp 5.443.179.144,51 2,65	Rp 5.898.357.232,44 0,00	Rp 5.611.510.924,29 9,71	Rp 5.703.100.309,34 2,23	Rp 5.531.194,851 402,30	167,83%	176,06%	202,01%	210,40%	227,21%
15	JAWA TIMUR	Rp 40.152,3 57.354.190, 90	Rp 41.619.420.853,9 15,10	Rp 41.930.875.076,7 18,80	Rp 44.027.713 414.024,30	Rp 46.588.488,07 9.141,69	Rp 31.939.187.379,4 42,50	Rp 33.455.209.372,9 86,30	Rp 31.631.024.771,6 13,10	Rp 34.280.709.120,3 23,70	Rp 31.944.776,41 7.444,00	125,72%	124,40%	132,56%	127,27%	158,50%
16	BANTEN	Rp 17.096,5 25.306.355, 0	Rp 16.856.710.689,4 81,30	Rp 18.379.257.656,0 0,00	Rp 19.532.116 588.324,00	Rp 20.102.265,85 4.622,00	Rp 10.320.366.318,3 59,70	Rp 11.201.873.129,0 53,00	Rp 10.334.116.251,2 27,00	Rp 11.623.308.653,5 95,00	Rp 11.205.654,71 6.542,00	165,66%	150,48%	177,85%	168,04%	179,39%
17	BALI	Rp 10.426,4 48.615.357, 50	Rp 10.880.737.340,7 57,60	Rp 10.515.561.974,4 77,10	Rp 11.944.020 532.826,50	Rp 13.109.579,83 2.377,00	Rp 6.259.367.608,39 3,14	Rp 6.645.538.871,16 9,59	Rp 5.718.339.699,61 5,49	Rp 5.923.153.297,39 4,76	Rp 6.385.778,601 466,34	166,68%	163,73%	183,89%	201,65%	222,73%
18	NUSA TENGGARA BARAT	Rp 12.517,1 62.634.762, 40	Rp 12.666.838.681,2 98,90	Rp 12.850.478.979,3 0,00	Rp 12.273.113 581.472,90	Rp 14.035.545,05 5.281,00	Rp 4.941.246.974,62 8,53	Rp 5.197.727.488,24 2,00	Rp 5.174.293.221,66 5,42	Rp 5.326.932.790,70 3,61	Rp 5.302.613,771 985,77	253,32%	243,70%	248,36%	249,17%	264,69%
19	NUSA TENGGARA TIMUR	Rp 7.518,93 2.730.629, 5	Rp 9.148.346.807,82 7,21	Rp 9.780.730.244,8 2,22	Rp 10.875.113 634.378,80	Rp 11.665.434,64 7.993,70	Rp 4.781.089.962,59 3,22	Rp 5.354.092.405,67 9,30	Rp 4.166.543.388,14 68,10	Rp 5.312.446.872,10 8,51	Rp 4.426.473,562 385,23	157,26%	170,87%	234,74%	204,71%	263,49%
20	KALIMANTAN BARAT	Rp 11.984,5 28.623.912, 90	Rp 12.138.138.022,2 66,50	Rp 12.827.094.214,8 09,40	Rp 13.409.633 233.870,00	Rp 14.808.747,12 5.219,10	Rp 5.660.058.614,04 0,63	Rp 5.939.753.156,80 3,85	Rp 5.665.113.307,86 0,80	Rp 6.431.288.413,18 9,13	Rp 6.100.471,493 0,98	201,31%	204,30%	221,13%	208,51%	242,63%
21	KALIMANTAN TENGAH	Rp 11.150,1 96.891.759, 90	Rp 11.500.190.937,7 49,00	Rp 11.033.816.316,7 76,80	Rp 12.813.587 320.314,90	Rp 12.352.113,70 9.132,50	Rp 4.678.157.675,82 9,01	Rp 4.959.931.295,33 0,00	Rp 4.767.014.514,74 9,34	Rp 5.199.634.633,66 6,73	Rp 4.866.828.340 418,07	238,85%	236,81%	231,46%	246,43%	225,95%
22	KALIMANTAN SELATAN	Rp 17.103,7 97.791.773, 60	Rp 18.539.919.874,9 40,70	Rp 18.485.483.588,3 868.193,00	Rp 18.893.414 3.801,00	Rp 21.000.752,49 0.153,80	Rp 6.592.642.996,63 1,70	Rp 6.756.797.304,94 4,04	Rp 6.487.758.292,20 3,12	Rp 6.623.086.492,76 2,52	Rp 6.155.596,924 194,30	260,80%	274,39%	284,93%	285,27%	257,50%
23	KALIMANTAN TIMUR	Rp 33.931,4 64.699.550, 10	Rp 33.873.059.611,2 54,60	Rp 34.615.190.801,2 46,30	Rp 35.527.012 177.543,10	Rp 36.300.984,29 6.412,00	Rp 10.699.542.801,8 46,20	Rp 11.775.086.446,2 0,40	Rp 10.133.115.629,6 61,00	Rp 10.220.142.967,2 74,40	Rp 16.804.693,77 9.030,70	318,02%	287,67%	341,60%	328,05%	228,28%
24	KALIMANTAN UTARA	Rp 6.799,27 3.545.967,4 9	Rp 7.178.614.584,67 7,97	Rp 7.398.713.185,96 3,45	Rp 7.526.133 708.793,09	Rp 7.771.811,608 106,47	Rp 2.420.663.929,08 9,84	Rp 2.610.072.420,32 3,83	Rp 2.438.451.724,80 4,35	Rp 2.409.401.844,01 3,92	Rp 2.331.491,817 451,50	280,88%	279,04%	300,10%	288,80%	284,53%
25	SULAWESI UTARA	Rp 7.711,2 5.999.487,6 0	Rp 9.225.865.203,06 6,96	Rp 9.935.212.003,81 0,12	Rp 10.582.394 189.127,40	Rp 11.044.675,94 1.221,80	Rp 3.779.781.721,31 2,74	Rp 3.940.225.396,82 0,67	Rp 3.690.999.513,20 7,59	Rp 3.958.016.296,49 7,51	Rp 3.726.578,804 936,24	205,68%	234,15%	265,17%	267,37%	296,38%
26	SULAWESI TENGAH	Rp 5.302,99 7.696.496,8 9	Rp 6.115.056.352,68 3,46	Rp 7.159.198.085,23 3,42	Rp 6.598.588 667.983,54	Rp 7.376.522,819 1.683,71	Rp 3.881.148.079,29 7,17	Rp 4.128.153.130,86 9,78	Rp 4.193.329.057,13 0,07	Rp 4.695.680.785,59 1,80	Rp 4.895.740,491 702,45	136,63%	148,13%	170,73%	138,61%	150,67%
27	SULAWESI SELATAN	Rp 13.087,5 76.278.576, 10	Rp 17.870.554.066,2 44,50	Rp 19.636.742.626,2 16,60	Rp 20.902.452 544.526,50	Rp 19.335.917,21 7.785,00	Rp 9.252.221.942,17 5,45	Rp 9.573.910.861,96 0,70	Rp 9.365.471.515,32 5,67	Rp 10.009.403.475,5 88,40	Rp 8.992.799,689 251,16	163,18%	186,66%	209,67%	208,83%	215,02%
28	SULAWESI TENGGARA	Rp 9.989,85 1.312.761,1 4	Rp 10.808.634.473,5 73,00	Rp 11.519.140.228,3 31,90	Rp 13.254.413 167.336,90	Rp 14.378.579,46 8.941,20	Rp 3.785.562.578,47 1,15	Rp 4.166.543.383,14 6,08	Rp 4.012.335.036,31 7,18	Rp 4.529.251.153,80 4,50	Rp 4.497.953,162 946,09	263,37%	259,41%	287,09%	292,64%	319,67%
29	GORONTALO	Rp 2.282,38 0.794.787,4 5	Rp 2.326.599.624,06 8,46	Rp 2.445.592.113,80 3,81	Rp 2.538.966 398.829,39	Rp 2.670.896,264 397,16	Rp 1.800.201.701,29 6,61	Rp 1.941.076.769,54 5,85	Rp 1.862.646.444,96 5,92	Rp 1.972.986.002,79 1,52	Rp 1.848.593,656 987,83	126,78%	119,86%	131,20%	128,69%	144,48%
30	SULAWESI BARAT	Rp 2.788,02 8.500.681, 0	Rp 2.912.922.035,55 8,37	Rp 2.975.688.451,61 8,43	Rp 3.149.095 572.686,31	Rp 3.343.152,636 297,71	Rp 1.819.085.895,56 6,52	Rp 2.034.819.568,40 9,24	Rp 2.005.530.335,28 5,92	Rp 2.024.467.1075,78 353,39	Rp 1.884.638,795 353,39	151,62%	143,15%	148,37%	155,54%	176,46%
31	MALUKU	Rp 5.034,02 1.971.688,3 0	Rp 5.188.783.337,33 2,92	Rp 5.799.738.610,05 6,32	Rp 6.511.969 943.448,61	Rp 6.691.296,783 226,09	Rp 3.074.744.815,07 7,62	Rp 3.108.914.880,04 3,56	Rp 3.048.825.345,45 8,40	Rp 3.268.117.195,17 0,15	Rp 3.185.515,472 447,93	163,7				