

**DESIGNING BOOKLET TO INTRODUCE MOTIFS OF SONGKET  
PALEMBANG**



**FINAL REPORT**

**This final report is written as one of the requirements to finish Diploma III in  
majoring of English Department**

**By:  
NURUL RIZKI AMALIA  
061230900689**

**STATE POLYTECHNIC OF SRIWIJAYA  
PALEMBANG  
2015**

**APPROVAL SHEET**  
**FINAL REPORT**  
**DESIGNING BOOKLET TO INTRODUCE MOTIFS OF SONGKET**  
**PALEMBANG**



By:

**NURUL RIZKI AMALIA**


**061230900689**


**Palembang, July 2015**

Approved by:

First Advisor


Second Advisor

  
**Drs. Sunani, M.M**  
**ID. 196305181990031002**

  
**Munaja Rahma, S.Pd., M.Pd.**  
**ID. 197405162002122001**

Acknowledged by:

Head of English Department

  
**Dra. Tiur Simanjuntak, M.Ed.M**  
**ID.196105071988032001**

**DESIGNING BOOKLET TO INTRODUCE MOTIFS OF SONGKET  
PALEMBANG**

**FINAL REPORT**

**By:**

**NURUL RIZKI AMALIA**

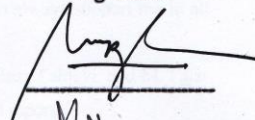
**061230900689**

**Approved by the examiners committee,**

**Signature**


**Drs. Zulkifli SN.AN, M.Pd**

**ID. 196112251989031004**




**Koryati, S.Pd, M.Pd**

**ID. 198108312005012003**



**Darmaliana, S.Pd, M.Pd**

**ID. 197301032005012002**



**Mochamad Ridhwan, M.Pd**

**ID. 196912102005011002**



**STATE POLYTECHNIC OF SRIWIJAYA**

**PALEMBANG**

**2015**

## **PREFACE**

The writer would like to express their gratitude to Allah SWT for giving bless and mercy to finish this final report. The writer also would like to express the warmest gratitude to Prophet Muhammad SAW, to remind every kindness or fault accured. Thanks to our parents that always support and pray for us to finish this final report. This final report is written to fulfill one requirement to finish the education at State Polytechnic of Sriwijaya in English Department, which entitled "*Designing Booklet to Introduce Motifs of Songket Palembang*".

Furthermore, the writers realize that this report is not really perfect because of the limitation of sources, time or even knowledge. The writer would like to accept the comments and suggestions from all readers to make this final report to be better. The writers hope that this report can give advantages for writer, readers, government, and institution.

Palembang, June 2015

The Writer

**ABSTRACT**  
**DESIGNING BOOKLET TO INTRODUCE *MOTIFS OF SONGKET***  
***PALEMBANG***

---

**(Nurul Rizki Amalia: 40 Pages)**

The purpose of this final report was to design booklet that can be used to introduce *motifs of songket Palembang* as Palembang handicraft. The data of designing booklet were taken from some books literatures and websites. Meanwhile, the data about *motifs of songket Palembang* were taken from reading some literatures review related to *motifs of songket Palembang*. There were three steps in designing the booklet (1) collecting data (2) analyzing data (3) using Photoshop CS3 software design application. The writer used expert's theory about the principles to design the booklet and the elements in graphic design. The result was containing 20 pages as product of designing booklet to introduce *motifs of songket Palembang* as Palembang handicraft.

**Key words: design, booklet, *motifs of songket Palembang*.**

## **ACKNOWLEDGEMENT**

The writer would like to express their gratitude to Allah SWT for giving bless and mercy to finish this final report. The writer also would like to express the warmest gratitude to Prophet Muhammad SAW, to remind every kindness or fault accrued. The writer would also like to thank to:

- Dra. Tiur Simanjuntak, M.Ed.M as a head of English Department at State Polytechnic of Sriwijaya.
- Munaja Rahma, S.Pd, M.Pd as a secretary of English Department at State Polytechnic of Sriwijaya and as my second advisor of this final report.
- Drs. Sunani, M.M as my first advisor of this final report.
- Sumitra and Ros as my beloved parents who always support me in all condition to finish this final report.
- My beloved brothers (M. Haqqi Nazili, M. Reza Fahlevi, and M. Fajar Firdaus) for supporting me to finish this final report.
- All lectures and employees of English Department who always support me and give me many advices.
- Kiki Rizky Yulianty who always give me advices and suggestion.
- All my classmates in 6BA who always support me to finish this final report.
- All my beloved partner who always supports, helps, and teaches me about many things to finish this final report.

Finally, the writer would like to thank all parties who have helped and given contribution directly and indirectly for the writer during writing this report who cannot be mentioned one by one.

Palembang, June 2015

Writer

## TABLE OF CONTENTS

<b>TITLE SHEET</b> .....	<b>i</b>
<b>APPROVAL SHEET</b> .....	<b>ii</b>
<b>ACKNOWLEDGEMENT</b> .....	<b>iii</b>
<b>PREFACE</b> .....	<b>iv</b>
<b>ABSTRACT</b> .....	<b>v</b>
<b>TABLE OF CONTENT</b> .....	<b>vi</b>
<b>LIST OF PICTURE</b> .....	<b>viii</b>
<b>LIST OF APPENDICES</b> .....	<b>x</b>
<b>CHAPTER I: INTRODUCTION</b>	
1.1 Background .....	1
1.2 Problem Formulation .....	2
1.3 Purpose .....	2
1.4 Limitation .....	2
1.5 The Benefits .....	3
<b>CHAPTER II: LITERATURE REVIEW</b>	
2.1 Definition of Graphic Design .....	4
2.2 The Product of Graphic Design .....	4
2.3 The Elements of Graphic Design .....	5
2.4 Definition of Booklet .....	6
2.5 The Benefits of Booklet .....	7
2.6 The Principles to Design a Booklet.....	7
2.7 The Booklet Binding Methods .....	7
2.8 The Tourism Communication .....	8
2.9 The Tourism Promotion .....	8
2.10 The Palembang Handicraft.....	9
2.11 The Motifs of Songket.....	10
<b>CHAPTER III: RESEARCH METHODOLOGY</b>	
3.1 Research Method.....	16
3.1.1 Method .....	17
3.2 Steps in Designing Booklet Using Photoshop CS3 Software Design Application.....	30
3.3 The Materials .....	30
3.4 The Tools .....	30

**CHAPTER IV: RESULT AND ANALYSIS**

4.1 Result of Designing Booklet ..... 32  
4.2 Analysis of Designing Booklet ..... 37

**CHAPTER V: CONCLUSION**

5.1 Conclusion ..... 39  
5.2 Suggestion ..... 39

**REFERENCES**

**APPENDICES**



## LIST OF PICTURES

Picture 1	Booklet Sample .....	16
Picture 2	Colors .....	16
Picture 3	The Way to Open Photoshop CS3 Application .....	17
Picture 4	The Way to Set the Page.....	18
Picture 5	The Way to Set the Background Size .....	18
Picture 6	The Way to Insert the Text .....	20
Picture 7	The Way to Give the Effect on the Text.....	21
Picture 8	The Way to Give the Ornament on the Background .....	21
Picture 9	The Way to Insert the Picture into the Background .....	23
Picture 10	The Way to Give the Effect on the Picture .....	26
Picture 11	The Way to Combine All Layers .....	27
Picture 12	The Way to Save the Project .....	28
Picture 13	The Way to Make a Paragraph .....	29
Picture 14	The Way to Set the Paragraph .....	30
Picture 15	Front Page .....	32
Picture 16	Back Page .....	32
Picture 17	List of Contents.....	33
Picture 18	Notes .....	33
Picture 19	Page 1.....	33
Picture 20	Page 2.....	33
Picture 21	Page 3.....	34
Picture 22	Page 4.....	34
Picture 23	Page 5.....	34
Picture 24	Page 6.....	35
Picture 25	Page 7.....	35
Picture 26	Page 8.....	35
Picture 27	Page 9.....	35
Picture 28	Page 10.....	35
Picture 29	Page 11.....	35
Picture 30	Page 12.....	35
Picture 31	Page 13.....	36
Picture 32	Page 14.....	36
Picture 33	Page 15.....	36
Picture 34	Page 16.....	36
Picture 35	Page 17.....	36
Picture 36	Page 18.....	36
Picture 37	Page 19.....	37
Picture 38	Page 20.....	37

## *Motto and Dedication*

*"The greatest pleasure in life is doing what people say you cannot do"*

-

*"Design is not just what its look like, design is how to it works - Steve Jobs"*

This final report is dedicated to:

- My beloved parents
- My beloved family
- My beloved lectures at ED Polsri
- My beloved partner
- All of my beloved friends at 6BA
- All of my beloved friends at English Department State Polytechnic of Sriwijaya.