

FINAL REPORT

Designing a Leaflet of Punt Kayu to Attract Children Visitors



**This report is written to fulfill to requirement of final report
subject at English Department State Polytechnic of Sriwijaya**

By

ROBBY SANTOSO

0613 3090 1423

POLYTECHNIC OF SRIWIJAYA

2016

**APPROVAL SHEET
FINAL REPORT**

**DESIGNING A LEAFLET OF PUNTI KAYU TO ATTRACT
CHILDREN VISITORS**



By

ROBBY SANTOSO

061330901423

Palembang, Agustus 2016

Approved by,

First Advisor,

Munaja Rahma, S.Pd., M.Pd

ID. 197405162002122001

Second Advisor,

Moehamad Ridhwan, S.Pd., M.Pd

ID. 196912102005011002

Acknowledged by:

Head of English Department

Drs. M. Nadjmuddin, MA

ID. 196209071988031001

**DESIGNING A LEAFLET OF PUNTI KAYU TO ATTRACT
CHILDREN VISITORS**

FINAL REPORT

By


ROBBY SANTOSO

0613 3090 1423


Approved by the examiners

Signature

**Dr Welly Adriansyah
ID. 197408172006041001**

A handwritten signature in black ink, appearing to be 'Welly', written over a horizontal line.


**Dra. Murwani Ujihanti, M.Pd
ID. 195902171987032001**

A handwritten signature in black ink, appearing to be 'Murwani', written over a horizontal line.

**Yusri, S.Pd., M.Pd
ID. 197707052006041001**

A handwritten signature in black ink, appearing to be 'Yusri', written over a horizontal line.

**Nian Masna Evawati, S.Pd., M.Pd
ID. 197905072003122002**

A handwritten signature in black ink, appearing to be 'Nian', written over a horizontal line.

STATE POLYTECHNIC SRIWIJAYA

ENGLISH DEPARTMENT

2016

PREFACE

First of all, the writer would like to perform his gratitude to Allah SWT for giving the outstanding mercy and blessing in finishing this final report on time. Besides, the writer also would like to thank to the advisors who gave the guidance in finishing this final report. This report was written to fulfill the final report subject at English Department of Sriwijaya State Polytechnic with the title “Designing a Leaflet of Pundi Kayu to Attract Children Visitors”.

The writer realizes this final report is still far from being perfect because of the limitation of sources, time and knowledge. Therefore, comments and suggestion from whole sources are needed. The writer really expects that this report can be useful, give information and enlarge the knowledge about the designing a leaflet of Pundi Kayu as the media information which is suitable for children visitors.

Palembang, August 2016

The Writer

DESIGNING A LEAFLET OF PUNTI KAYU TO ATTRACT CHILDREN VISITORS

ABSTRACT

(Robby Santoso, 2016, 31 pages, 6 pictures)

The title of this final report is “Designing a Leaflet of Punti Kayu to Attract Childrean Visitors”. The problem of this research is: “How to design an interesting tourism leaflet for children?”. The purpose of this final report is to design a leaflet that is able to attract children to come to Punti Kayu. The writer used research and development method. There are three steps in designing the leaflet (1) Preliminary study (2) Model development (3) Final product testing. The writer collected the data by doing the interview and observation. Based on the findings, the writer made a design of leaflet that can attract the children to visit punti kayu. The conclusion and suggestion are that leaflet can attract the children to visit punti kayu.

Motto and dedication

*SOMETIMES, IT'S NOT ABOUT THE
DESTINATION, BUT THE JOURNEY*

This final report is dedicated to:

- **My parents**
- **All of my families**
- **All of my best friends**
- **My the best partner ever**

Table of Content

TITLE SHEET	i
APPROVAL SHEET	ii
ABSTRACT	iii
PREFACE	iv
ACKNOWLEDGEMENT	v
MOTTO AND DEDICATION	vi
TABLE OF CONTENT	vii
LIST OF PICTURE.....	ix
CHAPTER I: INTRODUCTION	1
1.1 Background	
..... 1	
1.2Problem Identification	2
1.3 Problem Limitation	
..... 2	
1.4Problem Formulation	
.....2	
1.5Research Purposes	2
1.6 Research Benefit	3
CHAPTER II: LITERATURE REVIEW	4
2. 1 Designing	4
2. 2 Leaflet	5
2. 3 Punt Kayu	7

2. 4.....	Children	8
CHAPTER III: RESEARCH METHODOLOGY		11
3. 1.....	Method of research	11
3. 2	Place of research	15
3. 3	Population and sample	15
3. 4	Technique of collecting data	16
3. 5	Technique of analyzing data	16
CHAPTER IV: FINDING AND DISCUSSION		18
4. 1.....	Finding	18
4. 2.....	Discussion	27
CHAPTER V: CONCLUSION AND SUGGESTION		29
5. 1	Conclusion	29
5. 2.....	Suggestion	30
References		31

List of Pictures

1.....	Picture 4.1 Front side	
.....	19
2.....	Picture 4.2 Back side	
.....	21
3.....	Picture 4.3 Information of spots revision	
.....	23
4.....	Picture 4.4 Back Side Revision in Wider	
Testing.....	24
5.....	Picture 4.5 Front side revision.....	25
6.....	Picture 4.6 Back side revision	26