

**FINAL REPORT**

**DESIGNING A PICTURE STORYBOOK “SEMESAT AND SEMESIT”  
FOR CHILDREN**



**This report is written to fulfill the requirement of final report  
at English Department**

**By:**

**VIVI MARDHO TILA**

**061430901572**

**STATE POLYTECHNIC OF SRIWIJAYA**

**PALEMBANG**

**2017**

**APPROVAL SHEET**

**DESIGNING A PICTURE STORYBOOK "SEMESAT AND SEMESIT"**

**FOR CHILDREN**



**VIVI MARDHO TILA**

**061430901572**

**Palembang,**

**2017**

**Approved by :**

**First Advisor,**

**Second Advisor,**

**Dr. Welly Ardiansyah, SS., M.Pd**

**NIP. 197408172006041001**

**Eriza, S.Pd., M. Pd**

**NIP. 196205051988032003**

**Ancknowledged by:**

**Head of English Department,**

**Dr. M. Nadjmudin, M.A**

**NIP. 196209071988031001**

**DESIGNING A PICTURE STORYBOOK "SEMESAT AND SEMESIT"  
FOR CHILDREN**

**Final Report**

**Arranged by:**

**VIVI MARDHO TILA**

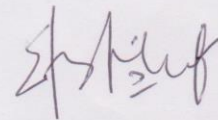
**061430901572**

**Approved by the Examiners Committee**

**Signature**

**Dra. Evi Agustina Sari, M.Pd.**


**NIP. 196708251993032002**



---

**Drs. Sunani, M.M.**


**NIP. 196305181990031002**



---

**Eli Yeni, S.Pd., M.Pd.**

**NIP. 197305072000122001**



---

**ENGLISH DEPARTMENT  
STATE POLYTECHNIC OF SRIWIJAYA  
PALEMBANG**

**2017**

## **MOTTO AND DEDICATION**

### **Motto:**

*"Difficult roads often lead to beautiful destinations"*

### **This final report dedicated to:**

Allah SWT

My parents

My brothers and sisters

My best friends

My lecturer in English Departement State Polythenic of Sriwijaya

Vivi Mardho Tila

## **PREFACE**

First of all the writers would like to perform the gratitude to Allah SWT for the mercy and the guidance that has been given to the writers could finish this final report. The writers also would like to express the warm east gratitude to the Noble Prophet Muhammad SAW, for warming and remembering us to be kind. Eventually, the report is written to fulfill the requirement of Final Report subject at State Polytechnic of Sriwijaya which title is “Designing a Picture Storybook “Semesat and Semesit” for Children”.

The writers admit that there are some mistakes in writing this final report, it is caused by limitation experiences, resources, funds, time, references and knowledge. Therefore, the writers expect the readers can give suggestion and critics to make this report better on the future by sending an email at [mardhotilavivi@gmail.com](mailto:mardhotilavivi@gmail.com). The researcher hopes this report can broaden our knowledge about children picture storybook.

Palembang, July 2017

The writer

## ACKNOWLEDGEMENT

The writers' success in completing this report cannot be separated from the support, guidance and direction of the various parties. Therefore, in this occasion the writer give respect and gratitude to:

1. Allah SWT and the Prophet Muhammad SAW.
2. My parents, my brothers and my nephew for always pray, cheering and supporting me.
3. Mr. Nadjmuddin as our Head of English Department. Thank you for your advice, support, and your time in handling as patiently.
4. Mr. Dr. Welly Ardiansyah as the first advisor and Mrs. Eriza as the second advisor.
5. All the lecturer and staff in English Department who have educated and helped patiently.
6. All the experts who helped in this final report.
7. My beloved best friends Astri, Meishe, Githa, Anisyah, Ana, eighteen team, sianida, d'gincu, HC'14, piggy and you ☺ thank you for always give me motivations, support and laughter for a whole time.
8. All friends in English Department especially 6BC for help, support and memories for all this time.

Palembang, July 2017

The writer

## **ABSTRACT**

### **DESIGNING A PICTURE STORYBOOK “SEMESAT AND SEMESIT” FOR CHILDREN**

---

(Vivi Mardho Tila, 2017, 77 pages, 3 charts and 6 tables)

This research aims to find out designing storybook “Designing a Picture Storybook “Semesat and Semesit” for Children”. The problem are ‘how to design a picture Storybook “Semesat and Semesit” for children. The method of this final report is Research and Development (R&D) modified developed by Sukmadinata. The research techniques for collecting the data are observation and interview. Based on the findings, the writer found that this picture storybook can be an option for children to read with the cultural theme started from reviewing, surveying, testing and revision. The conclusion and suggestion are the designing picture storybook for children not only to entertain the children but also introduce the part of culture of South Sumatera especially in folklore.

**Keyword: Semesat and Semesit, Research and Development, Folklore**

## **ABSTRACT**

### **DESIGNING A PICTURE STORYBOOK “SEMESAT AND SEMESIT” FOR CHILDREN**

---

(Vivi Mardho Tila, 2017, 77 pages, 3 charts and 6 tables)

Penelitian ini bertujuan untuk mengetahui cara mendesain buku cerita "Mendesain buku cerita bergambar "Semesat dan Semesit "untuk anak-anak". Rumusan masalah adalah 'bagaimana mendesain sebuah buku cerita bergambar "Semesat dan Semesit" untuk anak-anak. Metode laporan akhir ini adalah Penelitian dan Pengembangan (R & D) yang dimodifikasi dan dikembangkan oleh Sukmadinata. Teknik penelitian untuk mengumpulkan data pada laporan ini adalah observasi dan wawancara. Berdasarkan temuan tersebut, penulis menemukan bahwa buku cerita bergambar ini bisa menjadi pilihan bagi anak-anak untuk membaca dengan tema budaya mulai dari peninjauan, survei, pengujian dan revisi. Kesimpulan dan sarannya yaitu mendesain buku cerita bergambar untuk anak-anak tidak hanya untuk menghibur tapi juga mengenalkan budaya Sumatera Selatan di dalam cerita rakyat.

**Kata kunci: Semesat dan Semesit, Penelitian dan Pengembangan, Cerita Rakyat**



## TABLE OF CONTENT

TITLE SHEET .....	i
APPROVAL SHEET .....	ii
APPROVAL SHEET BY EXAMINERS .....	iii
MOTTO AND DEDICATION .....	iv
PREFACE .....	v
ACKNOWLEDGEMENT .....	vi
ABSTRAC .....	vii
TABLE OF CONTENT .....	viii
LIST OF CHART .....	x
LIST OF TABLE .....	xi
CHAPTER I .....	1
INTRODUCTION .....	1
1.1 Background .....	1
1.2 Problem Formulation .....	2
1.3 Problem Identification .....	2
1.4 Problem Limitation .....	3
1.5 Purpose and Benefit .....	3
1.5.1 Purpose .....	3
1.5.2 Benefit .....	3
LITERATURE RIVEW .....	4
2.1 Designing .....	4
2.2 Elements of Design .....	4
2.3 Picture Storybook .....	8
2.4 Characteristics of Good Picture Storybook .....	9
2.5 Folklore .....	9
2.5.1 Characteristic of Folklore .....	10
2.5.2 Types of Folklore .....	10
2.6 Benefits of Folklore for Children .....	12
2.7 Factors that cause Children's Motivation in Reading Books .....	13
2.8 Moral .....	14

CHAPTER III	16
METHODOLOGY	16
3.1 Method of Research	16
3.2 Subject of Research	20
3.3 Population	21
3.4 Sample of Research	21
3.5 Techniques of Collecting Data	22
3.6 Techniques of Analyzing Data	23
CHAPTER IV	24
FINDING AND DISCUSSION	24
4.1 Findings	24
CHAPTER V	74
CONCLUSION AND SUGGESTION	74
5.1 Conclusion	74
5.2 Suggestion	74
REFERENCES	76
APPENDICES	

## LIST OF CHART

Chart 3. 1.....	16
Chart 3. 2.....	19
Chart 3. 3.....	20

## LIST OF TABLE

Table 4.1 .....	25
Table 4.2 .....	34
Table 4.3 .....	42
Table 4.4 .....	51
Table 4.5 .....	56
Table 4.6 .....	62