

FINAL REPORT
DESIGNING A MAGAZINE OF BOY'S GAMES TO PRESERVE PALEMBANG
TRADITIONAL CULTURE



**This report is written to fulfill the requirement of Research Methodology
Subjects at English Department of State Polytechnic of Sriwijaya**

By:

Achmad Firdaus

0614 3090 0645

STATE POLYTECHNIC SRIWIJAYA

ENGLISH DEPARTMENT

PALEMBANG

2017

APPROVAL SHEET

FINAL REPORT

**DESIGNING A MAGAZINE OF BOY'S GAMES TO PRESERVE PALEMBANG
TRADITIONAL CULTURE**




Achmad Firdaus

0614 3090 0645

Palembang, 07 March 2017

Approved by:


First Advisor,



Dr. Welly Ardiansyah, S.S, M.PD

ID. 197408172006041001

Second Advisor,




Eriza, S.Pd., M.Pd.

ID. 196205051988032003

Acknowledged by:

Head of English Department



Drs. M. Nadjmuddin, M.A

ID. 196209071988031001

**Designing a Magazine of Boy's Games to Preserve
Palembang Traditional Culture**

The Final Report By:

Achmad Firdaus


061430900645

Approved by the examining committee

Signature


Drs. M. Nadjmuddin, M.A.

ID. 196209071988031001




Sri Gustiani, MTESOL., EdD.

ID. 197108252005012001



Moehamad. Ridhwan, S.Pd., M.Pd

ID. 196912102005011002



**ENGLISH DEPARTMENT
STATE POLYTECHNIC OF SRIWIJAYA
PALEMBANG**

2017

PREFACE

First of all, the writer would like to thank Allah s.w.t for his blessing and mercy given to us so that we could finish the final report on time. The writer is very grateful that we can accomplish the requirement of making the final report entitled “Introducing Boy’s Games in Magazine to Preserve Palembang Traditional Culture”. The writer also gives and prays to mighty prophet Muhammad S.A.W. to his family, companions, and his people until the end of the time. This final report is created to fulfill one of the requirement for Diploma III educational accomplishment at English Department State Polytechnic of Sriwijaya.

The writer realizes that this final report is still far from perfect, it is because of the limitation of source, knowledge, references. For that reason, the writer would have any suggestions and comments in order to make this report better on the future and have education point for people. The writer hopes this final report can be useful and give the information about traditional games on Palembang tourism.

Palembang, July 2017

The writer

MOTTO AND DEDICATION

Motto:

“Do the best in every opportunity you have and The best way to avoid disappointment is to not expect anything from anyone”

Dedicated to:

My beloved father and mother

My beloved sisters and brother

My beloved niece

My beloved friends at English Department

And all of the people who give me millions support

ACKNOWLEDGEMENT

The writer would like to thank you to Allah SWT. For the mercy that has been given to the writer. The success in completing this final report cannot be separated from the support, guidance and direction of the various parties. Therefore, on this opportunity the writers would like to give respect and gratitude to :

1. My parents and beloved family that has given me support morally and materially.
2. Drs. M. Nadjmuddin MA as Head of English Department and Sri Gustiani, S.Pd.,M TESOL as the Secretary of English Department
3. Dr. Welly Ardiansyah, SS, M.Pd as my first advisor and Eriza, S.Pd., M.Pd as my second advisor for their invaluable assistance, guidance and valuable suggestions during the writing of this final report.
4. Thank you for my friends Ahmad Ridwan and Muhammad Dani who always accompanied and support me to finish this final report.
5. My beloved class in 6BB class, thanks for any best moments, experiences and togetherness along these three years.
6. My friends in English Department of State Polytechnic Sriwijaya especially for Theodorus , Erlangga , Rekha , Vivi, Yurida, and Indah.
7. Thank you for all lectures in English Department
8. All staff of English Department of POLSRI especially for Mr. Nanang, Mr. Octa, Mrs. Wartu, Mrs. Lina. and Mr. Nov.
9. All of Students in English Department at State Polytechnic of Sriwijaya.
10. All parties who give me supports and helps in finishing this final report
11. And the last, for all people around me who give me so much experience in my life.

ABSTRACT

Introducing Boy's Games in Magazine to Preserve Palembang Traditional Culture

(Achmad Firdaus, 2017)

This final report aimed at researching and developing The magazine of Palembang boy's game. In this final report, the writer used Research and Development "R&D" method. The "R&D" method including 3 steps are: (1) Preliminary Field Testing, (2) The Developmented of Product and (3) Product Testing and Dissemination. The writer implement the steps by asking the experts opinion. Those questions were asked to Mrs. Ulfa and Mr. Dadang as employee of culture department. The writer interviewed Mr. Fauzan as a member of graphic design of PT. GCI, Mr. Martin and Mr. Roy as an experienced designers of F18 printing, the questions of interview are about how to design interesting magazine. The writer also interviewed Ms. Diana and Ms. Mona as English teacher about the language used for magazine. Therefore, the data were collected from the interviews, and literature study. After the data were analyzed the writer started designing the magazine. The writer asked the experts opinion about the design and the result was final product.

Keyword: Magazine, Designing Magazine, Palembang Boy's Game

TABLE OF CONTENT

TITLE SHEET	i
APPROVAL SHEET	ii
PREFACE	iii
MOTTO AND DEDICATION.....	iv
ACKNOWLEDGEMENT	v
ABSTRACT	vi
TABLE OF CONTENT	vii
LIST OF TABLE	ix
LIST OF FIGURE	x

CHAPTER I : INTRODUCTION

1.1 Background	1
1.2 Problem Identification.....	3
1.3 Problem Limitation.....	3
1.4 Problem Formulation	4
1.5 Research Purpose	4
1.6 Research Benefits	4

CHAPTER II : LITERATURE REVIEW

2.1 Design	5
2.2 Steps in Designing a Magazine	6
2.3.Traditional Game.....	12
2.3.1 Examples of Children’s Traditional Games	13
2.3 Magazine	17
2.3.1 Types of Magazines.....	17
2.4 Preserve.....	24
2.5 Culture	25
2.6 Preserve Culture	25

CHAPTER III RESEARCH METHODOLOGY

3.1 Qualitative Research	26
3.2 Research and Development Method	27
3.2.1 Preliminary study	28
3.2.2 Development of the product	29
3.2.3 Examination	30
3.3 Research Object	30
3.5 Methods for Collecting Data	30
3.6 Techniques for Analyzing Data	31

CHAPTER IV : FINDING & DISCUSSION

4.1 Finding	32
4.1.1 Research Steps	32
4.1.1.1 Collecting Information	32
4.1.2 Development Steps	33
4.1.2.1 Planning	33
4.2 Development of product	40
4.2.1 limited testing	41
4.2.2 Larger testing	55
4.2.3 Producing final product	55
4.2.4 Dissemination	55
4.2.4 Dissemination	56
4.2.5 A magazine as a Culture Preservation	56

CHAPTER V : CONCLUSION & SUGGESTION

5.1 Conclusion	57
5.2 Suggestion	57

REFERENCES	58
-------------------------	-----------

APPENDICES	60
-------------------------	-----------

LIST OF TABLE

Table 4.2.1 Limited Testing Final Revision **42**

LIST OF FIGURE

Picture 2.1. Urban Farm magazine.....	18
Picture 2.2. Ranch Living magazine.	18
Picture 2.3. Sports magazine.....	19
Picture 2.4 Triathlon magazine	19
Picture 2.5. Elite Business magazine	20
Picture 2.6. Platinum Business magazine.	20
Picture 2.7. Conservation Magazine	20
Picture 2.8. Green magazine	20
Picture 2.9. Vogue magazine	21
Picture 2.10. Boutique Magazine.....	21
Picture 2.11. Auto Mobile magazine	22
Picture 2.12. Sport Auto magazine	22
Picture 2.13. National Geographic Kids	22
Picture 2.14. Bobo Magazine.....	22
Picture 2.15. New Woman Magazine	23
Picture 2.16. Femina Magazine.....	23
Picture 2.17. Health magazine	23
Picture 2.18. Men’s Fitness magazine	23
Picture 2.19. The New Yorker	24
Picture 2.20. Ploughshares magazine.....	24
Chart 3.2 Ten steps of Research and Development.....	27
Chart 3.2.1 The Steps of Research and Development Modified	18
Picture 4.1. Front Cover of Magazine.....	37
Picture 4.2. Contents of Magazine	37
Picture 4.3. Magazine page 3	37
Picture 4.4 Magazine page 4	37
Picture 4.5 Magazine page 5	37
Picture 4.6 Magazine page 6	37
Picture 4.7 Magazine page 7	38

Picture 4.8 Magazine page 8	38
Picture 4.9 Magazine page 9	38
Picture 4.10 Magazine page 10	38
Picture 4.11 Magazine page 11	38
Picture 4.12 Magazine page 12	38
Picture 4.13 Magazine page 13	38
Picture 4.14 Magazine page 14	38
Picture 4.15 Magazine page 15	39
Picture 4.16 Magazine page 16	39
Picture 4.17 Magazine page 17	39
Picture 4.18 Magazine page 18	39
Picture 4.19 Magazine page 19	39
Picture 4.20 Magazine page 20	39
Picture 4.21 Magazine page 21	39
Picture 4.22 Magazine page 22	39
Picture 4.23 Magazine page 23	40
Picture 4.24 Magazine page 24	40
Picture 4.25 Magazine page 25	40
Picture 4.26 Back Cover of Magazine	40