

THE FINAL REPORT
DESIGNING THE BOOKLET OF PALEMBANG TRADITIONAL
CARVING FURNITURE



**This Final Report is written to fulfill the requirement
of Diploma III in English Department at State Polytechnic of Sriwijaya**

By:

Nancy Gumilar

061430901592

STATE POLYTECHNIC OF SRIWIJAYA

PALEMBANG

2017

APPROVAL SHEET

APPROVAL SHEET
THE FINAL REPORT PROPOSAL
DESIGNING THE BOOKLET OF PALEMBANG TRADITIONAL
CARVING FURNITURE



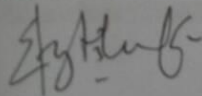
By:

Nancy Gumilar

061430901592

Palembang, June 2017

First advisor



Dra. Evi Agustina Sari, M.Pd
ID. 196708251993032002

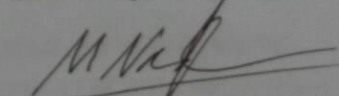
Second Advisor



Munaja Rahma, S.Pd, M.Pd.
ID. 197405162002122001

Acknowledge

Head of English Department



& Drs. M. Nadjmuddin, Ma
ID. 196209071988031001

APPROVAL SHEET BY EXAMINERS

DESIGNING THE BOOKLET OF PALEMBANG TRADITIONAL CARVING FURNITURE

The Final Report By:

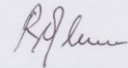
Nancy Gumilar

061430901592

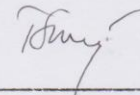
Approved by the examining committee

Signature


Dra. Risnawati, M.Pd.
NIP. 196804011994032001



Dra. Tiur Simanjuntak, M.Ed. M.
NIP. 196105071988032001



Eriza, S.Pd. M.Pd.
NIP. 196205051988032003



Herman, S.Pd., M.Pd.
NIP. 197107012002121001



ENGLISH DEPARTMENT
STATE POLYTECHNIC OF SRIWIJAYA
PALEMBANG

2017

PREFACE

First of all the writer thanks Allah for the outstanding mercy given to the writer so that the writer could accomplish and finish the final report on time. this report is written to fulfill the requirement of final report subject at State Polytechnic of Sriwijaya which entitled “Designing the Booklet of Palembang Traditional Carving Furniture”.

The writer realizes that there are some mistakes in writing this report, it is caused by the limitation in experience, ability and knowledge that the writer has. Therefore, the writer expects that the readers can give suggestion and critics for the final report progress.

Finally the writer realizes expect that this report can give advantages and usefulness, especially for the students of English Department.

Palembang, June 2017

The writer

ABSTRACT

Designing the Booklet of Palembang Traditional Carving Furniture

(Nancy Gumilar, 2017 : 61 Pages, 1 Chart (Chapter I-V))

This final report discusses how to design booklet about Palembang traditional carving furniture. The purpose of this final report is to promote Palembang traditional carving furniture by a booklet.

In this final report, the writer uses “Research and Development” method. The “Research and Development” includes 3 steps are, (1). Preliminary study: a. Literature study, b. Field survey, and c.draft of product. (2). Development Product: a. Limited testing and b. Large testing. (3). Testing: a. Pre-testing, b. Last revision and c. Final product. The writer implements the steps by making a tutorial video.

Therefore, the designs were created by the writer and support by some expert suggestion. The writer prepared some data such as information about Palembang traditional carving furniture, the pictures and price list. All of those data were inserted to the booklet and arranged by good design.

Keyword: Designing, Carving furniture, Palembang Traditional carving, The booklet.

MOTTO AND DEDICATION

“Life is not important, I am important”

Dedicated to:

My parents

My family

My friends

Everyone who knows me

ACKNOWLEDGEMENT

In this moment, the writers would like to express deep gratitude to the entire participants for their advices, valuable guidance during writing this report.

The writers would like to thank to:

1. Head of English Department Drs. M. Nadjmuddin, Ma.
2. My advisors Dra. Evi Agustina Sari, M.Pd and Munaja Rahma, S.Pd, M.Pd.
3. My beloved families that always give me support.
4. My friends at English Department State Polytechnic of Sriwijaya especially 6BA, and HMJ English Department.

TABLE OF CONTENT

TITLE SHEET	i
APROVAL SHEET	ii
APROVAL SHEET BY EXAMINERS.....	iii
PREFACE	iv
ABSTRACT	v
MOTTO AND DEDICATION	vi
ACKNOWLEDGEMENT	vii
TABLE OF CONTENT	viii
LIST OF PICTURES.....	x
LIST OF CHART.....	xi
CHAPTER 1 INTRODUCTION	
1.1 Background	1
1.2 Problem Formulation	2
1.3 Problem Limitation	2
1.4 Research Purpose	3
1.5 Research Benefit	3
CHAPTER II LITERATURE REVIEW	
2.1 Booklet	4

1. External Function	4
2. Internal Function	5
2.2 Design.....	5
2.3 The Elements of Designing the Booklet.....	6
2.4 How to Design a Booklet	7
CHAPTER III METHODOLOGY	
3.1.The Method of Research	10
3.2.Place of Research	12
3.3.Object of Research	13
3.4.Techniques of Collecting Data.....	14
3.5.Techniques of Analyzing Data.....	13
CHAPTER IV FINDING AND DISCUSSION	
4.1.Finding	16
1.Preliminary	17
2.Development of the Product.....	22
3. Testing.....	27
4.1.Discussion	29
CHAPTER V CONCLUSION AND SUGGESTION	
5.1.Conclusion	31
5.2.Suggestion.....	31
REFERENCES.....	33
APPENDICES	34

LIST OF PICTURES

Picture 4.1 Back cover and front cover of the booklet in draft model	18
Picture 4.2 Preface of the booklet in draft model	18
Picture 4.3 Table of content of the booklet in draft model	19
Picture 4.4 Page 1 and 2 of the booklet in draft model	19
Picture 4.5 Page 3 of the booklet in draft model.....	20
Picture 4.6 Page 4, 5 and 6 of the booklet in draft model	20
Picture 4.7 Page 7 of the booklet in draft model.....	21
Picture 4.8 Page 8 and 9 of the booklet in draft model	21
Picture 4.9 Page 10 and 11 of the booklet in draft model	21
Picture 4.10 Page 26 of the booklet in draft model.....	22
Picture 4.11 Back cover and front cover of the booklet in limited testing.....	23
Picture 4.12 Page 8 and 9 of the booklet in limited testing	24
Picture 4.13 Page 10 and 11 of the booklet in limited testing.....	24
Picture 4.14 Page 27 of the booklet in limited testing	25
Picture 4.15 Page 1 and 2 of the booklet in larger testing.....	26
Picture 4.16 Page 4 and 7 of the booklet in larger testing.....	26
Picture 4.17 Back cover and Front cover of the booklet in final product	27
Picture 4.18 Preface and table of content of the booklet in final product.....	28
Picture 4.19 Page 1 and 4 of the booklet in final product	28
Picture 4.20 Page 9 and 10 of the booklet in final product	29

LIST OF CHART

CHART 1 : The kinds and the pattern of Palembang traditional carving furniture	
.....	16