



KEMENTERIAN PENDIDIKAN DAN KEBUDAYAAN

POLITEKNIK NEGERI SRIWIJAYA

Jalan Sriwijaya Negara Bukit Besar Palembang 30319

Telepon (0711) 353414, Faksimil (0711) 355918

0293 20,
Ak

Kepada

Palembang, 20 Januari 2014

Yth. Pembantu Direktur I

Politeknik Negeri Sriwijaya

Hal : Pengumpulan Data Laporan Akhir

Dengan Hormat,

Sehubungan dengan ketetapan kurikulum yang berlaku di Politeknik Negeri Sriwijaya. Saya mahasiswi Jurusan Akuntansi Semester 5 (lima) merencanakan untuk melaksanakan pengambilan data di PT Sucofindo, (Persero) guna penulisan Laporan Akhir.

Guna melaksanakan kegiatan penelitian dan pengambilan data tersebut maka saya mengajukan permohonan kepada Direktur Politeknik Negeri Sriwijaya untuk memberikan surat pengantar untuk memperlancar kegiatan tersebut.

Saya mahasiswi yang akan melaksanakan kegiatan tersebut adalah :

No	Nama	NIM	Kelas
1	Beby rahayu Caesari	061130500412	5Ac

Selanjutnya surat permohonan tersebut ditujukan kepada :

Pimpinan : PT Sucofindo, (Persero)

Alamat : Jalan Jend Sudirman No. 774 Palembang, Sumsel 30129

Atas perhatian dan kebijaksanaan Bapak, di ucapkan terima kasih

Mengetahui

Ketua Jurusan Akuntansi

Aladin, S.E., Ak., CA

NIP 195706141990031001

Hormat Saya

Beby rahayu Caesari

NIM 061130500412



**KEMENTERIAN PENDIDIKAN DAN KEBUDAYAAN
POLITEKNIK NEGERI SRIWIJAYA**

Jalan Srijaya Negara Bukit Besar Palembang 30139

Telp. 0711-353414 Fax. 0711-355918

Website : <http://www.polsri.ac.id>, e-mail : info@polsri.ac.id

Nomor : 0293/PL6.3.1/AK/2014
Hal : Izin Pengambilan Data

20 Januari 2014

**Yth. Pimpinan
PT. Sucofindo (Persero)
Jalan Jenderal Sudirman No. 774
Palembang**

Dengan hormat,

Sesuai dengan kurikulum Jurusan Akuntansi pada Politeknik Negeri Sriwijaya, Laporan Akhir merupakan mata kuliah wajib pada semester VI (enam). Untuk itu mahasiswa kami memerlukan data untuk penyusunan Laporan Akhir tersebut.

Sehubungan dengan hal tersebut di atas, kami mohon Saudara dapat memberikan izin dan membantu mahasiswa kami ini untuk mengumpulkan data.

Mahasiswa kami yang akan mengumpulkan data tersebut adalah :

No	Nama	NIM	Kelas	Jurusan/ Program Studi
1	Beby Rahayu Caesari	0611 3050 0412	5 AC	Akuntansi

Atas perhatian dan bantuannya diucapkan terima kasih.



a.n. Direktur
& Pembantu Direktur I,

H. Firdaus, S.T., M.T.

NIP 196305151989031002

Tembusan:

1. Ketua Jurusan Akuntansi
2. Yang bersangkutan





PERUSAHAAN PERSEROAN (PERSERO) PT SUPERINTENDING COMPANY OF INDONESIA

0129 /HC-III/PLG/2014

Kepada Yth.
Politeknik Negeri Sriwijaya
Jalan Srijaya Negara, Palembang 30139
Palembang
Up.: H. Firdaus, S.T., M.T.

Dengan hormat,

Perihal : Persetujuan Pengambilan Data

Dengan hormat,

Menunjuk surat Saudara No. 0293/PL6.3.1/AK/2014 tanggal 20 Januari 2014, pada prinsipnya kami dapat menerima Mahasiswa Saudara untuk pengambilan data di PT. SUCOFINDO (Persero) Cabang Palembang dengan catatan bahwa data tersebut hanya dipergunakan untuk keperluan pendidikan dan tidak dipublikasikan kepada pihak manapun. Apabila Saudara setuju dengan ketentuan tersebut, kami mohon agar surat ini dapat ditandatangani dan disampaikan kembali kepada kami sebagai tanda persetujuan.

Demikian kami sampaikan atas perhatian Saudara diucapkan terima kasih.

Telah membaca dan
menyetujui isinya
Pembantu Direktur I,

H. FIRDAUS, S.T., M.T.

NIP 1063 0515 1989 03 1002

Palembang, 25 Maret 2014
PT. SUCOFINDO (Persero)

SUCOFINDO

Ir. Joni Ardi, MM
Kepala Cabang

CABANG PALEMBANG

Divisi Pengembangan Sumber Daya Manusia

PSM/DKL/05

Rev : 02

Hlm. 13 dari 14

Jl. JEND. SUDIRMAN NO. 774
PALEMBANG 30129

PHONE : (0711) 312990. HUNTING

FAX. (0711) 311978

PO. BOX. 1045

BRANCH AND SERVICE OFFICES
ALL OVER INDONESIA



KEMENTERIAN PENDIDIKAN DAN KEBUDAYAAN

POLITEKNIK NEGERI SRIWIJAYA

Jalan Srijaya Negara, Palembang 30139

Telp. 0711-353414 Fax. 0711-355918

Website : www.polisriwijaya.ac.id E-mail : info@polsri.ac.id

KESEPAKATAN BIMBINGAN LAPORAN AKHIR (LA)

Kami yang bertanda tangan di bawah ini,

Pihak Pertama

Nama : Beby Rahayu Caesari

NIM : 0611 3050 0412

Jurusan : Akuntansi

Program Studi : Akuntansi

Pihak Kedua

Nama : Kartika Rachma Sari, S.E., M.si., Ak., CA

NIP : 197104121998022001

Jurusan : Akuntansi

Program Studi : Akuntansi

Pada hari ini Senin tanggal 14 Maret 2014 telah sepakat untuk melakukan konsultasi bimbingan Laporan Akhir.

Konsultasi bimbingan sekurang-kurangnya 1 (satu) kali dalam satu minggu. Pelaksanaan bimbingan pada setiap hari Selasa pukul 10.45 WIB s/d selesai, tempat di Politeknik Negeri Sriwijaya.

Demikianlah kesepakatan ini dibuat dengan penuh kesadaran guna kelancaran penyelesaian Laporan Akhir.

Palembang, 14 Maret 2014

Pihak Pertama,

Pihak Kedua,

(Beby Rahayu Caesari)

NIM 0611 3050 0412

(Kartika Rachma Sari, S.E., M.si., Ak., CA)

NIP 197104121998022001

Mengetahui,
Ketua Jurusan

(Aladin, S.E., M.SI., Ak. CA)

NIP 195706141990031001





KEMENTERIAN PENDIDIKAN DAN KEBUDAYAAN

POLITEKNIK NEGERI SRIWIJAYA

Jalan Srijaya Negara, Palembang 30139

Telp. 0711-353414 Fax. 0711-355918

Website : www.polisriwijaya.ac.id E-mail : info@polsri.ac.id

KESEPAKATAN BIMBINGAN LAPORAN AKHIR (LA)

Kami yang bertanda tangan di bawah ini,

Pihak Pertama

Nama : Beby Rahayu Caesari

NIM : 0611 3050 0412

Jurusan : Akuntansi

Program Studi : Akuntansi

Pihak Kedua

Nama : Yuliana Sari, S.E., MBA., Ak

NIP : 197707292008012015

Jurusan : Akuntansi

Program Studi : Akuntansi

Pada hari ini Senin tanggal 5 Maret 2014 telah sepakat untuk melakukan konsultasi bimbingan Laporan Akhir.

Konsultasi bimbingan sekurang-kurangnya 1 (satu) kali dalam satu minggu. Pelaksanaan bimbingan pada setiap hari Selasa dan Jum'at pukul 09.30 WIB s/d selesai, tempat di Politeknik Negeri Sriwijaya.

Demikianlah kesepakatan ini dibuat dengan penuh kesadaran guna kelancaran penyelesaian Laporan Akhir.

Palembang, 5 Maret 2014

Pihak Pertama,

(Beby Rahayu Caesari)
NIM 0611 3050 0412

Pihak Kedua,

(Yuliana Sari, S.E., MBA., Ak)
NIP 197707292008012015

Mengetahui,
Ketua Jurusan

(Aladin, S.E., M.SI., Ak. CA)
NIP 195706141990031001






KEMENTERIAN PENDIDIKAN DAN KEBUDAYAAN
POLITEKNIK NEGERI SRIWIJAYA
Jalan Srijaya Negara, Palembang 30139
Telp. 0711-353414 Fax. 0711-355918
Website : www.polisriwijaya.ac.id E-mail : info@polsri.ac.id

LEMBAR BIMBINGAN LAPORAN AKHIR

Nama : Beby Rahayu Caesari
NIM : 061130500412
Mata Kuliah : Analisis Laporan Keuangan
Judul laporan Akhir : Pengaruh Rasio Aktivitas Terhadap Tingkat Likuiditas
Pada PT Sucofindo (Persero) Cabang Palembang Tahun
2004-2013
Pembimbing 1 : Kartika Rachma Sari, S.E., M.si., Ak., CA

No	Tanggal	Paraf Mahasiswa	Paraf Pembimbing	Keterangan
1	25 / 2014 /03	HZ	JK	Revisi Proposal
2	11 / 2014 /04	HZ	JK	Revisi Proposal
3	29 / 2014 /04	HZ	JK	Acc Proposal, Lanjut Bab I, II & III
4	06 / 2014 /04	HZ	JK	Acc Bab I, Lanjut Bab II
5	09 / 2014 /05	HZ	JK	Acc Bab II, Lanjut Bab III
6	19 / 2014 /05	HZ	JK	Acc Bab III, Lanjut Bab IV
7	30 / 2014 /05	HZ	JK	Acc Bab IV, Lanjut Bab V
8	10 / 2014 /06	HZ	JK	Acc Bab V, Lanjut Kelengkapan
9	27 / 2014 /06	HZ	JK	Revisi Kelengkapan
10	02 / 2014 /07	HZ	JK	Acc Keseluruhan

Palembang, 2 Juli 2014
Ketua Jurusan


(Aladin, S.E., M.Si., Ak., CA)
NIP 195706141990031001






KEMENTERIAN PENDIDIKAN DAN KEBUDAYAAN
POLITEKNIK NEGERI SRIWIJAYA
Jalan Srijaya Negara, Palembang 30139
Telp. 0711-353414 Fax. 0711-355918
Website : www.polisriwijaya.ac.id E-mail : info@polsri.ac.id

LEMBAR BIMBINGAN LAPORAN AKHIR

Nama : Beby Rahayu Caesari
NIM : 061130500412
Mata Kuliah : Analisis Laporan Keuangan
Judul laporan Akhir : Pengaruh Rasio Aktivitas Terhadap Tingkat Likuiditas
Pada PT Sucofindo (Persero) Cabang Palembang Tahun
2004-2013
Pembimbing 2 : Yuliana Sari, S.E., MBA., Ak

No	Tanggal	Paraf Mahasiswa	Paraf Pembimbing	Keterangan
1	25/03/2014	HZ	AK	Revisi Proposal
2	22/04/2014	HZ	AK	Revisi Proposal
3	25/04/2014	HZ	AK	Acc Proposal, Lanjut Bab I, II, III
4	29/04/2014	HZ	AK	Revisi Bab I, Lanjut Bab II
5	09/05/2014	HZ	AK	Revisi Bab II, Lanjut Bab III
6	20/05/2014	HZ	AK	Revisi Bab III, Lanjut Bab IV & V
7	23/06/2014	HZ	AK	Revisi Bab IV & V, Lanjut Kelengkapan
8	25/06/2014	HZ	AK	Revisi Bab IV & V, Kelengkapan
9	27/06/2014	HZ	AK	Revisi Kelengkapan
10	01/07/2014	HZ	AK	Acc keseluruhan

Palembang, 1 Juli 2014
Ketua Jurusan


(Aladin, S.E., M.Si., Ak., CA)
NIP 195706141990031001





KEMENTERIAN PENDIDIKAN DAN KEBUDAYAN
POLITEKNIK NEGERI SRIWIJAYA
JURUSAN AKUNTANSI

Jalan Srijaya Negara, Palembang 30139

Telp. (0711) 353414, Fax (0711) 355918. Email: akuntansi@polisriwijaya.ac.id Website: <http://www.polisriwijaya.ac.id>

KARTU KUNJUNGAN MAHASISWA

Nama : Beby Rahayu Caesari
NIM : 0611 3050 0412
Mata Kuliah : Analisa Laporan Keuangan
Pembimbing I : Kartika Rachma Sari, S.E., M.si., Ak., CA
Pembimbing II : Yuliana Sari, S.E., MBA., Ak

Nama perusahaan : PT Sucofindo (Persero) Cabang Palembang
Alamat : Jl Jendral Sudirman No.774 Palembang

No. Urut	Tanggal/Pukul Kunjungan			Keterangan Tugas	Evaluasi Dari Perusahaan	Cap dan Tanda Tangan Perusahaan
	Tanggal	Pukul (mulai)	Pukul (selesai)			
1	20 / 01 / 2014	13.00 wib	13.15 wib	Pengajuan surat pengambilan data		
2	25 / 01 / 2014	13.00 wib	13.20 wib	Pengambilan Surat balasan		
3	05 / 05 / 2014	13.00 wib	15.00 wib	Observasi awal		
4	09 / 05 / 2014	14.00 wib	16.00 wib	Pengumpulan data & Info		
5	12 / 05 / 2014	13.00 wib	15.00 wib	Pengambilan data		
6	30 / 06 / 2014	13.00 wib	15.00 wib	cap dan lain-lain		

Palembang, 1 Juni 2014

Mengetahui ;
Ketua Jurusan Akuntansi

Aladin, S.E., M.SI., Ak. CA
NIP 195706141990031001

Pembimbing I

Kartika Rachma Sari, S.E., M.si., Ak., CA
NIP. 197104121998022001

Pembimbing II

Yuliana Sari, S.E., MBA., Ak
NIP. 197707292008012015



currency IDR
 Cabang Gabungan=24 (CA B. PALEMBANG)

U R A I A N	SALDO AWAL	DEBIT	KREDIT	SALDO AKHIR	M U T A S I
0001 AKTIVA	0	12,663,341,139	6,794,574,718	5,868,766,421	5,868,766,421
0050 AKTIVA LANCAR	0	3,537,238,565	751,393,688	2,785,844,877	2,785,844,877
0100 KAS	0	8,880,650	0	8,880,650	8,880,650
0101 - Kas Rupiah	0	8,880,650	0	8,880,650	8,880,650
0110 BANK	0	249,264,504	0	249,264,504	249,264,504
0120 Bank BNI	0	249,264,504	0	249,264,504	249,264,504
0123 - Bank BNI PDO / IDR	0	222,537,746	0	222,537,746	222,537,746
0125 - Bank BNI PHP / IDR	0	26,726,758	0	26,726,758	26,726,758
0300 PIUTANG USAHA	0	2,787,044,538	1,976,500	2,785,068,038	2,785,068,038
0301 - P.Usaha Sektor Pertanian	0	115,362,988	0	115,362,988	115,362,988
0302 - P.Usaha Sektor INCO	0	732,884,052	1,976,000	730,908,052	730,908,052
0303 - P.Usaha Sektor Mineral	0	475,195,423	500	475,194,923	475,194,923
0304 - P.Usaha Sektor Migas	0	53,766,500	0	53,766,500	53,766,500
0306 - P.Usaha Sektor RKT	0	1,300,044,308	0	1,300,044,308	1,300,044,308
0310 - P.Usaha Sektor Jasa Umum	0	109,791,267	0	109,791,267	109,791,267
0311 - P. Usaha Jasa Laboratorium	0	63,984,063	0	63,984,063	63,984,063
0312 - P. Usaha Jasa Property	0	20,616,800	0	20,616,800	20,616,800
0313 - P. Usaha Jasa SNPS	0	25,190,404	0	25,190,404	25,190,404
0350 PENYISIHAN PIUTANG USAHA	0	1,788	749,057,188	(749,055,400)	-749,055,400
0351 - PPU. Sektor Pertanian	0	0	34,288,154	(34,288,154)	-34,288,154
0352 - PPU. Sektor Inco	0	0	173,090,432	(173,090,432)	-173,090,432
0353 - PPU. Sektor Mineral	0	1,788	2,920,638	(2,918,850)	-2,918,850
0354 - PPU. Sektor Minyak & Gas	0	0	4,905,120	(4,905,120)	-4,905,120
0356 - PPU. Sektor RKT	0	0	498,773,838	(498,773,838)	-498,773,838
0360 - PPU. Sektor Jasa Umum	0	0	35,079,006	(35,079,006)	-35,079,006
0361 - PPU Jasa Laboratorium	0	0	11,258,800	(11,258,800)	-11,258,800
0363 - PPU Jasa SNPS	0	0	22,820,206	(22,820,206)	-22,820,206
0400 PENDAPATAN DITERIMA DIMUKA	0	262,004,328	0	262,004,328	262,004,328
0410 Pendapatan Usaha Belum Diinvoicekan	0	262,004,328	0	262,004,328	262,004,328
0411 - PUBD. Sektor Pertanian	0	10,024,210	0	10,024,210	10,024,210
0412 - PUBD. Sektor INCO	0	66,948,039	0	66,948,039	66,948,039
0413 - PUBD. Sektor Mineral	0	36,067,763	0	36,067,763	36,067,763
0416 - PUBD. Sektor RKT	0	144,600,000	0	144,600,000	144,600,000
0420 - PUBD. Sektor Jasa Umum	0	4,364,316	0	4,364,316	4,364,316
0500 PIUTANG Lainnya	0	29,987,537	360,000	29,627,537	29,627,537
0520 Piutang Lainnya Afiliasi	0	360,000	360,000	0	0
0527 - Piutang KSO	0	360,000	360,000	0	0
0570 Piutang Pegawai	0	29,627,537	0	29,627,537	29,627,537
0571 - Piutang Pegawai	0	29,627,537	0	29,627,537	29,627,537
0600 LIANG MUKA	0	42,052,700	0	42,052,700	42,052,700
0605 Uang Muka Kerja / UUDP	0	42,052,700	0	42,052,700	42,052,700
0610 Uang Muka Kerja Operasi	0	29,180,200	0	29,180,200	29,180,200
0611 - UMK Operasi Sektor Pertanian	0	1,000,000	0	1,000,000	1,000,000
0612 - UMK Operasi Sektor Inco	0	11,500,000	0	11,500,000	11,500,000
0613 - UMK Operasi Sektor Mineral	0	1,300,000	0	1,300,000	1,300,000
0614 - UMK Operasi Sektor Migas	0	1,000,000	0	1,000,000	1,000,000
0617 - UMK Operasi Sektor RKT	0	1,900,000	0	1,900,000	1,900,000
0622 - UMK Operasi Sektor JUM	0	5,540,000	0	5,540,000	5,540,000
0623 - UMK Adm & Umum	0	6,940,200	0	6,940,200	6,940,200

8

currency IDR
 Cabang Gabungan=24 (CA B. PALEMBANG)

U R A I A N	SALDO AWAL	DEBIT	KREDIT	SALDO AKHIR	M U T A S I
0625 Uang Muka SPPD	0	12,872,500	0	12,872,500	12,872,500
0627 - UM SPPD Sektor Inco	0	772,000	0	772,000	772,000
0628 - UM SPPD Sektor Mineral	0	1,620,000	0	1,620,000	1,620,000
0632 - UM SPPD Sektor RKT	0	9,960,500	0	9,960,500	9,960,500
0636 - UM SPPD Sektor JUM	0	520,000	0	520,000	520,000
0700 PERSEDIAAN	0	123,611,679	0	123,611,679	123,611,679
0710 Bahan Operasi	0	102,502,063	0	102,502,063	102,502,063
0713 - BO. Jasa Minera l	0	470,833	0	470,833	470,833
0716 - BO. Jasa RKT	0	17,549,496	0	17,549,496	17,549,496
0720 - BO. Jasa Jasa U mum	0	84,481,734	0	84,481,734	84,481,734
0721 - BO. Jasa Laboratorium	0	58,185,034	0	58,185,034	58,185,034
0723 - BO. Jasa Pengendalian Hama	0	26,296,700	0	26,296,700	26,296,700
0740 Supplies	0	19,433,048	0	19,433,048	19,433,048
0743 - Alat Tulis & Ce takan	0	19,433,048	0	19,433,048	19,433,048
0750 Barang Dalam Perj alanan	0	1,676,568	0	1,676,568	1,676,568
0751 - Barang Dalam Pe rjalanan	0	1,676,568	0	1,676,568	1,676,568
0800 BIAYA DIBAYAR DI MUKA	0	34,390,841	0	34,390,841	34,390,841
0820 Biaya Operasional Dibayar Dimuka	0	244,531	0	244,531	244,531
0824 - Biaya Operasi l ainnya DD	0	244,531	0	244,531	244,531
0830 Biaya Fasilitas D ibayar Dimuka	0	34,146,310	0	34,146,310	34,146,310
0831 - Biaya Sewa DD	0	31,419,011	0	31,419,011	31,419,011
0833 - Biaya Asuransi DD	0	2,727,299	0	2,727,299	2,727,299
1100 AKTIVA TETAP	0	9,105,686,730	6,022,765,186	3,082,921,544	3,082,921,544
1105 NILAI PEROLEHAN	0	9,067,911,709	641,094,864	8,426,816,845	8,426,816,845
1110 Tanah	0	357,536,000	0	357,536,000	357,536,000
1111 - Tanah	0	357,536,000	0	357,536,000	357,536,000
1115 Bangunan	0	4,106,056,302	0	4,106,056,302	4,106,056,302
1116 - Bangunan Kantor	0	4,106,056,302	0	4,106,056,302	4,106,056,302
1125 Perlengkapan Mesin	0	355,187,955	0	355,187,955	355,187,955
1127 - Perlengkapan La innya	0	355,187,955	0	355,187,955	355,187,955
1130 Peralatan Operasi	0	2,644,450,213	641,094,864	2,003,355,349	2,003,355,349
1131 - PO. Sektor Pert anian	0	12,985,190	0	12,985,190	12,985,190



1133 - PO. Sektor Mine	ral	0	1,282,189,728	641,094,864	641,094,864	641,094,864
1136 - PO. Sektor RKT		0	609,185,832	0	609,185,832	609,185,832
1140 - PO. Sektor Umum		0	722,491,953	0	722,491,953	722,491,953
1141 - PO. Jasa	Laboratorium	0	688,088,784	0	688,088,784	688,088,784
1143 - PO. Jasa	SNPS	0	34,403,169	0	34,403,169	34,403,169
1149 - PO. Jasa Lainnya	a	0	17,597,510	0	17,597,510	17,597,510
1170 Kendaraan		0	59,133,545	0	59,133,545	59,133,545
1172 - Kendaraan Sepeda	a Motor	0	59,133,545	0	59,133,545	59,133,545
1180 Peralatan Kantor		0	489,846,250	0	489,846,250	489,846,250
1181 - Mebelair		0	326,135,300	0	326,135,300	326,135,300
1182 - Peralatan Lainnya	ya	0	163,710,950	0	163,710,950	163,710,950
1190 Peralatan Sistem	Informasi	0	1,055,701,444	0	1,055,701,444	1,055,701,444
1191 - Peralatan Sistem	m Informasi	0	1,055,701,444	0	1,055,701,444	1,055,701,444
1200 AKUMULASI PENYUSUTAN AKTIVA TETAP		0	21	5,343,895,322	(5,343,895,301)	-5,343,895,301
1215 Akum. Penyusutan	Bangunan	0	1	1,522,662,546	(1,522,662,545)	-1,522,662,545
1216 - Akum. Peny. Ban	gunan Kantor	0	1	1,522,662,546	(1,522,662,545)	-1,522,662,545
1225 Akum. Penyusutan	Perlengkapan	0	4	327,261,337	(327,261,333)	-327,261,333

B PT. S UCOFINDO CAB. PAI ALEMBANG Date -FEB-14 17:17:54
 TRIAL BALANCE NERACA DETAIL Page: 3
 Current Period: DESEMBER-2004

currency IDR
 Cabang Gabungan=24 (CA B. PALEMBANG)

U R A I A N	SALDO AWAL	DEBIT	KREDIT	SALDO AKHIR	M U T A S I
1227 - Akum. Peny. Per	0	4	327,261,337	(327,261,333)	-327,261,333
1230 Akum. Peny. Peral	0	11	1,932,158,977	(1,932,158,966)	-1,932,158,966
1231 - Akum. Peny. PO.	0	0	12,985,184	(12,985,184)	-12,985,184
1233 - Akum. Peny. PO.	0	1	639,678,174	(639,678,173)	-639,678,173
1236 - Akum. Peny. PO.	0	8	547,829,131	(547,829,123)	-547,829,123
1240 - Akum. Peny. PO.	0	2	714,068,981	(714,068,979)	-714,068,979
1241 - Akum. Pen	0	1	682,442,901	(682,442,900)	-682,442,900
1243 - Akum. Pen	0	1	31,626,080	(31,626,079)	-31,626,079
1249 - Akum. Peny. PO.	0	0	17,597,507	(17,597,507)	-17,597,507
1270 Akum. Peny. Kenda	0	0	56,582,968	(56,582,968)	-56,582,968
1272 - Akum. Peny. Ken	0	0	56,582,968	(56,582,968)	-56,582,968
1280 Akum. Peny. Peral	0	3	484,419,099	(484,419,096)	-484,419,096
1281 - Akum. Peny. Meb	0	0	326,135,258	(326,135,258)	-326,135,258
1282 - Akum. Peny. Per	0	3	158,283,841	(158,283,838)	-158,283,838
1290 Akum. Peny. Peral	0	2	1,020,810,395	(1,020,810,393)	-1,020,810,393
1291 - Akum. Peny. Per	0	2	1,020,810,395	(1,020,810,393)	-1,020,810,393
1300 PEMBELIAN AKTIVA	0	37,775,000	37,775,000	0	0
1330 Pembelian Peralat	0	2,000,000	0	2,000,000	2,000,000
1336 - Pemb. PO. Sek.	0	2,000,000	0	2,000,000	2,000,000
1390 Peralatan Sistem	0	35,775,000	0	35,775,000	35,775,000
1393 - Pemb. Peralatan	0	35,775,000	0	35,775,000	35,775,000
1415 PERKIRAAN PENUTUP	0	0	37,775,000	(37,775,000)	-37,775,000
1416 - Perkiraan Penut	0	0	37,775,000	(37,775,000)	-37,775,000
1700 AKTIVA LAIN - LAI	0	20,415,844	20,415,844	0	0
1800 AKTIVA TIDAK AKTI	0	20,415,843	1	20,415,842	20,415,842
1808 - Persediaan	0	20,415,843	1	20,415,842	20,415,842
1810 AKUMULASI PENYUSUTAN AKTIVA TIDAK AKTI	0	1	20,415,843	(20,415,842)	-20,415,842
1817 - Akum. Peny. Per	0	1	20,415,843	(20,415,842)	-20,415,842
2000 KEWAJIBAN DAN EKUI	0	6,324,764,902	12,193,531,323	(5,868,766,421)	-5,868,766,421
2010 KEWAJIBAN JANGKA	0	0	545,923,980	(545,923,980)	-545,923,980
2020 HUTANG USAHA	0	0	115,909,241	(115,909,241)	-115,909,241
2030 Hutang Usaha Invo	0	0	115,909,241	(115,909,241)	-115,909,241
2031 - Hutang Usaha In	0	0	115,909,241	(115,909,241)	-115,909,241
2075 - Pinjaman Kredit	0	0	0	0	0
2100 UANG MUKA PENJUAL	0	0	89,368,912	(89,368,912)	-89,368,912
2101 - UMP. Sektor Per	0	0	27,545,750	(27,545,750)	-27,545,750
2103 - UMP. Sektor Min	0	0	59,246,000	(59,246,000)	-59,246,000
2110 - UMP. Sektor Jas	0	0	2,577,162	(2,577,162)	-2,577,162
2170 HUTANG PAJAK	0	0	162,427,783	(162,427,783)	-162,427,783
2180 Hutang PPh	0	0	162,427,783	(162,427,783)	-162,427,783
2181 - Hutang PPh Pasa	0	0	150,386,881	(150,386,881)	-150,386,881
2182 - Hutang PPh Pasa	0	0	12,040,902	(12,040,902)	-12,040,902
2300 BIAYA MASIH HARUS	0	0	178,218,044	(178,218,044)	-178,218,044
2310 Biaya Pegawai Mas	0	0	9,000,000	(9,000,000)	-9,000,000
2315 - Biaya Pegawai	0	0	9,000,000	(9,000,000)	-9,000,000
2320 Biaya Operasional	0	0	119,274,994	(119,274,994)	-119,274,994
2324 - Biaya Operasion	0	0	119,274,994	(119,274,994)	-119,274,994
2340 Biaya Lainnya Mas	0	0	49,943,050	(49,943,050)	-49,943,050
2341 - Biaya Perjalanan	0	0	12,872,500	(12,872,500)	-12,872,500

B PT. S UCOFINDO CAB. PAI ALEMBANG Date -FEB-14 17:17:54
 TRIAL BALANCE NERACA DETAIL Page: 4
 Current Period: DESEMBER-2004

currency IDR
 Cabang Gabungan=24 (CA B. PALEMBANG)

U R A I A N	SALDO AWAL	DEBIT	KREDIT	SALDO AKHIR	M U T A S I
2346 - Biaya Umum MHD	0	0	7,570,550	(7,570,550)	-7,570,550
2347 - Biaya Lain-Lain	0	0	29,500,000	(29,500,000)	-29,500,000
2600 EKUITAS	0	1,163,679,250	675,015,789	488,663,461	488,663,461
2650 SALDO LABA/RUGI D	0	1,163,679,250	675,015,789	488,663,461	488,663,461
2651 - Saldo Laba/Rugi	0	1,162,279,250	673,615,789	488,663,461	488,663,461
2652 - Saldo Laba/Rugi	0	1,400,000	1,400,000	0	0
2700 POS PERANTARA	0	5,161,085,652	10,972,391,554	(5,811,505,902)	-5,811,505,902
2710 TRANSAKSI ANTAR U	0	5,160,885,652	10,972,391,554	(5,811,505,902)	-5,811,505,902
2720 R/K DENGAN KANTOR	0	60,029,512	10,649,002,261	(10,588,972,749)	10,588,972,749
2721 - R/K Kantor Pusa	0	60,029,512	10,649,002,261	(10,588,972,749)	10,588,972,749
2730 R/K DENGAN CABANG / SBU	0	5,100,856,140	323,389,293	4,777,466,847	4,777,466,847
2731 - R/K SBU. Pertan	0	370,536,524	0	370,536,524	370,536,524
2732 - R/K SBU. Inco	0	177,080,325	0	177,080,325	177,080,325
2733 - R/K SBU. RKT	0	529,328,662	0	529,328,662	529,328,662

2734 - R/K SBU. Minera	l	0	107,234,677	0	107,234,677	107,234,677
2735 - R/K SBU. Migas		0	1,319,322,092	0	1,319,322,092	1,319,322,092
2737 - R/K SBU. KKL		0	36,821,082	0	36,821,082	36,821,082
2738 - R/K SBU. SICS		0	0	7,050,000	(7,050,000)	-7,050,000
2739 - R/K SBU. PII		0	85,945,784	0	85,945,784	85,945,784
2740 - R/K SBU. Jasa-J	asa Umum	0	80,987,186	0	80,987,186	80,987,186
2741 - R/K Cabang Meda	n	0	1,668,172,414	0	1,668,172,414	1,668,172,414
2742 - R/K Cabang Peka	nbaru	0	0	57,245,479	(57,245,479)	-57,245,479
2743 - R/K Cabang Bata	m	0	117,187,180	0	117,187,180	117,187,180
2744 - R/K Cabang Pale	mbang	0	0	77,065,600	(77,065,600)	-77,065,600
2745 - R/K Cabang Bdr	Lampung	0	470,032,629	0	470,032,629	470,032,629
2746 - R/K Cabang Tarj	ung Pviok	0	0	18,842,044	(18,842,044)	-18,842,044
2747 - R/K Cabang Cile	gon	0	24,065,563	0	24,065,563	24,065,563
2748 - R/K Cabang Cibi	tung	0	0	130,493,181	(130,493,181)	-130,493,181
2749 - R/K Cabang Sema	rang	0	16,889,471	0	16,889,471	16,889,471
2750 - R/K Cabang Sura	baya	0	31,959,919	0	31,959,919	31,959,919
2751 - R/K Cabang Ball	kpapan	0	1,437,850	0	1,437,850	1,437,850
2752 - R/K Cabang Banj	armasin	0	0	119,583	(119,583)	-119,583
2753 - R/K Cabang Sama	rinda	0	0	25,600,906	(25,600,906)	-25,600,906
2754 - R/K Cabang Bont	ang	0	6,566,174	0	6,566,174	6,566,174
2755 - R/K Cabang Maka	sar	0	3,314,500	0	3,314,500	3,314,500
2759 - R/K Cab. Bandun	g	0	44,112,352	0	44,112,352	44,112,352
2760 - R/K Cab. Pontla	nak	0	0	6,972,500	(6,972,500)	-6,972,500
2761 - R/K Cab. Padang		0	9,861,756	0	9,861,756	9,861,756
2790 POS SILANG		0	200,000	200,000	0	0
2791 - Pos Silang Cent	ra AP	0	200,000	200,000	0	0

currency IDR
 Cabang Gabungan=24 (CAB. PALEMBANG)

	SAMPAI DENGAN BULAN LALU	MUTASI BULAN INI	SAMPAI DENGAN BULAN INI
TOTAL PENDAPATAN	-7,867,190,382	-1,037,841,056	-8,905,031,438
TOTAL BIAYA	6,645,639,738	1,231,389,936	7,877,029,674
1. PENDAPATAN OPERASI	-7,608,708,410	-1,131,574,948	-8,740,283,358
2. BIAYA OPERASI	5,681,368,065	867,481,377	6,548,849,442
- Biaya Operasi Langsung	4,273,439,108	723,803,803	4,997,242,911
- Biaya Operasi Tidak Langsung	1,407,928,957	143,677,574	1,551,606,531
3. LABA OPERASI	1,735,223,601	-264,093,571	-1,961,305,122
4. BIAYA USAHA	908,958,683	232,090,427	1,141,049,110
- Biaya Pemasaran	0	0	0
- Biaya Administrasi	908,958,683	232,090,427	1,141,049,110
- Biaya Pengembangan	0	0	0
5. LABA KOTOR USAHA	-788,252,868	-32,003,144	-820,256,012
- Pendapatan Lain-lain	-135,597,981	-29,150,099	-164,748,080
- Biaya Lain-lain	55,312,990	131,818,132	187,131,122
6. LABA/RUGI PEND&BY SBL LUAR BIASA	-936,187,934	93,548,880	-842,639,054
- Pendapatan Luar Biasa	0	0	0
- Biaya Luar Biasa	0	0	0
7. LABA SEBELUM PENYERTAAN	-936,187,934	93,548,880	-842,639,054
- Keuntungan / Rugi Penyertaan	0	0	0
8. LABA SEBELUM PAJAK KINI	-936,187,934	93,548,880	-842,639,054
- Pajak Kini	0	0	0
9. LABA SEBELUM PAJAK TANGGUHAN	-936,187,934	93,548,880	-842,639,054
- Pajak Tangguhan	0	0	0
10. LABA SEBELUM PAJAK	-936,187,934	93,548,880	-842,639,054
PENDAPATAN OPERASI	-7,608,708,410	-1,131,574,948	-8,740,283,358
Sektor Agricultural	-1,519,556,537	-357,583,742	-1,877,140,279
Sektor Consumer & Industrial Product	-1,464,573,649	-125,931,214	-1,590,504,863
Sektor Industry & Transportation	-2,479,232,592	-342,953,721	-2,822,186,313
Sektor Mineral	-1,340,552,214	-186,926,712	-1,527,478,926
Sektor Oil & Gas	-486,832,926	-85,666,944	-572,499,870
Sektor Financial & Investment	0	0	0
Sektor Forestry, Fishery & Environment servic	0	0	0
Sektor SICS	0	0	0
Sektor Government / Non ISPP	0	0	0
Sektor General Services	-317,960,492	-32,512,615	-350,473,107
BIAYA OPERASI	7,115,574,741	867,481,377	6,548,849,442
A. BIAYA OPERASI LANGSUNG	5,711,744,139	723,803,803	4,997,242,911
1. BIAYA OPERASI LANGSUNG PERSEKTOR	4,273,439,108	723,803,803	4,997,242,911
Sektor Agricultural	832,305,749	130,075,693	962,381,442
Sektor Consumer & Industrial Product	771,149,917	108,097,887	879,247,804
Sektor Industry & Transportation	1,582,778,604	297,377,358	1,880,155,962
Sektor Mineral	568,616,863	63,010,402	631,627,265
Sektor Oil & Gas	87,923,370	45,780,079	133,703,449
Sektor Financial & Investment	0	0	0
Sektor Forestry, Fishery & Environment servic	0	0	0
Sektor SICS	0	0	0
Sektor Government / Non ISPP	0	0	0
Sektor General Services	430,664,605	79,462,384	510,126,989

currency IDR
 Cabang Gabungan=24 (CAB. PALEMBANG)

	SAMPAI DENGAN BULAN LALU	MUTASI BULAN INI	SAMPAI DENGAN BULAN INI
2. BIAYA OPERASI LANGSUNG PER BIAYA	4,273,439,108	723,803,803	4,997,242,911
a. Beban Pegawai	2,199,584,321	173,019,680	2,372,604,001
b. Beban Perjalanan Dinas	465,328,373	128,662,196	593,990,569
c. Beban Operasional	1,202,260,910	328,123,492	1,530,384,402
d. Beban Fasilitas	598,474,511	90,076,747	688,551,258
e. Beban Penyusutan	59,654,634	42,099,988	101,754,622
f. Beban Kantor	57,773,577	8,082,900	65,856,477
g. Beban Property Intern	-309,637,218	-46,261,200	-355,898,418
B. BIAYA OPERASI TAK LANGSUNG	1,407,928,957	143,677,574	1,551,606,531
1. BIAYA OPERASI TAK LANGSUNG PER SEKTOR	1,407,928,957	143,677,574	1,551,606,531
Sektor Agricultural	526,615,187	49,577,803	576,192,990
Sektor Consumer & Industrial Product	206,053,747	19,767,235	225,820,982
Sektor Industry & Transportation	330,249,220	44,644,746	374,893,966
Sektor Mineral	176,320,441	10,964,040	187,284,481
Sektor Oil & Gas	65,808,555	7,427,050	73,235,605
Sektor Financial & Investment	0	0	0
Sektor Forestry, Fishery & Environment service	0	0	0
Sektor SICS	0	0	0
Sektor Government / Non ISPP	0	0	0
Sektor General Services	102,791,807	11,296,700	114,088,507
2. BIAYA OPERASI TAK LANGSUNG PER BIAYA	1,407,928,957	143,677,574	1,551,606,531
a. Beban Pegawai	495,128,543	15,530,409	510,658,952
b. Beban Perjalanan Dinas	45,371,728	3,243,250	48,614,978
c. Beban Fasilitas	119,783,944	10,417,348	130,201,292
d. Beban Penyusutan	15,346,434	1,258,350	16,604,784
e. Beban Kantor	270,532,693	67,808,455	338,341,148
f. Beban Pendidikan / Pelatihan	20,718,754	0	20,718,754
g. Beban Umum	147,342,865	18,793,874	166,136,739
h. Beban Property Intern	293,703,993	26,625,888	320,329,881
BIAYA USAHA	872,014,290	232,090,427	1,141,049,110
A. BIAYA PEMASARAN	0	0	0
1. Beban Pegawai	0	0	0



2. Beban Perjalanan Dinas	0	0	0
3. Beban Fasilitas	0	0	0
4. Beban Penyusutan	0	0	0
5. Beban Kantor	0	0	0
6. Beban Pendidikan / Pelatihan	0	0	0
7. Beban Promosi	0	0	0
8. Beban Umum	0	0	0
9. Beban Property Intern	0	0	0
8. BIAYA ADMINISTRASI & UMUM	872,014,290	232,090,427	1,141,049,110
1. Beban Pegawai	610,165,260	22,233,742	632,399,002
2. Beban Perjalanan Dinas	13,886,463	4,645,651	18,532,114
3. Beban Fasilitas	60,066,809	27,793,592	87,860,401
4. Beban Penyusutan	2,859,812	2,262,848	5,122,660
5. Beban Kantor	77,895,804	161,937,649	239,833,453
6. Beban Pendidikan / Pelatihan	0	0	0
7. Beban Umum	11,550,875	4,541,150	16,092,025
8. Beban Property Intern	95,589,267	8,675,795	104,265,062

PT. SUCOFINDO CAB PALEMBANG Date: 25-FEB-14 17:15:13
 LAPORAN LABA RUGI Page: 3
 Current Period: DESE MBER-2004

currency IDR
 Cabang Gabungan=24 (CAB. PALEMBANG)

	SAMPAI DENGAN BULAN LALU	MUTASI BULAN INI	SAMPAI DENGAN BULAN INI
C. BIAYA PENGEMBANGAN	0	0	0
1. Beban Pegawai	0	0	0
2. Beban Perjalanan Dinas	0	0	0
3. Beban Fasilitas	0	0	0
4. Beban Penyusutan	0	0	0
5. Beban Kantor	0	0	0
6. Beban Pendidikan / Pelatihan	0	0	0
7. Beban Umum	0	0	0
8. Beban Property Intern	0	0	0
PENDAPATAN & BIAYA LAIN-LAIN DILUAR USAHA	-60,747,769	125,552,024	64,804,255
PENDAPATAN LAIN-LAIN DILUAR USAHA	-135,597,981	-6,266,108	-164,748,080
- Bunga Deposito	0	0	0
- Jasa Giro	-4,010,611	-613,656	-4,624,267
- Penjualan Aktiva	-3,989,959	0	-3,989,959
- Hasil Investasi	0	0	0
- Dividen	0	0	0
- Bunga Pinjaman	0	0	0
- Pendapatan Piutang	0	0	0
- Laba Selisih Kurs	-127,597,411	-5,652,452	-133,249,863
- Selisih Lebih Kas	0	0	0
- Sewa	0	0	0
- Klaim Asuransi	0	0	0
- Laba Selisih Kurs atas Forward	0	0	0
- Pendapatan Lainnya	0	0	0
BEBAN LAIN-LAIN DILUAR USAHA	74,850,212	131,818,132	187,131,122
- Biaya Bunga Pinjaman	0	0	0
- Biaya Pinjaman	0	0	0
- Rugi Penjualan Aktiva	0	0	0
- Rugi Penghentian Aktiva	0	0	0
- Rugi Investasi	0	0	0
- Rugi Klaim	0	0	0
- Rugi Selisih Kurs	74,850,212	30,053,915	104,904,127
- Selisih Kurang Kas	0	0	0
- Biaya Pesangon / Uang Jasa Pegawai	0	0	0
- Biaya Selisih Kurs atas Forward	0	0	0
- Biaya Reimbust	0	0	0
- Biaya Lainnya	0	101,764,217	82,226,995
POS LUAR BIASA	0	0	0
PENDAPATAN LUAR BIASA	0	0	0
- Laba Akibat Perubahan Kebijakan Akuntan	0	0	0
- Klaim asuransi	0	0	0
- Laba Luar Biasa Lainnya	0	0	0
BEBAN LUAR BIASA	0	0	0
- Rugi Akibat Perubahan Kebijakan Akuntansi	0	0	0
- Rugi Bencana Alam dsb	0	0	0
- Rugi Luar Biasa Lainnya	0	0	0
KEUNTUNGAN / RUGI PENYERTAAN	0	0	0
- Keuntungan Penyertaan	0	0	0
- Rugi Penyertaan	0	0	0

PT. SUCOFINDO CAB PALEMBANG Date: 25-FEB-14 17:15:13
 LAPORAN LABA RUGI Page: 4
 Current Period: DESE MBER-2004

currency IDR
 Cabang Gabungan=24 (CAB. PALEMBANG)

	SAMPAI DENGAN BULAN LALU	MUTASI BULAN INI	SAMPAI DENGAN BULAN INI
PAJAK KINI	0	0	0
- Pajak Kini	0	0	0
PAJAK TANGGUHAN	0	0	0
- Pendapatan Pajak Tangguhan	0	0	0
- Rugi Pajak Tangguhan	0	0	0

currency IDR
Cabang Gabungan=24 (CAB. PALEMBANG)

U R A I A N	SALDO AWAL	DEBIT	KREDIT	SALDO AKHIR	M U T A S I
0001 AKTIVA	6,456,242,202	8,293,928,083	8,595,601,785	6,154,568,500	-301,673,702
0050 AKTIVA LANCAR	3,636,935,220	7,518,006,397	7,773,762,910	3,381,178,707	-255,756,513
0100 KAS	11,261,750	113,651,875	114,533,025	10,380,600	-881,150
0101 - Kas Rupiah	11,261,750	61,151,875	62,033,025	10,380,600	-881,150
0104 - Kas Dalam Perjalanan	0	52,500,000	52,500,000	0	0
0110 BANK	437,099,919	4,118,353,363	3,997,069,896	558,383,386	121,283,467
0120 Bank BNI	437,099,919	2,121,553,543	2,000,270,076	558,383,386	121,283,467
0123 - Bank BNI PDO / IDR	286,766,271	1,097,417,656	1,193,318,246	190,865,681	-95,900,590
0125 - Bank BNI PHP / IDR	150,333,648	1,024,135,887	806,951,830	367,517,705	217,184,057
0195 Transfer Uang Dalam Perjalanan	0	1,996,799,820	1,996,799,820	0	0
0196 - Transfer Bank Dropping	0	1,096,799,820	1,096,799,820	0	0
0197 - Transfer Bank Kontribusi Langsung	0	900,000,000	900,000,000	0	0
0300 PIUTANG USAHA	2,666,273,854	1,882,415,508	2,211,001,009	2,337,688,353	-328,585,501
0301 - P.Usaha Sektor Pertanian	231,567,226	285,638,558	232,764,217	284,441,567	52,874,341
0302 - P.Usaha Sektor Inco	115,144,088	301,724,691	255,010,392	161,858,387	46,714,299
0303 - P.Usaha Sektor Mineral	406,807,270	115,566,930	250,665,906	271,708,294	-135,098,976
0304 - P.Usaha Sektor Migas	104,857,548	64,280,717	108,022,377	61,115,888	-43,741,660
0306 - P.Usaha Sektor RKT	1,644,227,192	178,347,635	424,690,061	1,397,884,766	-246,342,426
0310 - P.Usaha Sektor Jasa Umum	163,670,530	14,426,567	17,417,646	160,679,451	-2,991,079
0311 - P. Usaha Jasa Laboratorium	64,775,624	2,385,307	3,306,126	63,854,805	-920,819
0312 - P. Usaha Jasa Property	26,201,160	4,721,260	6,791,520	24,130,900	-2,070,260
0313 - P. Usaha Jasa SNPS	72,693,746	7,320,000	7,320,000	72,693,746	0
0319 - Pos Silang Piutang Usaha	0	887,629,382	887,629,382	0	0
0320 - Pos Silang PPh Pasal 23	0	34,801,028	34,801,028	0	0
0350 PENYISIHAN PIUTANG USAHA	(525,891,575)	42,881,045	182,353,729	(665,364,259)	-139,472,684
0351 - PPU. Sektor Pertanian	(31,296,106)	7,983,449	1,936,710	(25,249,367)	6,046,739
0352 - PPU. Sektor Inco	0	6,351,000	6,901,000	(550,000)	-550,000
0353 - PPU. Sektor Mineral	(2,918,850)	3,869,090	2,126,740	(1,176,500)	1,742,350
0356 - PPU. Sektor RKT	(459,237,613)	10,968,706	161,965,825	(610,234,732)	-150,997,119
0360 - PPU. Sektor Jasa Umum	(32,439,006)	13,708,800	9,423,454	(28,153,660)	4,285,346
0361 - PPU Jasa Laboratorium	(12,258,800)	12,258,800	0	0	12,258,800
0362 - PPU Jasa Property	0	0	4,826,250	(4,826,250)	-4,826,250
0363 - PPU Jasa SNPS	(20,180,206)	1,450,000	4,597,204	(23,327,410)	-3,147,204
0400 PENDAPATAN DITERIMA DIMUKA	538,734,572	911,901,308	662,874,919	787,760,961	249,026,389
0410 Pendapatan Usaha Belum Dimvoicekan	538,734,572	911,901,308	662,874,919	787,760,961	249,026,389
0411 - PUBD. Sektor Pertanian	36,925,278	148,787,672	57,630,265	128,082,685	91,157,407
0412 - PUBD. Sektor INCO	103,062,529	25,772,545	119,008,498	9,826,576	-93,235,953
0413 - PUBD. Sektor Mineral	70,000,000	172,000,000	70,000,000	172,000,000	102,000,000
0416 - PUBD. Sektor RKT	318,046,400	557,360,726	397,555,426	477,851,700	159,805,300
0420 - PUBD. Sektor Jasa Umum	10,700,365	7,980,365	18,680,730	0	-10,700,365
0500 PIUTANG Lainnya	29,321,537	105,000	144,000	29,282,537	-39,000
0520 Piutang Lainnya Afiliasi	39,000	105,000	144,000	0	-39,000
0526 - Piutang Koperasi Pegawai	39,000	105,000	144,000	0	-39,000
0570 Piutang Pegawai	29,282,537	0	0	29,282,537	0
0571 - Piutang Pegawai	29,282,537	0	0	29,282,537	0
0600 UANG MUKA	94,299,500	121,637,250	115,755,500	100,181,250	5,881,750
0605 Uang Muka Kerja / UUDP	94,299,500	121,637,250	115,755,500	100,181,250	5,881,750
0610 Uang Muka Kerja Operasi	65,755,500	67,388,500	77,997,500	55,146,500	-10,609,000
0611 - UMK Operasi Sektor Pertanian	2,500,000	6,500,000	8,000,000	1,000,000	-1,500,000

B

Date 25

-FEB-14 17:17:51
Page: 2

currency IDR
Cabang Gabungan=24 (CAB. PALEMBANG)

U R A I A N	SALDO AWAL	DEBIT	KREDIT	SALDO AKHIR	M U T A S I
0612 - UMK Operasi Sektor Inco	8,000,000	14,400,000	11,400,000	11,000,000	3,000,000
0613 - UMK Operasi Sektor Mineral	1,500,000	1,000,000	1,500,000	1,000,000	-500,000
0614 - UMK Operasi Sektor Migas	5,000,000	3,000,000	5,000,000	3,000,000	-2,000,000
0616 - UMK Operasi Sektor KKL	1,000,000	3,000,000	3,000,000	1,000,000	0
0617 - UMK Operasi Sektor RKT	23,500,000	18,725,000	22,125,000	20,100,000	-3,400,000
0622 - UMK Operasi Sektor JUM	5,401,500	8,366,500	8,971,500	4,796,500	-605,000
0623 - UMK Adm & Umum	18,854,000	12,397,000	18,001,000	13,250,000	-5,604,000
0625 Uang Muka SPPD	28,544,000	54,248,750	37,758,000	45,034,750	16,490,750
0626 - UM SPPD Sektor Pertanian	4,160,000	1,005,000	0	5,165,000	1,005,000
0627 - UM SPPD Sektor Inco	0	4,095,000	4,095,000	0	0
0628 - UM SPPD Sektor Mineral	1,636,000	0	0	1,636,000	0
0629 - UM SPPD Sektor Migas	6,350,000	6,183,800	3,350,000	9,183,800	2,833,800
0631 - UM SPPD Sektor KKL	0	3,865,000	960,000	2,905,000	-2,905,000
0632 - UM SPPD Sektor RKT	10,750,500	24,202,450	17,605,500	17,347,450	6,596,950
0636 - UM SPPD Sektor JUM	3,807,500	14,352,500	9,362,500	8,797,500	4,990,000
0637 - UM SPPD Adm & Umum	1,840,000	545,000	2,385,000	0	-1,840,000
0655 PAJAK DIBAYAR DIMUKA	82,344,467	87,607,989	151,259,600	18,692,856	-63,651,611
0660 PPh Pasal 21	56,617,494	7,439,700	64,057,194	0	-56,617,494
0661 - PPh Pasal 21	56,617,494	7,439,700	64,057,194	0	-56,617,494
0670 PPh Badan	21,895,576	71,158,581	74,361,301	18,692,856	-3,202,720
0672 - PPh Pasal 23 Waba	21,895,576	71,158,581	74,361,301	18,692,856	-3,202,720
0680 PPN	3,831,397	9,009,708	12,841,105	0	-3,831,397
0681 - PPN Masukan	3,831,397	9,009,708	12,841,105	0	-3,831,397
0700 PERSEDIAAN	150,387,297	7,428,718	29,832,165	127,982,850	-22,403,447
0710 Bahan Operasi	132,957,320	2,931,298	21,358,481	114,530,137	-18,427,183
0713 - BO. Jasa Mineral	470,833	0	470,833	0	-470,833
0716 - BO. Jasa RKT	69,693,243	0	12,701,305	56,991,938	-12,701,305
0720 - BO. Jasa Jasa Umum	62,793,244	2,931,298	8,186,343	57,538,199	-5,255,045
0721 - BO. Jasa Laboratorium	56,626,716	2,931,298	2,728,343	56,829,671	202,955
0723 - BO. Jasa Pengendalian Hama	6,166,528	0	5,458,000	708,528	-5,458,000
0740 Supplies	17,429,977	4,497,420	8,473,684	13,453,713	-3,976,264
0743 - Alat Tulis & Cetak	17,429,977	4,497,420	8,473,684	13,453,713	-3,976,264



0800 BIAYA DIBAYAR DI MUKA	153,103,899	232,024,341	308,939,067	76,189,173	-76,914,726
0810 Biaya Pegawai Dibayar Dimuka	4,520,215	0	4,520,215	0	-4,520,215
0812 - Tunjangan Cuti DD	4,520,215	0	4,520,215	0	-4,520,215
0820 Biaya Operasional Dibayar Dimuka	70,262,016	71,371,307	128,497,663	13,135,660	-57,126,356
0821 - Biaya Bahan Operasi DD	2,394,452	0	2,394,452	0	-2,394,452
0822 - Biaya Penunjang Operasi DD	25,986,270	0	25,986,270	0	-25,986,270
0824 - Biaya Operasi Lainnya DD	41,881,294	71,371,307	100,116,941	13,135,660	-28,745,634
0830 Biaya Fasilitas Dibayar Dimuka	65,322,597	4,444,444	11,208,528	58,558,513	-6,764,084
0831 - Biaya Sewa DD	60,255,358	4,444,444	10,195,081	54,504,721	-5,750,637
0833 - Biaya Asuransi DD	5,067,239	0	1,013,447	4,053,792	-1,013,447
0840 Biaya Lainnya Dibayar Dimuka	12,999,071	156,208,590	164,712,661	4,495,000	-8,504,071
0841 - Biaya Lainnya Dibayar Dimuka	12,999,071	156,208,590	164,712,661	4,495,000	-8,504,071
1100 AKTIVA TETAP	2,819,306,982	775,921,686	821,838,875	2,773,389,793	-45,917,189
1105 NILAI PEROLEHAN	8,278,192,623	644,948,244	692,421,744	8,230,719,123	-47,473,500
1110 Tanah	357,536,000	0	0	357,536,000	0
1111 - Tanah	357,536,000	0	0	357,536,000	0
1115 Bangunan	4,106,056,302	0	0	4,106,056,302	0

PT. S UCOFINDO CAB. PAI G
TRIAL BALANCE NERACA DETAIL
Current Period: DESEMBER-2005
Date: 25 -FEB-14 17:17:51
Page: 3

currency IDR
Cabang Gabungan=24 (CAB. PALEMBANG)

U R A I A N	SALDO AWAL	DEBIT	KREDIT	SALDO AKHIR	MUTASI
1116 - Bangunan Kantor	4,106,056,302	0	0	4,106,056,302	0
1125 Perlengkapan Mesin	355,187,955	0	0	355,187,955	0
1127 - Perlengkapan Lainnya	355,187,955	0	0	355,187,955	0
1130 Peralatan Operasi	1,989,656,049	636,608,244	676,058,244	1,950,206,049	-39,450,000
1131 - PO. Sektor Pertanian	684,530,304	30,397,680	0	714,927,984	30,397,680
1132 - PO. Sektor Inco	0	4,565,700	0	4,565,700	4,565,700
1133 - PO. Sektor Mineral	651,536,044	601,644,864	671,492,544	581,688,364	-69,847,680
1136 - PO. Sektor RKT	609,185,832	0	0	609,185,832	0
1140 - PO. Sektor Umum	39,838,169	0	0	39,838,169	0
1143 - PO. Jasa SNPS	39,838,169	0	0	39,838,169	0
1149 - PO. Jasa Lainnya	4,565,700	0	4,565,700	0	-4,565,700
1170 Kendaraan	59,133,545	0	0	59,133,545	0
1172 - Kendaraan Sepeda Motor	59,133,545	0	0	59,133,545	0
1180 Peralatan Kantor	481,636,450	8,340,000	11,017,500	478,958,950	-2,677,500
1181 - Mebelair	309,005,000	8,340,000	0	317,345,000	8,340,000
1182 - Peralatan Lainnya	172,631,450	0	11,017,500	161,613,950	-11,017,500
1190 Peralatan Sistem Informasi	928,986,322	0	5,346,000	923,640,322	-5,346,000
1191 - Peralatan Sistem Informasi	928,986,322	0	5,346,000	923,640,322	-5,346,000
1200 AKUMULASI PENYUSUTAN AKTIVA TETAP	(5,458,885,641)	130,973,442	129,417,131	(5,457,329,330)	1,556,311
1215 Akum. Penyusutan Bangunan	(1,693,748,225)	0	34,217,134	(1,727,965,359)	-34,217,134
1216 - Akum. Peny. Bangunan Kantor	(1,693,748,225)	0	34,217,134	(1,727,965,359)	-34,217,134
1225 Akum. Penyusutan Perlengkapan	(354,681,083)	0	506,869	(355,187,952)	-506,869
1227 - Akum. Peny. Perlengkapan Lainnya	(354,681,083)	0	506,869	(355,187,952)	-506,869
1230 Akum. Peny. Peralatan Operasi	(1,972,883,259)	113,863,572	82,085,563	(1,941,105,250)	31,778,009
1231 - Akum. Peny. PO. Sek. Pertanian	(684,530,474)	202	30,397,674	(714,927,946)	-30,397,472
1232 - Akum. Peny. PO. Sek. Inco	0	0	4,565,698	(4,565,698)	-4,565,698
1233 - Akum. Peny. PO. Sek. Mineral	(650,952,684)	109,297,672	39,616,667	(581,271,679)	69,681,005
1236 - Akum. Peny. PO. Sek. RKT	(600,760,824)	0	6,740,944	(607,501,768)	-6,740,944
1240 - Akum. Peny. PO. Sek. JUM	(32,073,579)	0	764,580	(32,838,159)	-764,580
1243 - Akum. Peny. PO. Jasa SNPS	(32,073,579)	0	764,580	(32,838,159)	-764,580
1249 - Akum. Peny. PO. Jasa Lainnya	(4,565,698)	4,565,698	0	0	4,565,698
1270 Akum. Peny. Kendaraan	(59,133,540)	3	0	(59,133,537)	3
1272 - Akum. Peny. Kendaraan Sepeda Motor	(59,133,540)	3	0	(59,133,537)	3
1280 Akum. Peny. Peralatan Kantor	(472,902,797)	11,467,864	10,019,719	(471,454,652)	1,448,145
1281 - Akum. Peny. Mebelair	(326,135,258)	8,790,365	0	(317,344,893)	8,790,365
1282 - Akum. Peny. Peralatan Lainnya	(146,767,539)	2,677,499	10,019,719	(154,109,759)	-7,342,220
1290 Akum. Peny. Peralatan SI	(905,536,737)	5,642,003	2,587,846	(902,482,580)	3,054,157
1291 - Akum. Peny. Peralatan SI	(905,536,737)	5,642,003	2,587,846	(902,482,580)	3,054,157
1330 Pembelian Peralatan Operasi	8,000,000	0	0	8,000,000	0
1340 - Pemb. PO. Sek. Umum	8,000,000	0	0	8,000,000	0
1343 - Pemb. PO. Jasa SNPS	8,000,000	0	0	8,000,000	0
1380 Peralatan / Perabot Kantor	9,812,550	0	0	9,812,550	0
1382 - Pemb. Peralatan Lainnya	9,812,550	0	0	9,812,550	0
1415 PERKIRAAN PENUTUP	(17,812,550)	0	0	(17,812,550)	0
1416 - Perkiraan Penutup	(17,812,550)	0	0	(17,812,550)	0
2000 KEWAJIBAN DAN EKUITAS	(6,456,242,202)	7,959,340,978	7,657,667,276	(6,154,568,500)	301,673,702
2010 KEWAJIBAN JANGKA PENDEK	(962,597,859)	3,692,187,626	3,496,910,930	(767,321,163)	195,276,696
2020 HUTANG USAHA	(80,072,511)	2,273,274,271	2,210,741,260	(17,539,500)	62,533,011
2030 Hutang Usaha Invoice	(80,072,511)	2,273,274,271	2,210,741,260	(17,539,500)	62,533,011

PT. S UCOFINDO CAB. PAI G
TRIAL BALANCE NERACA DETAIL
Current Period: DESEMBER-2005
Date: 25 -FEB-14 17:17:51
Page: 4

currency IDR
Cabang Gabungan=24 (CAB. PALEMBANG)

U R A I A N	SALDO AWAL	DEBIT	KREDIT	SALDO AKHIR	MUTASI
2031 - Hutang Usaha Intern	(80,072,511)	2,273,274,271	2,210,741,260	(17,539,500)	62,533,011
2075 - Pinjaman Kredit Investasi					
2100 UANG MUKA PENJUALAN	(218,360,951)	208,942,365	356,848,242	(266,266,828)	-147,905,877
2101 - UMP. Sektor Pertanian	(126,844,108)	38,608,769	40,926,159	(129,161,498)	-2,317,390
2102 - UMP. Sektor Inco	(54,630,300)	106,666,733	92,055,803	(40,019,370)	14,610,930
2103 - UMP. Sektor Mineral	(1,512,443)	0	183,549,000	(185,061,443)	-183,549,000
2104 - UMP. Sektor Minyak & Gas	(20,850,000)	21,850,000	1,000,000	0	20,850,000
2106 - UMP. Sektor RKT	0	11,435,000	11,435,000	0	0
2110 - UMP. Sektor Jasa Umum	(14,524,100)	30,381,863	27,882,280	(12,024,517)	2,499,583
2140 HUTANG ASURANSI	(39,463,734)	61,179,243	21,715,509	0	39,463,734
2142 - Hutang Asuransi Jamsostek	(39,463,734)	61,179,243	21,715,509	0	39,463,734
2170 HUTANG PAJAK	(133,829,221)	400,650,668	399,968,044	(133,146,597)	682,624
2180 Hutang PPh	(90,346,293)	264,685,251	307,485,555	(133,146,597)	-42,800,304
2181 - Hutang PPh Pasal 21	(89,462,533)	264,268,962	305,929,552	(131,123,123)	-41,660,590

2182 - Hutang PPh Pasal 23 Wepu	(883,760)	416,289	1,556,003	(2,023,474)	-1,139,714
2190 Hutang PPN	(43,482,928)	135,965,417	92,482,489	0	43,482,928
2191 - Hutang PPN Keluaran	(43,482,928)	135,965,417	92,482,489	0	43,482,928
2230 HUTANG LANCAR Lainnya	0	69,941,861	69,941,861	0	0
2234 - Hutang Koperasi Pegawai	0	64,985,711	64,985,711	0	0
2235 - Hutang SPS / Perindo	0	4,956,150	4,956,150	0	0
2250 PENDAPATAN DITERIMA DIMUKA	(43,048,390)	7,897,250	0	(35,151,140)	7,897,250
2251 - Sewa/Service Charge Diterima	(43,048,390)	7,897,250	0	(35,151,140)	7,897,250
2300 BIAYA MASIH HARUS DIBAYAR	(447,823,052)	670,301,968	437,696,014	(215,217,098)	232,605,954
2310 Biaya Pegawai Masih Harus Dibayar	(423,323,052)	670,301,968	246,978,916	0	423,323,052
2311 - Biaya Gaji / Tunjangan MHD	0	185,391,100	185,391,100	0	0
2312 - Biaya Tunjangan Tahunan MHD	(423,323,052)	484,910,868	61,587,816	0	423,323,052
2340 Biaya Lainnya Masih Harus Dibayar	(24,500,000)	0	190,717,098	(215,217,098)	-190,717,098
2341 - Biaya Perjalanan Dinas MHD	0	0	26,668,450	(26,668,450)	-26,668,450
2346 - Biaya Umum MHD	0	0	164,048,648	(164,048,648)	-164,048,648
2347 - Biaya Lain-Lain MHD	(24,500,000)	0	0	(24,500,000)	0
2600 EKUITAS	(904,951,055)	2,614,155,688	2,520,606,808	(811,402,175)	93,548,880
2650 SALDO LABA/RUGI DITAHAN	(904,951,055)	2,614,155,688	2,520,606,808	(811,402,175)	93,548,880
2652 - Saldo Laba/Rugi Tahun Berjalan	(904,951,055)	2,614,155,688	2,520,606,808	(811,402,175)	93,548,880
2700 POS PERANTARA	(4,588,693,288)	1,652,997,664	1,640,149,538	(4,575,845,162)	12,848,126
2710 TRANSAKSI ANTAR UNIT KERJA	(4,588,693,288)	1,355,220,592	1,342,372,466	(4,575,845,162)	12,848,126
2720 R/K DENGAN KANTOR PUSAT	(10,284,676,668)	983,086,056	1,265,653,008	(10,567,243,620)	-282,566,952
2721 - R/K Kantor Pusat	(10,284,676,668)	983,086,056	1,265,653,008	(10,567,243,620)	-282,566,952
2730 R/K DENGAN CABANG / SBU	5,695,983,380	372,134,536	76,719,458	5,991,398,458	295,415,078
2731 - R/K SBU. Pertanian	598,897,279	34,900,784	2,519,804	631,278,259	32,380,980
2732 - R/K SBU. Inco	262,580,501	0	0	262,580,501	0
2733 - R/K SBU. RKT	187,766,832	23,448,171	0	211,215,003	23,448,171
2734 - R/K SBU. Mineral	135,230,123	992,050	1,087,846	135,134,327	-95,796
2735 - R/K SBU. Migas	1,621,522,597	43,082,232	3,493,900	1,661,110,929	39,588,332
2736 - R/K SBU. Financial	749,000	0	0	749,000	0
2737 - R/K SBU. KKL	95,137,789	45,124,105	0	140,261,894	45,124,105
2738 - R/K SBU. SICs	(7,050,000)	0	0	(7,050,000)	0
2739 - R/K SBU. PII	86,409,284	140,000	0	86,549,284	140,000
2740 - R/K SBU. Jasa-Jasa Umum	96,940,081	28,397,530	0	125,337,611	28,397,530
2741 - R/K Cabang Medan	1,677,629,935	14,532,838	2,834,108	1,689,328,665	11,698,730

0

PT. S UCOFINDO CAB. PAI G
TRIAL BALANCE NERACA DETAIL
Current Period: DESEMBER-2005

D

ate: 25 -FEB-14 17:17:51

Page: 5

currency IDR

Cabang Gabungan=24 (CAB. PALEMBANG)

U R A I A N	SALDO AWAL	D E B I T	K R E D I T	SALDO AKHIR	M	U T A S I
2742 - R/K Cabang Pekanbaru	(62,014,919)	1	5,747,516	(67,762,434)		-5,747,515
2743 - R/K Cabang Batam	134,174,822	0	1,776,151	132,398,671		-1,776,151
2744 - R/K Cabang Palembang	(77,065,600)	0	0	(77,065,600)		0
2745 - R/K Cabang Bdr Lampung	1,026,440,887	165,118,371	32,751,795	1,158,807,463		132,366,576
2746 - R/K Cabang Tanjung Priok	(19,907,044)	0	0	(19,907,044)		0
2747 - R/K Cabang Cilegon	7,644,032	0	157,757	7,801,789		-157,757
2748 - R/K Cabang Cibitung	(182,976,883)	900,000	5,719,925	(187,796,808)		-4,819,925
2749 - R/K Cabang Semarang	17,619,271	0	0	17,619,271		0
2750 - R/K Cabang Surabaya	31,959,919	0	0	31,959,919		0
2751 - R/K Cabang Balikpapan	1,437,850	0	0	1,437,850		0
2752 - R/K Cabang Banjarmasin	(119,583)	0	0	(119,583)		0
2753 - R/K Cabang Samarinda	(25,600,906)	0	0	(25,600,906)		0
2754 - R/K Cabang Bontang	8,074,174	0	0	8,074,174		0
2755 - R/K Cabang Makassar	3,724,860	0	0	3,724,860		0
2759 - R/K Cab. Bandung	39,846,322	0	20,630,656	19,215,666		-20,630,656
2760 - R/K Cab. Pontianak	(6,972,500)	0	0	(6,972,500)		0
2761 - R/K Cab. Padang	43,905,257	15,498,454	0	59,403,711		15,498,454
2790 POS SILANG	0	297,777,072	297,777,072	0		0
2791 - Pos Silang Centra AP	0	84,644,554	84,644,554	0		0
2792 - Pos Silang Centra AR	0	205,148,668	205,148,668	0		0
2795 - Pos Silang Uang Muka	0	7,983,850	7,983,850	0		0

0

currency IDR
 Cabang Gabungan=24 (CAB. PALEMBANG)

	SAMPAI DENGAN BULAN LALU	MUTASI BULAN INI	SAMPAI DENGAN BULAN INI
TOTAL PENDAPATAN	-8,967,390,298	-1,137,841,056	-10,105,231,354
TOTAL BIAYA	8,062,439,243	1,231,389,936	9,293,829,179
1. PENDAPATAN OPERASI	-8,831,792,317	-1,131,574,948	-9,963,367,265
2. BIAYA OPERASI	7,115,574,741	867,481,377	7,983,056,118
- Biaya Operasi Langsung	5,711,744,139	723,803,803	6,435,547,942
- Biaya Operasi Tidak Langsung	1,403,830,602	143,677,574	1,547,508,176
3. LABA OPERASI	-1,716,217,576	-264,093,571	-1,980,311,147
4. BIAYA USAHA	872,014,290	232,090,427	1,104,104,717
- Biaya Pemasaran	0	0	0
- Biaya Administrasi	872,014,290	232,090,427	1,104,104,717
- Biaya Pengembangan	0	0	0
5. LABA KOTOR USAHA	-844,203,286	-32,003,144	-876,206,430
- Pendapatan Lain-lain	-135,597,981	-6,266,108	-141,864,089
- Biaya Lain-lain	74,850,212	131,818,132	206,668,344
6. LABA/RUGI PEND&BY SBL LUAR BIASA	-904,951,055	93,548,880	-811,402,175
- Pendapatan Luar Biasa	0	0	0
- Biaya Luar Biasa	0	0	0
7. LABA SEBELUM PENYERTAAN	-904,951,055	93,548,880	-811,402,175
- Keuntungan / Rugi Penyertaan	0	0	0
8. LABA SEBELUM PAJAK KINI	-904,951,055	93,548,880	-811,402,175
- Pajak Kini	0	0	0
9. LABA SEBELUM PAJAK TANGGUHAN	-904,951,055	93,548,880	-811,402,175
- Pajak Tangguhan	0	0	0
10. LABA SEBELUM PAJAK	-904,951,055	93,548,880	-811,402,175
PENDAPATAN OPERASI	-8,831,792,317	-1,131,574,948	-9,963,367,265
Sektor Agricultural	-1,723,403,855	-357,583,742	-2,080,987,597
Sektor Consumer & Industrial Product	-1,668,420,966	-125,931,214	-1,794,352,180
Sektor Industry & Transportation	-2,683,079,910	-342,953,721	-3,026,033,631
Sektor Mineral	-1,544,399,532	-186,926,712	-1,731,326,244
Sektor Oil & Gas	-690,680,244	-85,666,944	-776,347,188
Sektor Financial & Investment	0	0	0
Sektor Forestry, Fishery & Environment servic	0	0	0
Sektor SICS	0	0	0
Sektor Government / Non ISPP	0	0	0
Sektor General Services	-521,807,810	-32,512,615	-554,320,425
BIAYA OPERASI	7,115,574,741	867,481,377	7,983,056,118
A. BIAYA OPERASI LANGSUNG	5,711,744,139	723,803,803	6,435,547,942
1. BIAYA OPERASI LANGSUNG PERSEKTOR	5,711,744,139	723,803,803	6,435,547,942
Sektor Agricultural	1,072,023,254	130,075,693	1,202,098,947
Sektor Consumer & Industrial Product	1,010,867,422	108,097,887	1,118,965,309
Sektor Industry & Transportation	1,822,496,109	297,377,358	2,119,873,467
Sektor Mineral	808,334,368	63,010,402	871,344,770
Sektor Oil & Gas	327,637,876	45,780,079	373,417,955
Sektor Financial & Investment	0	0	0
Sektor Forestry, Fishery & Environment servic	0	0	0
Sektor SICS	0	0	0
Sektor Government / Non ISPP	0	0	0
Sektor General Services	670,385,110	79,462,384	749,847,494

currency IDR
 Cabang Gabungan=24 (CAB. PALEMBANG)

	SAMPAI DENGAN BULAN LALU	MUTASI BULAN INI	SAMPAI DENGAN BULAN INI
2. BIAYA OPERASI LANGSUNG PER BIAYA	5,711,744,139	723,803,803	6,435,547,942
a. Beban Pegawai	2,816,000,763	173,019,680	2,989,020,443
b. Beban Perjalanan Dinas	670,800,520	128,662,196	799,462,716
c. Beban Operasional	1,613,205,205	328,123,492	1,941,328,697
d. Beban Fasilitas	803,946,658	90,076,747	894,023,405
e. Beban Penyusutan	262,841,067	42,099,988	304,941,055
f. Beban Kantor	58,059,291	8,082,900	66,142,191
g. Beban Property Intern	-513,109,365	-46,261,200	-559,370,565
B. BIAYA OPERASI TAK LANGSUNG	1,403,830,602	143,677,574	1,547,508,176
1. BIAYA OPERASI TAK LANGSUNG PER SEKTOR	1,403,830,602	143,677,574	1,547,508,176
Sektor Agricultural	525,932,128	49,577,803	575,509,931
Sektor Consumer & Industrial Product	205,370,688	19,767,235	225,137,923
Sektor Industry & Transportation	329,566,161	44,644,746	374,210,907
Sektor Mineral	175,637,382	10,964,040	186,601,422
Sektor Oil & Gas	65,215,495	7,427,050	72,642,545
Sektor Financial & Investment	0	0	0
Sektor Forestry, Fishery & Environment service	0	0	0
Sektor SICS	0	0	0
Sektor Government / Non ISPP	0	0	0
Sektor General Services	102,108,748	11,296,700	113,405,448
2. BIAYA OPERASI TAK LANGSUNG PER BIAYA	1,403,830,602	143,677,574	1,547,508,176
a. Beban Pegawai	494,616,249	15,530,409	510,146,658
b. Beban Perjalanan Dinas	44,859,434	3,243,250	48,102,684
c. Beban Fasilitas	119,271,650	10,417,348	129,688,998
d. Beban Penyusutan	14,834,140	1,258,350	16,092,490
e. Beban Kantor	270,020,399	87,808,455	337,828,854
f. Beban Pendidikan / Pelatihan	20,206,460	0	20,206,460
g. Beban Umum	146,830,571	18,793,874	165,624,445
h. Beban Property Intern	293,191,699	26,625,888	319,817,587
BIAYA USAHA	872,014,290	232,090,427	1,104,104,717
A. BIAYA PEMASARAN	0	0	0
1. Beban Pegawai	0	0	0



2. Beban Perjalanan Dinas	0	0	0
3. Beban Fasilitas	0	0	0
4. Beban Penyusutan	0	0	0
5. Beban Kantor	0	0	0
6. Beban Pendidikan / Pelatihan	0	0	0
7. Beban Promosi	0	0	0
8. Beban Umum	0	0	0
9. Beban Property Intern	0	0	0
B. BIAYA ADMINISTRASI & UMUM	872,014,290	232,090,427	1,104,104,717
1. Beban Pegawai	610,165,260	22,233,742	632,399,002
2. Beban Perjalanan Dinas	13,886,463	4,645,651	18,532,114
3. Beban Fasilitas	60,066,809	27,793,592	87,860,401
4. Beban Penyusutan	2,859,812	2,262,848	5,122,660
5. Beban Kantor	77,895,804	161,937,649	239,833,453
6. Beban Pendidikan / Pelatihan	0	0	0
7. Beban Umum	11,550,875	4,541,150	16,092,025
8. Beban Property Intern	95,589,267	8,675,795	104,265,062

PT. SUCCOFINDO CAB EMBANG Date: 25-FEB-14 17:15:13
 LAPORAN LABA Page: 3
 Current Period: DE R-2005

currency IDR
 Cabang Gabungan=24 (CAB. PALEMBANG)

	SAMPAI DENGAN BULAN LALU	MUTASI BULAN INI	SAMPAI DENGAN BULAN INI
C. BIAYA PENGEMBANGAN	0	0	0
1. Beban Pegawai	0	0	0
2. Beban Perjalanan Dinas	0	0	0
3. Beban Fasilitas	0	0	0
4. Beban Penyusutan	0	0	0
5. Beban Kantor	0	0	0
6. Beban Pendidikan / Pelatihan	0	0	0
7. Beban Umum	0	0	0
8. Beban Property Intern	0	0	0
PENDAPATAN & BIAYA LAIN-LAIN DILUAR USAHA	-60,747,769	125,552,024	64,804,255
PENDAPATAN LAIN-LAIN DILUAR USAHA	-135,597,981	-6,266,108	-141,864,089
- Bunga Deposito	0	0	0
- Jasa Giro	-4,010,611	-613,656	-4,624,267
- Penjualan Aktiva	-3,989,959	0	-3,989,959
- Hasil Investasi	0	0	0
- Dividen	0	0	0
- Bunga Pinjaman	0	0	0
- Pendapatan Piutang	0	0	0
- Laba Selisih Kurs	-127,597,411	-5,652,452	-133,249,863
- Selisih Lebih Kas	0	0	0
- Sewa	0	0	0
- Klaim Asuransi	0	0	0
- Laba Selisih Kurs atas Forward	0	0	0
- Pendapatan Lainnya	0	0	0
BEBAN LAIN-LAIN DILUAR USAHA	74,850,212	131,818,132	206,668,344
- Biaya Bunga Pinjaman	0	0	0
- Biaya Pinjaman	0	0	0
- Rugi Penjualan Aktiva	0	0	0
- Rugi Penghentian Aktiva	0	0	0
- Rugi Investasi	0	0	0
- Rugi Klaim	0	0	0
- Rugi Selisih Kurs	74,850,212	30,053,915	104,904,127
- Selisih Kurang Kas	0	0	0
- Biaya Pesangon / Uang Jasa Pegawai	0	0	0
- Biaya Selisih Kurs atas Forward	0	0	0
- Biaya Reimbust	0	0	0
- Biaya Lainnya	0	101,764,217	101,764,217
POS LUAR BIASA	0	0	0
PENDAPATAN LUAR BIASA	0	0	0
- Laba Akibat Perubahan Kebijakan Akuntan	0	0	0
- Klaim asuransi	0	0	0
- Laba Luar Biasa Lainnya	0	0	0
BEBAN LUAR BIASA	0	0	0
- Rugi Akibat Perubahan Kebijakan Akuntansi	0	0	0
- Rugi Bencana Alam dsb	0	0	0
- Rugi Luar Biasa Lainnya	0	0	0
KEUNTUNGAN / RUGI PENYERTAAN	0	0	0
- Keuntungan Penyertaan	0	0	0
- Rugi Penyertaan	0	0	0

PT. SUCCOFINDO CAB EMBANG Date: 25-FEB-14 17:15:13
 LAPORAN LABA Page: 4
 Current Period: DE R-2005

currency IDR
 Cabang Gabungan=24 (CAB. PALEMBANG)

	SAMPAI DENGAN BULAN LALU	MUTASI BULAN INI	SAMPAI DENGAN BULAN INI
PAJAK KINI	0	0	0
- Pajak Kini	0	0	0
PAJAK TANGGUHAN	0	0	0
- Pendapatan Pajak Tangguhan	0	0	0
- Rugi Pajak Tangguhan	0	0	0

currency IDR
Cabang Gabungan=24 (CAB. PALEMBANG)

U R A I A N	SALDO AWAL	DEBIT	KREDIT	SALDO AKHIR	M U T A S I
0001 AKTIVA	5,074,736,825	6,720,574,527	6,462,805,536	5,332,505,816	257,768,991
0050 AKTIVA LANCAR	2,345,809,800	6,703,374,527	6,432,869,106	2,616,315,221	270,505,421
0100 KAS	7,003,600	123,559,750	121,916,500	8,646,850	1,643,250
0101 - Kas Rupiah	7,003,600	64,059,750	62,416,500	8,646,850	1,643,250
0104 - Kas Dalam Perjalanan	0	59,500,000	59,500,000	0	0
0110 BANK	160,574,025	2,815,136,019	2,802,131,533	173,578,511	13,004,486
0120 Bank BNI	160,574,025	1,379,118,082	1,366,113,596	173,578,511	13,004,486
0123 - Bank BNI PDO / IDR	74,347,954	936,344,542	863,036,696	147,655,800	73,307,846
0125 - Bank BNI PHP / IDR	86,226,071	442,773,540	503,076,900	25,922,711	-60,303,360
0180 Transfer Bank (Dropped)	0	936,017,937	936,017,937	0	0
0181 - Dropped Modal Kerja	0	379,581,000	379,581,000	0	0
0182 - Dropped Kesejahteraan Pegawai	0	146,243,907	146,243,907	0	0
0183 - Dropped Pajak	0	21,243,600	21,243,600	0	0
0184 - Dropped Gaji Pegawai	0	388,949,430	388,949,430	0	0
0195 Transfer Uang Dalam Perjalanan	0	500,000,000	500,000,000	0	0
0197 - Transfer Bank Kontribusi Langsung	0	500,000,000	500,000,000	0	0
0300 PIUTANG USAHA	1,289,589,628	1,441,987,252	1,454,566,138	1,277,010,742	-12,578,886
0301 - P.Usaha Sektor Pertanian	145,409,196	244,823,808	170,225,831	220,007,173	74,597,977
0302 - P.Usaha Sektor Inco	123,673,582	222,434,243	124,431,759	221,676,066	98,002,484
0303 - P.Usaha Sektor Mineral	248,084,664	257,800,942	337,514,398	168,371,208	-79,713,456
0304 - P.Usaha Sektor Migas	104,237,697	30,794,806	109,052,503	25,980,000	-78,257,697
0306 - P.Usaha Sektor RKT	588,123,138	47,896,000	75,949,914	560,069,224	-28,053,914
0310 - P.Usaha Sektor Jasa Umum	80,061,351	2,331,050	1,485,330	80,907,071	845,720
0311 - P.Usaha Jasa Laboratorium	27,241,195	303,050	471,330	27,072,915	-168,280
0312 - P.Usaha Jasa Property	27,963,420	2,028,000	1,014,000	28,977,420	1,014,000
0313 - P.Usaha Jasa SNPS	24,856,736	0	0	24,856,736	0
0319 - Pos Silang Piutang Usaha	0	603,191,788	603,191,788	0	0
0320 - Pos Silang PPh Pasal 23	0	32,714,615	32,714,615	0	0
0350 PENYISIHAN PIUTANG USAHA	(612,872,201)	618,789,710	492,859,452	(486,941,943)	125,930,258
0351 - PPU. Sektor Pertanian	(22,309,991)	22,309,991	32,234,684	(32,234,684)	-9,924,693
0353 - PPU. Sektor Mineral	(681,000)	681,000	1,546,466	(1,546,466)	-865,466
0354 - PPU. Sektor Minyak & Gas	0	542,006	542,006	0	0
0356 - PPU. Sektor RKT	(562,992,550)	568,276,253	426,775,328	(421,491,625)	141,500,925
0360 - PPU. Sektor Jasa Umum	(26,888,660)	26,980,460	31,760,968	(31,669,168)	-4,780,508
0361 - PPU Jasa Laboratorium	0	91,800	476,550	(384,750)	-384,750
0362 - PPU Jasa Property	(4,826,250)	4,826,250	8,138,700	(8,138,700)	-3,312,450
0363 - PPU Jasa SNPS	(22,062,410)	22,062,410	23,145,718	(23,145,718)	-1,083,308
0400 PENDAPATAN DITERIMA DIMUKA	781,649,068	1,320,596,866	821,253,412	1,280,992,522	499,343,454
0410 Pendapatan Usaha Belum Diinvoicekan	781,649,068	1,320,596,866	821,253,412	1,280,992,522	499,343,454
0411 - PUBD. Sektor Pertanian	65,619,458	68,285,904	74,885,960	59,019,402	-6,600,056
0412 - PUBD. Sektor INCO	14,266,470	3,500,002	17,766,472	0	-14,266,470
0416 - PUBD. Sektor RKT	694,636,640	1,239,910,960	712,574,480	1,221,973,120	527,336,480
0420 - PUBD. Sektor Jasa Umum	7,126,500	8,900,000	16,026,500	0	-7,126,500
0500 PIUTANG Lainnya	29,282,537	9,510,000	1,510,000	37,282,537	8,000,000
0520 Piutang Lainnya Afiliasi	0	1,510,000	1,510,000	0	0
0526 - Piutang Koperasi Pegawai	0	1,510,000	1,510,000	0	0
0540 Piutang Jaminan Jangka Pendek	0	8,000,000	0	8,000,000	8,000,000
0541 - Bank Garansi	0	8,000,000	0	8,000,000	8,000,000
0570 Piutang Pegawai	29,282,537	0	0	29,282,537	0

B

currency IDR
Cabang Gabungan=24 (CAB. PALEMBANG)

U R A I A N	SALDO AWAL	DEBIT	KREDIT	SALDO AKHIR	M U T A S I
0571 - Piutang Pegawai	29,282,537	0	0	29,282,537	0
0600 UANG MUKA	91,864,200	172,101,250	235,290,700	28,674,750	-63,189,450
0605 Uang Muka Kerja / UUDP	91,864,200	172,101,250	235,290,700	28,674,750	-63,189,450
0610 Uang Muka Kerja Operasi	58,075,500	131,217,350	171,913,500	17,379,350	-40,696,150
0611 - UMK Operasi Sektor Pertanian	3,000,000	8,800,000	11,800,000	0	-3,000,000
0612 - UMK Operasi Sektor Inco	8,000,000	20,000,000	28,000,000	0	-8,000,000
0613 - UMK Operasi Sektor Mineral	1,000,000	2,000,000	2,000,000	1,000,000	0
0614 - UMK Operasi Sektor Migas	4,500,000	1,500,000	500,000	5,500,000	1,000,000
0616 - UMK Operasi Sektor KKL	0	3,109,000	3,000,000	109,000	109,000
0617 - UMK Operasi Sektor RKT	20,500,000	48,189,850	66,500,000	2,189,850	-18,310,150
0622 - UMK Operasi Sektor JUM	3,105,000	9,535,000	11,408,500	1,231,500	-1,873,500
0623 - UMK Adm & Umum	17,970,500	38,083,500	48,705,000	7,349,000	-10,621,500
0625 Uang Muka SPPD	33,788,700	40,883,900	63,377,200	11,295,400	-22,493,300
0626 - UM SPPD Sektor Pertanian	975,000	0	975,000	0	-975,000
0627 - UM SPPD Sektor Inco	3,351,700	4,233,400	7,271,700	313,400	-3,038,300
0628 - UM SPPD Sektor Mineral	2,110,000	0	2,110,000	0	-2,110,000
0629 - UM SPPD Sektor Migas	4,794,500	2,799,000	5,114,500	2,479,000	-2,315,500
0631 - UM SPPD Sektor KKL	0	1,460,000	1,460,000	0	0
0632 - UM SPPD Sektor RKT	17,365,000	21,088,000	34,040,000	4,413,000	-12,952,000
0636 - UM SPPD Sektor JUM	1,967,500	3,695,000	5,662,500	0	-1,967,500
0637 - UM SPPD Adm & Umum	3,225,000	7,608,500	6,743,500	4,090,000	865,000
0655 PAJAK DIBAYAR DIMUKA	212,456,695	59,084,918	266,539,899	5,001,714	-207,454,981
0660 PPh Pasal 21	75,796,000	9,242,500	85,038,500	0	-75,796,000
0661 - PPh Pasal 21	75,796,000	9,242,500	85,038,500	0	-75,796,000
0670 PPh Badan	118,919,806	44,757,209	158,675,301	5,001,714	-113,918,092
0672 - PPh Pasal 23 Waba	118,919,806	44,757,209	158,675,301	5,001,714	-113,918,092
0680 PPN	17,740,889	5,085,209	22,826,098	0	-17,740,889
0681 - PPN Masukan	17,740,889	5,085,209	22,826,098	0	-17,740,889
0700 PERSEDIAAN	170,499,369	12,617,087	7,712,296	175,404,160	4,904,791
0710 Bahan Operasi	160,959,093	4,407,255	2,139,590	163,226,758	2,267,665
0716 - BO. Jasa RKT	61,004,615	0	85,759	60,918,856	-85,759
0720 - BO. Jasa Jasa Umum	99,954,478	4,407,255	2,053,831	102,307,902	2,353,424



0721 - BO. Jasa Laboratorium	65,585,507	2,749,755	2,053,831	66,281,431	695,924
0723 - BO. Jasa Pengendalian Hama	34,368,971	1,657,500	0	36,026,471	1,657,500
0740 Supplies	9,540,276	8,209,832	5,572,706	12,177,402	2,637,126
0743 - Alat Tulis & Cetak	9,540,276	8,209,832	5,572,706	12,177,402	2,637,126
0800 BIAYA DIBAYAR DI MUKA	215,762,879	129,991,675	229,089,176	116,665,378	-99,097,501
0810 Biaya Pegawai Dibayar Dimuka	61,459,201	16,188,600	77,647,801	0	-61,459,201
0811 - Tunjangan Hari Raya DD	38,760,709	9,772,100	48,532,809	0	-38,760,709
0812 - Tunjangan Cuti DD	22,698,492	6,416,500	29,114,992	0	-22,698,492
0820 Biaya Operasional Dibayar Dimuka	60,854,856	62,003,500	98,769,873	24,088,483	-36,766,373
0822 - Biaya Penunjang Operasi DD	35,027,302	0	35,027,302	0	-35,027,302
0824 - Biaya Operasi Lainnya DD	25,827,554	62,003,500	63,742,571	24,088,483	-1,739,071
0830 Biaya Fasilitas Dibayar Dimuka	77,320,353	7,402,375	15,243,267	69,479,461	-7,840,892
0831 - Biaya Sewa DD	71,662,542	7,074,375	14,300,299	64,436,618	-7,225,924
0832 - Biaya Perawatan DD	0	328,000	0	328,000	328,000
0833 - Biaya Asuransi DD	5,657,811	0	942,968	4,714,843	-942,968
0840 Biaya Lainnya Dibayar Dimuka	16,128,469	44,397,200	37,428,235	23,097,434	6,968,965
0841 - Biaya Lainnya Dibayar Dimuka	16,128,469	44,397,200	37,428,235	23,097,434	6,968,965

PT. S UCOFINDO CAB. PA G
TRIAL BALANCE NERACA DETAIL
Current Period: DESEMBER-2006

Date: 25 F EB-14 17:17:57
Page: 3

currency IDR
Cabang Gabungan=24 (CAB. PALEMBANG)

U R A I A N	SALDO AWAL	DEBIT	KREDIT	SALDO AKHIR	M U T A S I
1100 AKTIVA TETAP	2,728,927,025	17,200,000	29,936,430	2,716,190,595	-12,736,430
1105 NILAI PEROLEHAN	8,402,569,103	8,600,000	0	8,411,169,103	8,600,000
1110 Tanah	357,536,000	0	0	357,536,000	0
1111 - Tanah	357,536,000	0	0	357,536,000	0
1115 Bangunan	4,106,056,302	0	0	4,106,056,302	0
1116 - Bangunan Kantor	4,106,056,302	0	0	4,106,056,302	0
1125 Perlengkapan Mesin	355,187,955	0	0	355,187,955	0
1127 - Perlengkapan Lainnya	355,187,955	0	0	355,187,955	0
1130 Peralatan Operasi	2,079,806,029	0	0	2,079,806,029	0
1131 - PO. Sektor Pertanian	788,432,484	0	0	788,432,484	0
1132 - PO. Sektor Inco	4,565,700	0	0	4,565,700	0
1133 - PO. Sektor Mineral	616,783,844	0	0	616,783,844	0
1135 - PO. Sektor KKL	21,000,000	0	0	21,000,000	0
1136 - PO. Sektor RKT	609,185,832	0	0	609,185,832	0
1140 - PO. Sektor Umum	39,838,169	0	0	39,838,169	0
1143 - PO. Jasa SNPS	39,838,169	0	0	39,838,169	0
1170 Kendaraan	59,133,545	0	0	59,133,545	0
1172 - Kendaraan Sepeda Motor	59,133,545	0	0	59,133,545	0
1180 Peralatan Kantor	478,958,950	4,400,000	0	483,358,950	4,400,000
1181 - Mebelair	317,345,000	0	0	317,345,000	0
1182 - Peralatan Lainnya	161,613,950	4,400,000	0	166,013,950	4,400,000
1190 Peralatan Sistem Informasi	965,890,322	4,200,000	0	970,090,322	4,200,000
1191 - Peralatan Sistem Informasi	965,890,322	4,200,000	0	970,090,322	4,200,000
1200 AKUMULASI PENYUSUTAN AKTIVA TETAP	(5,673,642,078)	0	21,336,430	(5,694,978,508)	-21,336,430
1215 Akum. Penyusutan Bangunan	(1,916,159,608)	0	17,108,568	(1,933,268,176)	-17,108,568
1216 - Akum. Peny. Bangunan Kantor	(1,916,159,608)	0	17,108,568	(1,933,268,176)	-17,108,568
1225 Akum. Penyusutan Perlengkapan	(355,187,952)	0	0	(355,187,952)	0
1227 - Akum. Peny. Perlengkapan Lainnya	(355,187,952)	0	0	(355,187,952)	0
1230 Akum. Peny. Peralatan Operasi	(1,950,877,997)	0	2,224,053	(1,953,102,050)	-2,224,053
1231 - Akum. Peny. PO. Sek. Pertanian	(717,990,634)	0	1,531,344	(719,521,978)	-1,531,344
1232 - Akum. Peny. PO. Sek. Inco	(4,565,698)	0	0	(4,565,698)	0
1233 - Akum. Peny. PO. Sek. Mineral	(581,922,720)	0	46,875	(581,969,595)	-46,875
1235 - Akum. Peny. PO. Sek. KKL	(3,499,993)	0	437,500	(3,937,493)	-437,500
1236 - Akum. Peny. PO. Sek. RKT	(608,227,457)	0	41,667	(608,269,124)	-41,667
1240 - Akum. Peny. PO. Sek. JUM	(34,671,495)	0	166,667	(34,838,162)	-166,667
1243 - Akum. Peny. PO. Jasa SNPS	(34,671,495)	0	166,667	(34,838,162)	-166,667
1270 Akum. Peny. Kendaraan	(59,133,537)	0	0	(59,133,537)	0
1272 - Akum. Peny. Kendaraan Sepeda Motor	(59,133,537)	0	0	(59,133,537)	0
1280 Akum. Peny. Peralatan Kantor	(473,755,185)	0	185,844	(473,941,029)	-185,844
1281 - Akum. Peny. Mebelair	(317,344,893)	0	0	(317,344,893)	0
1282 - Akum. Peny. Peralatan Lainnya	(156,410,292)	0	185,844	(156,596,136)	-185,844
1290 Akum. Peny. Peralatan SI	(918,527,799)	0	1,817,965	(920,345,764)	-1,817,965
1291 - Akum. Peny. Peralatan SI	(918,527,799)	0	1,817,965	(920,345,764)	-1,817,965
1300 PEMBELIAN AKTIVA	0	8,600,000	8,600,000	0	0
1330 Pembelian Peralatan Operasi	108,599,980	0	0	108,599,980	0
1331 - Pemb. PO. Sek. Pertanian	106,349,980	0	0	106,349,980	0
1333 - Pemb. PO. Sek. Mineral	2,250,000	0	0	2,250,000	0
1380 Peralatan / Perabot Kantor	0	4,400,000	0	4,400,000	4,400,000
1382 - Pemb. Peralatan Lainnya	0	4,400,000	0	4,400,000	4,400,000

PT. S UCOFINDO CAB. PA G
TRIAL BALANCE NERACA DETAIL
Current Period: DESEMBER-2006

Date: 25 F EB-14 17:17:57
Page: 4

currency IDR
Cabang Gabungan=24 (CAB. PALEMBANG)

U R A I A N	SALDO AWAL	DEBIT	KREDIT	SALDO AKHIR	M U T A S I
1390 Peralatan Sistem Informasi	42,250,000	4,200,000	0	46,450,000	4,200,000
1391 - Pemb. Peralatan SI	42,250,000	4,200,000	0	46,450,000	4,200,000
1415 PERKIRAAN PENUTUP	(150,849,980)	0	8,600,000	(159,449,980)	-8,600,000
1416 - Perkiraan Penutup	(150,849,980)	0	8,600,000	(159,449,980)	-8,600,000
2000 KEWAJIBAN DAN EKUITAS	(5,074,736,825)	8,698,398,365	8,956,167,356	(5,332,505,816)	-257,768,991
2010 KEWAJIBAN JANGKA PENDEK	(351,707,550)	2,273,763,908	2,259,206,989	(337,150,631)	14,556,919
2020 HUTANG USAHA	(21,559,410)	1,655,350,533	1,644,214,233	(10,423,110)	11,136,300
2030 Hutang Usaha Invoice	(21,559,410)	1,655,350,533	1,644,214,233	(10,423,110)	11,136,300
2031 - Hutang Usaha Intern	(21,559,410)	1,655,350,533	1,644,214,233	(10,423,110)	11,136,300
2075 - Pinjaman Kredit Investasi	0	0	0	0	0
2100 UANG MUKA PENJUALAN	(34,410,699)	19,767,985	16,812,150	(31,454,864)	2,955,835
2101 - UMP. Sektor Pertanian	(30,546,899)	11,948,035	10,000	(18,608,864)	11,938,035
2110 - UMP. Sektor Jasa Umum	(3,863,800)	7,819,950	16,802,150	(12,846,000)	-8,982,200
2140 HUTANG ASURANSI	(55,243,748)	72,769,303	17,525,555	0	55,243,748

2142 - Hutang Asuransi Jamsostek	(55,243,748)	72,769,303	17,525,555	0	55,243,748
2170 HUTANG PAJAK	(113,157,818)	197,804,174	270,294,288	(185,647,932)	-72,490,114
2180 Hutang PPh	(81,450,778)	89,623,542	193,820,696	(185,647,932)	-104,197,154
2181 - Hutang PPh Pasal 21	(78,258,172)	87,500,672	191,688,079	(182,445,579)	-104,187,407
2182 - Hutang PPh Pasal 23 Wapu	(3,192,606)	2,122,870	2,132,617	(3,202,353)	-9,747
2190 Hutang PPN	(31,707,040)	108,180,632	76,473,592	0	31,707,040
2191 - Hutang PPN Keluaran	(31,707,040)	108,180,632	76,473,592	0	31,707,040
2230 HUTANG LANCAR Lainnya	0	74,177,363	74,177,363	0	0
2234 - Hutang Koperasi Pegawai	0	69,212,863	69,212,863	0	0
2235 - Hutang SPS / Perindo	0	4,964,500	4,964,500	0	0
2250 PENDAPATAN DITERIMA DIMUKA	(119,005,875)	32,100,150	0	(86,905,725)	32,100,150
2251 - Sewa/Service Charge Diterima	(119,005,875)	32,100,150	0	(86,905,725)	32,100,150
2300 BIAYA MASIH HARUS DIBAYAR	(8,330,000)	221,794,400	236,183,400	(22,719,000)	-14,389,000
2310 Biaya Pegawai Masih Harus Dibayar	0	194,294,400	194,294,400	0	0
2311 - Biaya Gaji / Tunjangan MHD	0	194,294,400	194,294,400	0	0
2340 Biaya Lainnya Masih Harus Dibayar	(8,330,000)	27,500,000	41,889,000	(22,719,000)	-14,389,000
2341 - Biaya Perjalanan Dinas MHD	0	1,000,000	1,000,000	0	0
2346 - Biaya Umum MHD	0	0	6,940,000	(6,940,000)	-6,940,000
2347 - Biaya Lain-Lain MHD	(8,330,000)	26,500,000	33,949,000	(15,779,000)	-7,449,000
2600 EKUITAS	(429,414,115)	4,841,119,052	5,220,037,629	(808,332,692)	-378,918,577
2650 SALDO LABA/RUGI DITAHAN	(429,414,115)	4,841,119,052	5,220,037,629	(808,332,692)	-378,918,577
2652 - Saldo Laba/Rugi Tahun Berjalan	(429,414,115)	4,841,119,052	5,220,037,629	(808,332,692)	-378,918,577
2700 POS PERANTARA	(4,293,615,160)	1,583,515,405	1,476,922,738	(4,187,022,493)	106,592,667
2710 TRANSAKSI ANTAR UNIT KERJA	(4,293,615,160)	1,217,710,067	1,111,117,400	(4,187,022,493)	106,592,667
2720 R/X DENGAN KANTOR PUSAT	(13,210,013,631)	829,032,563	1,038,853,268	(13,419,834,336)	-209,820,705
2721 - R/X Kantor Pusat	(13,210,013,631)	829,032,563	1,038,853,268	(13,419,834,336)	-209,820,705
2730 R/X DENGAN CABANG / SBU	8,916,398,471	388,677,504	72,264,132	9,232,811,843	316,413,372
2731 - R/X SBU. Pertanian	861,114,391	18,886,194	5,893,777	874,106,808	12,992,417
2732 - R/X SBU. Inco	284,924,076	10,991,811	0	295,915,887	10,991,811
2733 - R/X SBU. RKT	713,762,608	7,329,600	16,764,032	704,328,176	-9,434,432
2734 - R/X SBU. Mineral	122,869,978	0	11,039,638	111,830,340	-11,039,638
2735 - R/X SBU. Migas	1,998,161,280	81,861,673	23,306,000	2,056,716,953	58,555,673
2736 - R/X SBU. Financial	106,961,126	0	0	106,961,126	0
2737 - R/X SBU. KKL	566,841,259	44,492,039	0	611,333,298	44,492,039
2738 - R/X SBU. SICS	(7,050,000)	0	0	(7,050,000)	0

B

PT. S UCOFINDO CAB. PA G
TRIAL BALANCE NERACA DETAIL
Current Period: DESEMBER-2006

D ate: 25 F EB-14 17:17:57
Page: 5

currency IDR

Cabang Gabungan=24 (CAB. PALEMBANG)

U R A I A N	SALDO AWAL	D E B I T	K R E D I T	SALDO AKHIR	M U T A S I
2739 - R/X SBU. PII	98,309,684	0	0	98,309,684	0
2740 - R/X SBU. Jasa-Jasa Umum	297,018,727	21,064,443	1,657,500	316,425,670	19,406,943
2741 - R/X Cabang Medan	1,864,138,356	0	0	1,864,138,356	0
2742 - R/X Cabang Pekanbaru	7,141,702	3,718,000	0	10,859,702	3,718,000
2743 - R/X Cabang Batam	170,156,604	18,713,913	0	188,870,517	18,713,913
2744 - R/X Cabang Palembang	(77,065,600)	0	0	(77,065,600)	0
2745 - R/X Cabang Bdr Lampung	2,102,029,560	177,581,831	12,542,185	2,267,069,206	165,039,646
2746 - R/X Cabang Tanjung Priok	(10,601,624)	4,038,000	0	(6,563,624)	4,038,000
2747 - R/X Cabang Cilegon	(12,298,689)	0	0	(12,298,689)	0
2748 - R/X Cabang Cibitung	(239,745,984)	0	1,061,000	(240,806,984)	-1,061,000
2749 - R/X Cabang Semarang	16,451,089	0	0	16,451,089	0
2750 - R/X Cabang Surabaya	35,784,919	0	0	35,784,919	0
2751 - R/X Cabang Balikpapan	1,437,850	0	0	1,437,850	0
2752 - R/X Cabang Banjarmasin	(119,583)	0	0	(119,583)	0
2753 - R/X Cabang Samarinda	(25,600,906)	0	0	(25,600,906)	0
2754 - R/X Cabang Bontang	13,787,174	0	0	13,787,174	0
2755 - R/X Cabang Makassar	5,493,210	0	0	5,493,210	0
2758 - R/X Lab. Surabaya	(2,414,533)	0	0	(2,414,533)	0
2759 - R/X Cab. Bandung	18,105,661	0	0	18,105,661	0
2760 - R/X Cab. Pontianak	(6,972,500)	0	0	(6,972,500)	0
2761 - R/X Cab. Padang	58,445,461	0	0	58,445,461	0
2763 - R/X Cab. Cirebon	(41,536,825)	0	0	(41,536,825)	0
2764 - R/X Cab. Lhokseumawe	(3,130,000)	0	0	(3,130,000)	0
2790 POS SILANG	0	365,805,338	365,805,338	0	0
2791 - Pos Silang Centra AP	0	181,532,280	181,532,280	0	0
2792 - Pos Silang Centra AR	0	177,254,558	177,254,558	0	0
2795 - Pos Silang Uang Muka	0	7,018,500	7,018,500	0	0

B

currency IDR
 Cabang Gabungan=24 (CAB. PALEMBANG)

	SAMPAI DENGAN BULAN LALU	MUTASI BULAN INI	SAMPAI DENGAN BULAN INI
TOTAL PENDAPATAN	-8,536,996,527	-1,343,526,210	-9,880,522,737
TOTAL BIAYA	8,107,582,412	964,607,633	9,072,190,045
1. PENDAPATAN OPERASI	-8,484,471,998	-1,337,199,062	-9,821,671,060
2. BIAYA OPERASI	6,936,793,889	944,888,483	7,881,682,372
- Biaya Operasi Langsung	5,541,005,383	743,235,335	6,284,240,718
- Biaya Operasi Tidak Langsung	1,395,788,506	201,653,148	1,597,441,654
3. LABA OPERASI	-1,547,678,109	-392,310,579	-1,939,988,688
4. BIAYA USAHA	1,057,948,565	8,770,398	1,066,718,963
- Biaya Pemasaran	0	0	0
- Biaya Administrasi	1,057,948,565	8,770,398	1,066,718,963
- Biaya Pengembangan	0	0	0
5. LABA KOTOR USAHA	-489,729,544	-383,540,181	-873,269,725
- Pendapatan Lain-lain	-52,524,529	-6,327,148	-58,851,677
- Biaya Lain-lain	112,839,958	10,948,752	123,788,710
6. LABA/RUGI PEND&BY SBL LUAR BIASA	-429,414,115	-378,918,577	-808,332,692
- Pendapatan Luar Biasa	0	0	0
- Biaya Luar Biasa	0	0	0
7. LABA SEBELUM PENYERTAAN	-429,414,115	-378,918,577	-808,332,692
- Keuntungan / Rugi Penyertaan	0	0	0
8. LABA SEBELUM PAJAK KINI	-429,414,115	-378,918,577	-808,332,692
- Pajak Kini	0	0	0
9. LABA SEBELUM PAJAK TANGGUHAN	-429,414,115	-378,918,577	-808,332,692
- Pajak Tangguhan	0	0	0
10. LABA SEBELUM PAJAK	-429,414,115	-378,918,577	-808,332,692
PENDAPATAN OPERASI	-8,484,471,998	-1,337,199,062	-9,821,671,060
Sektor Agricultural	-1,756,447,827	-224,158,954	-1,980,606,781
Sektor Consumer & Industrial Product	-1,495,286,100	-189,069,520	-1,684,355,620
Sektor Industry & Transportation	-1,967,760,069	-542,416,080	-2,510,176,149
Sektor Mineral	-1,813,154,011	-214,230,536	-2,027,384,547
Sektor Oil & Gas	-751,537,271	-86,448,283	-837,985,554
Sektor Financial & Investment	0	0	0
Sektor Forestry, Fishery & Environment servic	-449,252,213	-44,492,039	-493,744,252
Sektor SICS	0	0	0
Sektor Government / Non ISPP	0	0	0
Sektor General Services	-251,034,507	-36,383,650	-287,418,157
BIAYA OPERASI	6,936,793,889	944,888,483	7,881,682,372
A. BIAYA OPERASI LANGSUNG	5,541,005,383	743,235,335	6,284,240,718
1. BIAYA OPERASI LANGSUNG PERSEKTOR	5,541,005,383	743,235,335	6,284,240,718
Sektor Agricultural	1,210,648,405	159,925,696	1,370,574,101
Sektor Consumer & Industrial Product	920,960,126	125,812,582	1,046,772,708
Sektor Industry & Transportation	1,370,893,444	192,376,833	1,563,270,277
Sektor Mineral	822,672,158	92,351,260	915,023,418
Sektor Oil & Gas	463,409,749	54,872,950	518,282,699
Sektor Financial & Investment	0	0	0
Sektor Forestry, Fishery & Environment servic	440,879,319	72,081,194	512,960,513
Sektor SICS	0	0	0
Sektor Government / Non ISPP	0	0	0
Sektor General Services	311,542,182	45,814,820	357,357,002

B PT. SUCOFINDO CAB . PAL EMBANG Date: 25-FEB-14 17:15:08
 LAPORAN LABA RUGI Page: 2
 Current Period: DE SEMBE R-2006

currency IDR
 Cabang Gabungan=24 (CAB. PALEMBANG)

	SAMPAI DENGAN BULAN LALU	MUTASI BULAN INI	SAMPAI DENGAN BULAN INI
2. BIAYA OPERASI LANGSUNG PER BIAYA	5,541,005,383	743,235,335	6,284,240,718
a. Beban Pegawai	2,970,194,275	409,961,369	3,380,155,644
b. Beban Perjalanan Dinas	726,657,325	66,122,742	792,780,067
c. Beban Operasional	1,216,269,684	167,839,715	1,384,109,399
d. Beban Fasilitas	1,033,842,307	115,235,495	1,149,077,802
e. Beban Penyusutan	197,092,002	216,332,621	413,424,623
f. Beban Kantor	68,100,107	25,864,921	93,965,028
g. Beban Property Intern	-671,150,317	-61,121,528	-732,271,845
B. BIAYA OPERASI TAK LANGSUNG	1,395,788,506	201,653,148	1,597,441,654
1. BIAYA OPERASI TAK LANGSUNG PER SEKTOR	1,395,788,506	201,653,148	1,597,441,654
Sektor Agricultural	428,051,353	53,732,391	481,783,744
Sektor Consumer & Industrial Product	213,809,758	29,025,519	242,835,277
Sektor Industry & Transportation	283,131,710	42,984,973	326,116,683
Sektor Mineral	217,382,447	43,957,055	261,339,502
Sektor Oil & Gas	84,635,430	11,011,854	95,647,284
Sektor Financial & Investment	0	0	0
Sektor Forestry, Fishery & Environment service	47,584,499	9,101,324	56,685,823
Sektor SICS	0	0	0
Sektor Government / Non ISPP	0	0	0
Sektor General Services	121,193,309	11,840,032	133,033,341
2. BIAYA OPERASI TAK LANGSUNG PER BIAYA	1,395,788,506	201,653,148	1,597,441,654
a. Beban Pegawai	360,144,882	50,917,552	411,062,434
b. Beban Perjalanan Dinas	66,404,152	26,001,722	92,405,874
c. Beban Fasilitas	124,075,985	37,353,735	161,429,720
d. Beban Penyusutan	15,833,591	1,851,021	17,684,612
e. Beban Kantor	301,633,268	33,240,603	334,873,871
f. Beban Pendidikan / Pelatihan	6,044,000	0	6,044,000
g. Beban Umum	153,656,759	18,711,577	172,368,336
h. Beban Property Intern	367,995,869	33,576,938	401,572,807
BIAYA USAHA	1,057,948,565	8,770,398	1,066,718,963
A. BIAYA PEMASARAN	0	0	0
1. Beban Pegawai	0	0	0



2. Beban Perjalanan Dinas	0	0	0
3. Beban Fasilitas	0	0	0
4. Beban Penyusutan	0	0	0
5. Beban Kantor	0	0	0
6. Beban Pendidikan / Pelatihan	0	0	0
7. Beban Promosi	0	0	0
8. Beban Umum	0	0	0
9. Beban Property Intern	0	0	0
8. BIAYA ADMINISTRASI & UMUM	1,057,948,565	8,770,398	1,066,718,963
1. Beban Pegawai	701,485,103	82,727,614	784,212,717
2. Beban Perjalanan Dinas	14,074,332	10,742,633	24,816,965
3. Beban Fasilitas	135,901,926	15,679,688	151,581,614
4. Beban Penyusutan	2,512,161	152,788	2,664,949
5. Beban Kantor	57,363,341	-116,264,208	-58,900,867
6. Beban Pendidikan / Pelatihan	1,530,200	0	1,530,200
7. Beban Umum	21,439,543	4,491,705	25,931,248
8. Beban Property Intern	123,641,959	11,240,178	134,882,137

PT. SUCCOFINDO CAB . PAL EMBANG Date: 25-FEB-14 17:15:08
 LAPORAN LABA RUGI Page: 3
 Current Period: DE SEMBE R-2006

currency IDR
 Cabang Gabungan=24 (CAB. PALEMBANG)

	SAMPAI DENGAN BULAN LALU	MUTASI BULAN INI	SAMPAI DENGAN BULAN INI
C. BIAYA PENGEMBANGAN	0	0	0
1. Beban Pegawai	0	0	0
2. Beban Perjalanan Dinas	0	0	0
3. Beban Fasilitas	0	0	0
4. Beban Penyusutan	0	0	0
5. Beban Kantor	0	0	0
6. Beban Pendidikan / Pelatihan	0	0	0
7. Beban Umum	0	0	0
8. Beban Property Intern	0	0	0
PENDAPATAN & BIAYA LAIN-LAIN DILUAR USAHA	60,315,429	4,621,604	64,937,033
PENDAPATAN LAIN-LAIN DILUAR USAHA	-52,524,529	-6,327,148	-58,851,677
- Bunga Deposito	0	0	0
- Jasa Giro	-5,287,828	-340,765	-5,628,593
- Penjualan Aktiva	0	0	0
- Hasil Investasi	0	0	0
- Dividen	0	0	0
- Bunga Pinjaman	0	0	0
- Pendapatan Piutang	0	0	0
- Laba Selisih Kurs	-47,236,701	-5,986,383	-53,223,084
- Selisih Lebih Kas	0	0	0
- Sewa	0	0	0
- Klaim Asuransi	0	0	0
- Laba Selisih Kurs atas Forward	0	0	0
- Pendapatan Lainnya	0	0	0
BEBAN LAIN-LAIN DILUAR USAHA	112,839,958	10,948,752	123,788,710
- Biaya Bunga Pinjaman	0	0	0
- Biaya Pinjaman	0	0	0
- Rugi Penjualan Aktiva	0	0	0
- Rugi Penghentian Aktiva	0	0	0
- Rugi Investasi	0	0	0
- Rugi Klaim	0	0	0
- Rugi Selisih Kurs	75,493,770	23,132,228	98,625,998
- Selisih Kurang Kas	0	0	0
- Biaya Pesangon / Uang Jasa Pegawai	0	0	0
- Biaya Selisih Kurs atas Forward	0	0	0
- Biaya Reimbust	0	0	0
- Biaya Lainnya	37,346,188	-12,183,476	25,162,712
POS LUAR BIASA	0	0	0
PENDAPATAN LUAR BIASA	0	0	0
- Laba Akibat Perubahan Kebijakan Akuntan	0	0	0
- Klaim asuransi	0	0	0
- Laba Luar Biasa Lainnya	0	0	0
BEBAN LUAR BIASA	0	0	0
- Rugi Akibat Perubahan Kebijakan Akuntansi	0	0	0
- Rugi Bencana Alam dsb	0	0	0
- Rugi Luar Biasa Lainnya	0	0	0
KEUNTUNGAN / RUGI PENYERTAAN	0	0	0
- Keuntungan Penyertaan	0	0	0
- Rugi Penyertaan	0	0	0

PT. SUCCOFINDO CAB . PAL EMBANG Date: 25-FEB-14 17:15:08
 LAPORAN LABA RUGI Page: 4
 Current Period: DE SEMBE R-2006

currency IDR
 Cabang Gabungan=24 (CAB. PALEMBANG)

	SAMPAI DENGAN BULAN LALU	MUTASI BULAN INI	SAMPAI DENGAN BULAN INI
PAJAK KINI	0	0	0
- Pajak Kini	0	0	0
PAJAK TANGGUHAN	0	0	0
- Pendapatan Pajak Tangguhan	0	0	0
- Rugi Pajak Tangguhan	0	0	0

currency IDR
 Cabang Gabungan=24 (CAB. PALEMBANG)

U R A I A N	SALDO AWAL	DEBIT	KREDIT	SALDO AKHIR	M J T A S I
0001 AKTIVA	6,934,420,171	7,448,666,430	7,117,317,269	7,265,769,332	331,349,161
0050 AKTIVA LANCAR	4,196,371,878	7,448,666,339	7,087,177,568	4,557,860,649	361,488,771
0100 KAS	19,179,000	134,136,500	138,060,300	15,255,200	-3,923,800
0101 - Kas Rupiah	19,179,000	74,136,500	78,060,300	15,255,200	-3,923,800
0104 - Kas Dalam Perjalanan	0	60,000,000	60,000,000	0	0
0110 BANK	235,677,428	3,514,949,340	3,402,432,647	348,194,121	112,516,693
0120 Bank BNI	235,677,428	1,835,132,355	1,722,615,662	348,194,121	112,516,693
0123 - Bank BNI PDO / IDR	161,585,936	1,363,031,334	1,408,884,147	115,733,123	-45,852,813
0125 - Bank BNI PHP / IDR	74,091,492	472,101,021	313,731,515	232,460,998	158,369,506
0180 Transfer Bank (Dropped)	0	1,215,228,685	1,215,228,685	0	0
0181 - Dropped Modal Kerja	0	525,313,901	525,313,901	0	0
0182 - Dropped Kesejahteraan Pegawai	0	293,813,000	293,813,000	0	0
0184 - Dropped Gaji Pegawai	0	396,101,784	396,101,784	0	0
0195 Transfer Uang Dalam Perjalanan	0	464,588,300	464,588,300	0	0
0196 - Transfer Bank Dropped	0	264,588,300	264,588,300	0	0
0197 - Transfer Bank Kontribusi Langsung	0	200,000,000	200,000,000	0	0
0300 PIUTANG USAHA	1,722,032,272	2,296,282,825	1,645,158,624	2,373,156,473	651,124,201
0301 - P.Usaha Sektor Pertanian	217,674,421	342,781,071	277,884,214	282,571,278	64,896,857
0302 - P.Usaha Sektor Inco	269,016,378	315,422,209	174,537,030	409,901,557	140,885,179
0303 - P.Usaha Sektor Mineral	485,724,047	608,353,878	258,302,519	835,775,406	350,051,359
0304 - P.Usaha Sektor Migas	48,610,000	26,113,000	34,452,000	40,271,000	-8,339,000
0306 - P.Usaha Sektor RKT	508,533,275	385,243,685	248,999,560	644,777,400	136,244,125
0310 - P.Usaha Sektor Jasa Umum	192,474,151	0	32,614,319	159,859,832	-32,614,319
0311 - P.Usaha Jasa Laboratorlum	105,227,108	0	4,665,922	100,561,186	-4,665,922
0312 - P.Usaha Jasa Property	40,398,830	0	11,456,920	28,941,910	-11,456,920
0313 - P.Usaha Jasa SNPS	24,856,736	0	0	24,856,736	0
0314 - P.Usaha Jasa K3	21,991,477	0	16,491,477	5,500,000	-16,491,477
0319 - Pos Silang Piutang Usaha	0	579,694,086	579,694,086	0	0
0320 - Pos Silang PPh Pasal 23	0	38,674,896	38,674,896	0	0
0350 PENYISIHAN PIUTANG USAHA	(470,290,642)	475,238,08	292,884,639	(287,937,196)	182,353,446
0351 - PPU. Sektor Pertanian	(15,583,383)	15,583,38	53,017,981	(53,017,981)	-37,434,598
0352 - PPU. Sektor Inco	0	0	3,922,860	(3,922,860)	-3,922,860
0353 - PPU. Sektor Mineral	(1,546,466)	1,546,46	19,791,069	(19,791,069)	-18,244,603
0354 - PPU. Sektor Minyak & Gas	0	0	1,008,900	(1,008,900)	-1,008,900
0356 - PPU. Sektor RKT	(421,491,625)	421,491,62	159,389,637	(159,389,637)	262,101,988
0360 - PPU. Sektor Jasa Umum	(31,669,168)	36,616,61	55,754,192	(50,806,749)	-19,137,581
0361 - PPU Jasa Laboratorlum	(384,750)	384,75	7,459,641	(7,459,641)	-7,074,891
0362 - PPU Jasa Property	(8,138,700)	8,138,70	17,940,372	(17,940,372)	-9,801,672
0363 - PPU Jasa SNPS	(23,145,718)	23,145,71	24,856,736	(24,856,736)	-1,711,018
0364 - PPU Jasa K3	0	4,947,443	5,497,443	(550,000)	-550,000
0400 PENDAPATAN DITERIMA DIMUKA	1,799,135,984	403,597,721	647,217,930	1,555,515,775	-243,620,209
0410 Pendapatan Usaha Belum Diinvoicikan	1,799,135,984	403,597,721	647,217,930	1,555,515,775	-243,620,209
0411 - PUBD. Sektor Pertanian	200,201,021	128,255,226	183,007,807	145,448,440	-54,752,581
0412 - PUBD. Sektor INCO	8,193,600	9,247,400	3,698,960	13,742,040	5,548,440
0413 - PUBD. Sektor Mineral	268,917,878	82,061,115	114,333,043	236,645,950	-32,271,928
0414 - PUBD. Sektor Minyak & Gas	50,000,000	0	50,000,000	0	-50,000,000
0416 - PUBD. Sektor RKT	1,267,373,485	177,796,480	285,490,620	1,159,679,345	-107,694,140
0420 - PUBD. Sektor Jasa Umum	4,450,000	6,237,500	10,687,500	0	-4,450,000
0500 PIUTANG Lainnya	37,311,117	17,462	46,042	37,282,537	-28,580

B
 currency IDR
 Cabang Gabungan=24 (CAB. PALEMBANG)

U R A I A N	SALDO AWAL	DEBIT	KREDIT	SALDO AKHIR	M J T A S I
0520 Piutang Lainnya Afiliasi	28,580	17,462	46,042	0	-28,580
0526 - Piutang Koperasi Pegawai	28,580	17,462	46,042	0	-28,580
0540 Piutang Jaminan Jangka Pendek	8,000,000	0	0	8,000,000	0
0542 - Uang Jaminan	8,000,000	0	0	8,000,000	0
0570 Piutang Pegawai	29,282,537	0	0	29,282,537	0
0571 - Piutang Pegawai	29,282,537	0	0	29,282,537	0
0600 UANG MUKA	122,688,700	204,891,700	167,093,700	160,486,700	37,798,000
0605 Uang Muka Kerja / UUDP	122,688,700	204,891,700	167,093,700	160,486,700	37,798,000
0610 Uang Muka Kerja Operasi	82,030,000	170,050,000	121,625,000	130,455,000	48,425,000
0611 - UMK Operasi Sektor Pertanian	2,000,000	3,000,000	3,000,000	2,000,000	0
0612 - UMK Operasi Sektor Inco	37,450,000	23,000,000	50,450,000	10,000,000	-27,450,000
0613 - UMK Operasi Sektor Mineral	1,500,000	0	1,500,000	0	-1,500,000
0614 - UMK Operasi Sektor Migas	600,000	600,000	600,000	600,000	0
0616 - UMK Operasi Sektor KKL	600,000	5,500,000	600,000	5,500,000	4,900,000
0617 - UMK Operasi Sektor RKT	20,180,000	51,400,000	34,800,000	36,780,000	16,600,000
0622 - UMK Operasi Sektor JUM	11,500,000	16,500,000	16,000,000	12,000,000	500,000
0623 - UMK Adm & Umum	8,200,000	70,050,000	14,675,000	63,575,000	55,375,000
0625 Uang Muka SPPD	40,658,700	34,841,700	45,468,700	30,031,700	-10,627,000
0626 - UM SPPD Sektor Pertanian	2,400,000	900,000	0	3,300,000	900,000
0627 - UM SPPD Sektor Inco	8,626,700	915,000	9,541,700	0	-8,626,700
0628 - UM SPPD Sektor Mineral	19,219,500	7,536,700	13,419,500	13,336,700	-5,882,800
0629 - UM SPPD Sektor Migas	994,500	905,000	994,500	905,000	-89,500
0631 - UM SPPD Sektor KKL	0	1,765,000	0	1,765,000	1,765,000
0632 - UM SPPD Sektor RKT	5,885,000	14,620,000	14,800,000	5,705,000	-180,000
0636 - UM SPPD Sektor JUM	2,045,000	5,020,000	2,045,000	5,020,000	2,975,000
0637 - UM SPPD Adm & Umum	1,488,000	3,180,000	4,668,000	0	-1,488,000
0655 PAJAK DIBAYAR DIMUKA	245,460,347	86,575,192	283,638,939	48,396,600	-197,063,747
0660 PPh Pasal 21	154,385,677	19,354,833	173,740,510	0	-154,385,677
0661 - PPh Pasal 21	154,385,677	19,354,833	173,740,510	0	-154,385,677
0670 PPh Badan	83,888,323	42,327,701	77,819,424	48,396,600	-35,491,723
0672 - PPh Pasal 23 Waba	83,888,323	42,327,701	77,819,424	48,396,600	-35,491,723
0680 PPh	7,186,347	24,892,658	32,079,005	0	-7,186,347



0681 - PPN Masukan	7,186,347	24,892,658	32,079,005	0	-7,186,347
0700 PERSEDIAAN	151,028,449	34,061,390	37,081,310	148,008,529	-3,019,920
0710 Bahan Operasi	119,591,522	14,488,238	19,932,937	114,146,823	-5,444,699
0716 - BO. Jasa RKT	24,787,914	10,851,441	13,740,258	21,899,097	-2,888,817
0720 - BO. Jasa Jasa Umum	94,803,608	3,636,797	6,192,679	92,247,726	-2,555,882
0721 - BO. Jasa Laboratorium	66,431,837	3,351,797	5,907,679	63,875,955	-2,555,882
0723 - BO. Jasa Pengendalian Hama	28,371,771	285,000	285,000	28,371,771	0
0740 Supplies	31,436,927	12,423,152	17,148,373	26,711,706	-4,725,221
0743 - Alat Tulis & Cetak	31,436,927	12,423,152	17,148,373	26,711,706	-4,725,221
0750 Barang Dalam Perjalanan	0	7,150,000	0	7,150,000	7,150,000
0751 - Barang Dalam Perjalanan	0	7,150,000	0	7,150,000	7,150,000
0800 BIAYA DIBAYAR DI MUKA	334,149,223	298,916,124	473,563,437	159,501,910	-174,647,313
0810 Biaya Pegawai Dibayar Dimuka	50,894,556	10,260,900	61,155,456	0	-50,894,556
0812 - Tunjangan Cuti DD	50,894,556	10,260,900	61,155,456	0	-50,894,556
0820 Biaya Operasional Dibayar Dimuka	45,199,873	60,030,201	91,965,210	13,264,864	-31,935,009
0822 - Biaya Penunjang Operasi DD	18,302,033	0	18,302,033	0	-18,302,033
0824 - Biaya Operasi Lainnya DD	26,897,840	60,030,201	73,663,177	13,264,864	-13,632,976

PT. S UCOFINDO CAB. PALEMBANG D ate: 25 F EB-14 17:17:57
 TRIAL BALANCE NERACA DETAIL Page: 3
 Current Period: DESEMBER-2007

currency IDR
 Cabang Gabungan=24 (CAB. PALEMBANG)

U R A I A N	SALDO AWAL	DEBIT	KREDIT	SALDO AKHIR	M J T A S I
0830 Biaya Fasilitas Dibayar Dimuka	154,088,199	0	7,851,153	146,237,046	-7,851,153
0831 - Biaya Sewa DD	147,298,692	0	6,719,569	140,579,123	-6,719,569
0833 - Biaya Asuransi DD	6,789,507	0	1,131,584	5,657,923	-1,131,584
0840 Biaya Lainnya Dibayar Dimuka	83,966,595	228,625,023	312,591,618	0	-83,966,595
0841 - Biaya Lainnya Dibayar Dimuka	83,966,595	228,625,023	312,591,618	0	-83,966,595
1100 AKTIVA TETAP	2,738,048,293	91	30,139,701	2,707,908,683	-30,139,610
1105 NILAI PEROLEHAN	8,295,576,670	0	0	8,295,576,670	0
1110 Tanah	357,536,000	0	0	357,536,000	0
1111 - Tanah	357,536,000	0	0	357,536,000	0
1115 Bangunan	4,106,056,302	0	0	4,106,056,302	0
1116 - Bangunan Kantor	4,106,056,302	0	0	4,106,056,302	0
1125 Perlengkapan Mesin	355,187,955	0	0	355,187,955	0
1127 - Perlengkapan Lainnya	355,187,955	0	0	355,187,955	0
1130 Peralatan Operasi	1,835,813,596	0	0	1,835,813,596	0
1131 - PO. Sektor Pertanian	788,432,484	0	0	788,432,484	0
1132 - PO. Sektor Inco	4,565,700	0	0	4,565,700	0
1133 - PO. Sektor Mineral	223,791,411	0	0	223,791,411	0
1135 - PO. Sektor KKL	21,000,000	0	0	21,000,000	0
1136 - PO. Sektor RKT	609,185,832	0	0	609,185,832	0
1140 - PO. Sektor Umum	188,838,169	0	0	188,838,169	0
1141 - PO. Jasa Laboratorium	149,000,000	0	0	149,000,000	0
1143 - PO. Jasa SNPS	39,838,169	0	0	39,838,169	0
1170 Kendaraan	59,133,545	0	0	59,133,545	0
1172 - Kendaraan Sepeda Motor	59,133,545	0	0	59,133,545	0
1180 Peralatan Kantor	517,008,950	0	0	517,008,950	0
1181 - Mebelair	301,420,000	0	0	301,420,000	0
1182 - Peralatan Lainnya	215,588,950	0	0	215,588,950	0
1190 Peralatan Sistem Informasi	1,064,840,322	0	0	1,064,840,322	0
1191 - Peralatan Sistem Informasi	1,064,840,322	0	0	1,064,840,322	0
1200 AKUMULASI PENYUSUTAN AKTIVA TETAP	(5,557,528,377)	91	30,139,701	(5,587,667,987)	-30,139,610
1215 Akum. Penyusutan Bangunan	(2,121,462,424)	1	17,108,567	(2,138,570,990)	-17,108,566
1216 - Akum. Peny. Bangunan Kantor	(2,121,462,424)	1	17,108,567	(2,138,570,990)	-17,108,566
1225 Akum. Penyusutan Perlengkapan	(355,187,952)	0	0	(355,187,952)	0
1227 - Akum. Peny. Perlengkapan Lainnya	(355,187,952)	0	0	(355,187,952)	0
1230 Akum. Peny. Peralatan Operasi	(1,609,118,734)	0	5,897,210	(1,615,015,944)	-5,897,210
1231 - Akum. Peny. PO. Sek. Pertanian	(736,366,754)	0	1,531,368	(737,898,122)	-1,531,368
1232 - Akum. Peny. PO. Sek. Inco	(4,565,698)	0	0	(4,565,698)	0
1233 - Akum. Peny. PO. Sek. Mineral	(201,620,669)	0	615,852	(202,236,521)	-615,852
1235 - Akum. Peny. PO. Sek. KKL	(8,749,993)	0	437,493	(9,187,486)	-437,493
1236 - Akum. Peny. PO. Sek. RKT	(608,727,461)	0	41,663	(608,769,124)	-41,663
1240 - Akum. Peny. PO. Sek. JUM	(49,088,159)	0	3,270,834	(52,358,993)	-3,270,834
1241 - Akum. Peny. PO. Jasa Laboratorium	(12,416,668)	0	3,104,164	(15,520,832)	-3,104,164
1243 - Akum. Peny. PO. Jasa SNPS	(36,671,491)	0	166,670	(36,838,161)	-166,670
1270 Akum. Peny. Kendaraan	(59,133,537)	0	0	(59,133,537)	0
1272 - Akum. Peny. Kendaraan Sepeda Motor	(59,133,537)	0	0	(59,133,537)	0
1280 Akum. Peny. Peralatan Kantor	(463,420,252)	90	1,310,320	(464,730,482)	-1,310,230
1281 - Akum. Peny. Mebelair	(305,258,212)	90	1,218,650	(306,476,772)	-1,218,560
1282 - Akum. Peny. Peralatan Lainnya	(158,162,040)	0	91,670	(158,253,710)	-91,670
1290 Akum. Peny. Peralatan SI	(949,205,478)	0	5,823,604	(955,029,082)	-5,823,604

PT. S UCOFINDO CAB. PALEMBANG D ate: 25 F EB-14 17:17:57
 TRIAL BALANCE NERACA DETAIL Page: 4
 Current Period: DESEMBER-2007

currency IDR
 Cabang Gabungan=24 (CAB. PALEMBANG)

U R A I A N	SALDO AWAL	DEBIT	KREDIT	SALDO AKHIR	M J T A S I
1291 - Akum. Peny. Peralatan SI	(949,205,478)	0	5,823,604	(955,029,082)	-5,823,604
2000 KEWAJIBAN DAN EKUITAS	(6,934,420,171)	8,791,289,962	9,122,639,123	(7,265,769,332)	-331,349,161
2010 KEWAJIBAN JANGKA PENDEK	(702,511,202)	2,959,832,459	2,773,689,899	(516,347,642)	186,143,560
2020 HUTANG USAHA	(202,182,429)	1,867,878,547	1,813,520,297	(147,824,179)	54,358,250
2030 Hutang Usaha Invoice	(202,182,429)	1,867,878,547	1,813,520,297	(147,824,179)	54,358,250
2031 - Hutang Usaha Intern	(202,182,429)	1,867,878,547	1,813,520,297	(147,824,179)	54,358,250
2075 - Pinjaman Kredit Investasi					
2100 UANG MUKA PENJUALAN	(107,172,022)	141,954,136	131,778,130	(96,996,016)	10,176,006
2101 - UMP. Sektor Pertanian	(48,688,397)	4,114,500	3,480,904	(48,054,801)	633,596
2102 - UMP. Sektor Inco	(12,731,025)	12,731,025	0	0	12,731,025
2103 - UMP. Sektor Mineral	(26,375,000)	108,588,611	124,567,226	(42,353,615)	-15,978,615
2110 - UMP. Sektor Jasa Umum	(19,377,600)	16,520,000	3,730,000	(6,587,600)	12,790,000
2140 HUTANG ASURANSI	(13,309,727)	40,767,049	27,457,322	0	13,309,727
2142 - Hutang Asuransi Jamsostek	(13,309,727)	40,767,049	27,457,322	0	13,309,727

2170 HUTANG PAJAK	(254,426,544)	535,177,503	330,253,156	(49,502,197)	204,924,347
2180 Hutang PPh	(188,864,142)	174,892,021	35,530,076	(49,502,197)	139,361,945
2181 - Hutang PPh Pasal 21	(180,016,635)	173,740,510	34,448,198	(40,724,323)	139,292,312
2182 - Hutang PPh Pasal 23 Wapu	(8,847,507)	1,151,511	1,081,878	(8,777,874)	69,633
2190 Hutang PPN	(65,562,402)	360,285,482	294,723,080	0	65,562,402
2191 - Hutang PPN Keluaran	(65,562,402)	360,285,482	294,723,080	0	65,562,402
2230 HUTANG LANCAR Lainnya	0	83,248,394	83,248,394	0	0
2234 - Hutang Koperasi Pegawai	0	77,621,894	77,621,894	0	0
2235 - Hutang SPS / Perindo	0	5,626,500	5,626,500	0	0
2250 PENDAPATAN DITERIMA DIMUKA	(98,275,250)	14,161,700	0	(84,113,550)	14,161,700
2251 - Sewa/Service Charge Diterima	(98,275,250)	14,161,700	0	(84,113,550)	14,161,700
2300 BIAYA MASIH HARUS DIBAYAR	(27,145,230)	276,646,130	387,432,600	(137,931,700)	-110,786,470
2310 Biaya Pegawai Masih Harus Dibayar	(27,145,230)	276,646,130	290,500,900	(41,000,000)	-13,854,770
2311 - Biaya Gaji / Tunjangan MHD	0	243,500,900	243,500,900	0	0
2312 - Biaya Tunjangan Tahunan MHD	(27,145,230)	27,145,230	0	0	27,145,230
2315 - Biaya Biaya Pegawai Lainnya	0	6,000,000	47,000,000	(41,000,000)	-41,000,000
2340 Biaya Lainnya Masih Harus Dibayar	0	0	96,931,700	(96,931,700)	-96,931,700
2341 - Biaya Perjalanan Dinas MHD	0	0	27,226,700	(27,226,700)	-27,226,700
2346 - Biaya Umum MHD	0	0	69,705,000	(69,705,000)	-69,705,000
2600 EKUITAS	(1,348,019,999)	3,310,143,700	3,841,886,199	(1,879,762,498)	-531,742,499
2650 SALDO LABA/RUGI DITAHAN	(1,348,019,999)	3,310,143,700	3,841,886,199	(1,879,762,498)	-531,742,499
2652 - Saldo Laba/Rugi Tahun Berjalan	(1,348,019,999)	3,310,143,700	3,841,886,199	(1,879,762,498)	-531,742,499
2700 POS PERANTARA	(4,883,888,970)	2,521,312,803	2,507,063,025	(4,869,639,192)	14,249,778
2710 TRANSAKSI ANTAR UNIT KERJA	(4,866,060,270)	1,854,038,510	1,857,617,432	(4,869,639,192)	-3,578,922
2720 R/K DENGAN KANTOR PUSAT	(16,431,125,501)	1,020,782,404	1,586,681,772	(16,997,024,869)	-565,899,368
2721 - R/K Kantor Pusat	(16,431,125,501)	1,020,782,404	1,586,681,772	(16,997,024,869)	-565,899,368
2730 R/K DENGAN CABANG / SBU	11,565,065,231	833,256,106	270,935,660	12,127,385,677	562,320,446
2731 - R/K SBU. Pertanian	1,229,051,215	124,967,681	385,000	1,353,633,896	124,582,681
2732 - R/K SBU. Inco	409,955,408	29,302,550	7,150,000	432,107,958	22,152,550
2733 - R/K SBU. RKT	1,681,734,123	164,706,710	126,701,441	1,719,739,392	38,005,269
2734 - R/K SBU. Mineral	89,702,683	0	25,096,535	64,606,148	-25,096,535
2735 - R/K SBU. Migas	2,418,913,705	228,442,029	51,402,259	2,595,953,475	177,039,770
2736 - R/K SBU. Financial	106,961,126	0	0	106,961,126	0
2737 - R/K SBU. KKL	1,365,695,723	61,351,578	0	1,427,047,301	61,351,578
2738 - R/K SBU. SICS	(4,760,700)	0	0	(4,760,700)	0

■

PT. S UCOPINDO CAB. PJ G
TRIAL BALANCE NERACA DETAIL
Current Period: DESEMBER-2007

D ate: 25 F EB-14 17:17:57
Page: 5

currency IDR

Cabang Gabungan=24 (CAB. PALEMBANG)

U R A I A N	SALDO AWAL	DEBIT	KREDIT	SALDO AKHIR	M J T A S I
2739 - R/K SBU. PII	100,480,584	9,100,000	0	109,580,584	9,100,000
2740 - R/K SBU. Jasa-Jasa Umum	(12,499,014)	22,865,680	15,660,000	(5,293,334)	7,205,680
2741 - R/K Cabang Medan	2,010,264,327	0	8,100,000	2,002,164,327	-8,100,000
2742 - R/K Cabang Pekanbaru	160,617,358	60,473,617	2,807,880	218,283,095	57,665,737
2743 - R/K Cabang Batam	216,557,235	10,948,211	10,000,000	217,505,446	948,211
2744 - R/K Cabang Palembang	(77,065,600)	0	0	(77,065,600)	0
2745 - R/K Cabang Bdr Lampung	1,966,164,141	3,818,900	2,590,000	1,967,393,041	1,228,900
2746 - R/K Cabang Tanjung Priok	35,567,197	0	3,204,574	32,362,623	-3,204,574
2747 - R/K Cabang Cilegon	(16,530,136)	0	2,186,000	(18,716,136)	-2,186,000
2748 - R/K Cabang Cibitung	(238,061,464)	117,279,150	6,501,050	(127,283,364)	110,778,100
2749 - R/K Cabang Semarang	16,451,089	0	0	16,451,089	0
2750 - R/K Cabang Surabaya	33,857,336	0	8,921,921	24,935,415	-8,921,921
2751 - R/K Cabang Balikpapan	1,437,850	0	229,000	1,208,850	-229,000
2752 - R/K Cabang Banjarmasin	(119,583)	0	0	(119,583)	0
2753 - R/K Cabang Samarinda	(25,600,906)	0	0	(25,600,906)	0
2754 - R/K Cabang Bontang	15,953,884	0	0	15,953,884	0
2755 - R/K Cabang Makassar	5,493,210	0	0	5,493,210	0
2758 - R/K Lab. Surabaya	(2,414,533)	0	0	(2,414,533)	0
2759 - R/K Cab. Bandung	18,105,661	0	0	18,105,661	0
2760 - R/K Cab. Pontianak	(6,972,500)	0	0	(6,972,500)	0
2761 - R/K Cab. Padang	85,326,787	0	0	85,326,787	0
2762 - R/K Cab. Bekasi	25,465,850	0	0	25,465,850	0
2763 - R/K Cab. Cirebon	(41,536,825)	0	0	(41,536,825)	0
2764 - R/K Cab. Lhokseumawe	(3,130,000)	0	0	(3,130,000)	0
2790 POS SILANG	(17,828,700)	667,274,293	649,445,593	0	17,828,700
2791 - Pos Silang Centra AP	(17,828,700)	435,148,050	417,319,350	0	17,828,700
2792 - Pos Silang Centra AR	0	217,979,743	217,979,743	0	0
2795 - Pos Silang Uang Muka	0	14,146,500	14,146,500	0	0

■

currency IDR
 Cabang Gabungan=24 (CAB. PALEMBANG)

	SAMPAI DENGAN BULAN LALU	MUTASI BULAN INI	SAMPAI DENGAN BULAN INI
TOTAL PENDAPATAN	-11,757,262,853	-1,775,178,722	-13,532,441,575
TOTAL BIAYA	10,409,242,854	1,243,436,223	11,652,679,077
1. PENDAPATAN OPERASI	-11,687,024,963	-1,739,258,937	-13,426,283,900
2. BIAYA OPERASI	9,132,888,967	1,103,187,303	10,236,076,270
- Biaya Operasi Langsung	7,291,702,095	1,017,422,264	8,309,124,359
- Biaya Operasi Tidak Langsung	1,841,186,872	85,765,039	1,926,951,911
3. LABA OPERASI	-2,554,135,996	-636,071,634	-3,190,207,630
4. BIAYA USAHA	1,249,324,740	140,014,751	1,389,339,491
- Biaya Pemasaran	0	0	0
- Biaya Administrasi	1,249,324,740	140,014,751	1,389,339,491
- Biaya Pengembangan	0	0	0
5. LABA KOTOR USAHA	-1,304,811,256	-496,056,883	-1,800,868,139
- Pendapatan Lain-lain	-70,237,890	-35,919,785	-106,157,675
- Biaya Lain-lain	27,029,147	234,169	27,263,316
6. LABA/RUGI PEND&BY SBL LUAR BIASA	-1,348,019,999	-531,742,499	-1,879,762,498
- Pendapatan Luar Biasa	0	0	0
- Biaya Luar Biasa	0	0	0
7. LABA SEBELUM PENYERTAAN	-1,348,019,999	-531,742,499	-1,879,762,498
- Keuntungan / Rugi Penyertaan	0	0	0
8. LABA SEBELUM PAJAK KINI	-1,348,019,999	-531,742,499	-1,879,762,498
- Pajak Kini	0	0	0
9. LABA SEBELUM PAJAK TANGGUHAN	-1,348,019,999	-531,742,499	-1,879,762,498
- Pajak Tangguhan	0	0	0
10. LABA SEBELUM PAJAK	-1,348,019,999	-531,742,499	-1,879,762,498
PENDAPATAN OPERASI	-11,687,024,963	-1,739,258,937	-13,426,283,900
Sektor Agricultural	-2,036,262,975	-352,837,488	-2,389,100,463
Sektor Consumer & Industrial Product	-2,045,141,071	-258,509,867	-2,303,650,938
Sektor Industry & Transportation	-3,527,060,590	-325,396,070	-3,852,456,660
Sektor Mineral	-2,392,845,227	-510,167,202	-2,903,012,429
Sektor Oil & Gas	-735,148,284	-229,667,257	-964,815,541
Sektor Financial & Investment	0	0	0
Sektor Forestry, Fishery & Environment servic	-662,677,041	-56,881,853	-719,558,894
Sektor SICS	0	0	0
Sektor Government / Non ISPP	0	0	0
Sektor General Services	-287,889,775	-5,799,200	-293,688,975
BIAYA OPERASI	9,132,888,967	1,103,187,303	10,236,076,270
A. BIAYA OPERASI LANGSUNG	7,291,702,095	1,017,422,264	8,309,124,359
1. BIAYA OPERASI LANGSUNG PERSEKTOR	7,291,702,095	1,017,422,264	8,309,124,359
Sektor Agricultural	1,254,979,607	103,787,595	1,358,767,202
Sektor Consumer & Industrial Product	1,120,579,046	170,969,185	1,291,548,231
Sektor Industry & Transportation	2,187,448,788	349,170,029	2,536,618,817
Sektor Mineral	1,521,555,966	179,926,596	1,701,482,562
Sektor Oil & Gas	423,766,220	104,894,400	528,660,620
Sektor Financial & Investment	0	0	0
Sektor Forestry, Fishery & Environment servic	548,623,550	69,412,621	618,036,171
Sektor SICS	0	0	0
Sektor Government / Non ISPP	0	0	0
Sektor General Services	234,748,918	39,261,838	274,010,756

PT. SUCOFINDO CAB. PALEMBANG Date: 25-FEB-14 17:15:08
 LAPORAN LABA RUGI Page: 2
 Current Period: DE SEMBE R-2007

currency IDR
 Cabang Gabungan=24 (CAB. PALEMBANG)

	SAMPAI DENGAN BULAN LALU	MUTASI BULAN INI	SAMPAI DENGAN BULAN INI
2. BIAYA OPERASI LANGSUNG PER BIAYA	7,291,702,095	1,017,422,264	8,309,124,359
a. Beban Pegawai	3,426,142,887	333,061,344	3,759,204,231
b. Beban Perjalanan Dinas	1,102,660,855	142,823,330	1,245,484,185
c. Beban Operasional	1,966,428,220	463,039,089	2,429,467,309
d. Beban Fasilitas	1,114,902,534	106,888,910	1,221,791,444
e. Beban Penyusutan	232,825,604	23,005,753	255,831,357
f. Beban Kantor	120,631,578	9,725,366	130,356,944
g. Beban Property Intern	-671,889,583	-61,121,528	-733,011,111
B. BIAYA OPERASI TAK LANGSUNG	1,841,186,872	85,765,039	1,926,951,911
1. BIAYA OPERASI TAK LANGSUNG PER SEKTOR	1,841,186,872	85,765,039	1,926,951,911
Sektor Agricultural	564,009,627	131,913,214	695,922,841
Sektor Consumer & Industrial Product	278,642,092	49,506,667	328,148,759
Sektor Industry & Transportation	444,127,758	-193,351,150	250,776,608
Sektor Mineral	238,095,172	44,452,267	282,547,439
Sektor Oil & Gas	100,396,667	11,662,245	112,058,912
Sektor Financial & Investment	0	0	0
Sektor Forestry, Fishery & Environmen ser	94,696,075	19,221,284	113,917,359
Sektor SICS	0	0	0
Sektor Government / Non ISPP	0	0	0
Sektor General Services	121,219,481	22,360,512	143,579,993
2. BIAYA OPERASI TAK LANGSUNG PER BIAYA	1,841,186,872	85,765,039	1,926,951,911
a. Beban Pegawai	564,494,275	66,588,597	631,082,872
b. Beban Perjalanan Dinas	124,240,293	19,307,232	143,547,525
c. Beban Fasilitas	238,113,286	19,346,499	257,459,785
d. Beban Penyusutan	14,148,885	1,348,618	15,497,503
e. Beban Kantor	357,718,527	-137,450,933	220,267,594
f. Beban Pendidikan / Pelatihan	12,125,000	0	12,125,000
g. Beban Umum	177,972,771	83,170,856	261,143,627
h. Beban Property Intern	352,373,835	33,454,170	385,828,005
BIAYA USAHA	1,249,324,740	140,014,751	1,389,339,491
A. BIAYA PEMASARAN	0	0	0
1. Beban Pegawai	0	0	0



2. Beban Perjalanan Dinas	0	0	0
3. Beban Fasilitas	0	0	0
4. Beban Penyusutan	0	0	0
5. Beban Kantor	0	0	0
6. Beban Pendidikan / Pelatihan	0	0	0
7. Beban Promosi	0	0	0
8. Beban Umum	0	0	0
9. Beban Property Intern	0	0	0
8. BIAYA ADMINISTRASI & UMUM	1,249,324,740	140,014,751	1,389,339,491
1. Beban Pegawai	796,046,545	87,379,589	883,426,134
2. Beban Perjalanan Dinas	58,387,470	995,000	59,382,470
3. Beban Fasilitas	160,745,128	-793,922	159,951,206
4. Beban Penyusutan	20,115,050	5,785,239	25,900,289
5. Beban Kantor	69,342,494	5,438,998	74,781,492
6. Beban Pendidikan / Pelatihan	0	0	0
7. Beban Umum	21,046,095	29,969,669	51,015,764
8. Beban Property Intern	123,641,958	11,240,178	134,882,136

PT. SUCOFINDO CAB . PAL EMBANG Date: 25-FEB-14 17:15:08
 LAPORAN LABA RUGI Page: 3
 Current Period: DE SEMBE R-2007

currency IDR
 Cabang Gabungan=24 (CAB. PALEMBANG)

	SAMPAI DENGAN BULAN LALU	MUTASI BULAN INI	SAMPAI DENGAN BULAN INI
C. BIAYA PENGEMBANGAN	0	0	0
1. Beban Pegawai	0	0	0
2. Beban Perjalanan Dinas	0	0	0
3. Beban Fasilitas	0	0	0
4. Beban Penyusutan	0	0	0
5. Beban Kantor	0	0	0
6. Beban Pendidikan / Pelatihan	0	0	0
7. Beban Umum	0	0	0
8. Beban Property Intern	0	0	0
PENDAPATAN & BIAYA LAIN-LAIN DILUAR USAHA	-43,208,743	-35,685,616	-78,894,359
PENDAPATAN LAIN-LAIN DILUAR USAHA	-70,237,890	-35,919,785	-106,157,675
- Bunga Deposito	0	0	0
- Jasa Giro	-4,431,580	-520,773	-4,952,353
- Penjualan Aktiva	0	0	0
- Hasil Investasi	0	0	0
- Dividen	0	0	0
- Bunga Pinjaman	0	0	0
- Pendapatan Piutang	0	0	0
- Laba Selisih Kurs	-65,806,310	-35,399,012	-101,205,322
- Selisih Lebih Kas	0	0	0
- Sewa	0	0	0
- Klaim Asuransi	0	0	0
- Laba Selisih Kurs atas Forward	0	0	0
- Pendapatan Lainnya	0	0	0
BEBAN LAIN-LAIN DILUAR USAHA	27,029,147	234,169	27,263,316
- Biaya Bunga Pinjaman	0	0	0
- Biaya Pinjaman	0	0	0
- Rugi Penjualan Aktiva	0	0	0
- Rugi Penghentian Aktiva	0	0	0
- Rugi Investasi	0	0	0
- Rugi Klaim	0	0	0
- Rugi Selisih Kurs	27,029,147	234,169	27,263,316
- Selisih Kurang Kas	0	0	0
- Biaya Pesangon / Uang Jasa Pegawai	0	0	0
- Biaya Selisih Kurs atas Forward	0	0	0
- Biaya Reimbust	0	0	0
- Biaya Lainnya	0	0	0
POS LUAR BIASA	0	0	0
PENDAPATAN LUAR BIASA	0	0	0
- Laba Akibat Perubahan Kebijakan Akuntan	0	0	0
- Klaim asuransi	0	0	0
- Laba Luar Biasa Lainnya	0	0	0
BEBAN LUAR BIASA	0	0	0
- Rugi Akibat Perubahan Kebijakan Akuntansi	0	0	0
- Rugi Bencana Alam dsb	0	0	0
- Rugi Luar Biasa Lainnya	0	0	0
KEUNTUNGAN / RUGI PENYERTAAN	0	0	0
- Keuntungan Penyertaan	0	0	0
- Rugi Penyertaan	0	0	0

PT. SUCOFINDO CAB . PAL EMBANG Date: 25-FEB-14 17:15:08
 LAPORAN LABA RUGI Page: 4
 Current Period: DE SEMBE R-2007

currency IDR
 Cabang Gabungan=24 (CAB. PALEMBANG)

	SAMPAI DENGAN BULAN LALU	MUTASI BULAN INI	SAMPAI DENGAN BULAN INI
PAJAK KINI	0	0	0
- Pajak Kini	0	0	0
PAJAK TANGGUHAN	0	0	0
- Pendapatan Pajak Tangguhan	0	0	0
- Rugi Pajak Tangguhan	0	0	0

currency IDR
 Cabang Gabungan=24 (CAB. PALEMBANG)

U R A I A N	SALDO AWAL	DEBIT	KREDIT	SALDO AKHIR	MUTASI
0001 AKTIVA	10,823,325,568	18,733,487,215	21,248,013,405	8,308,799,378	-2,514,526,190
0050 AKTIVA LANCAR	8,296,203,658	18,706,737,215	21,216,235,310	5,786,705,563	-2,509,498,095
0100 KAS	35,095,700	186,314,425	179,042,325	42,367,800	7,272,100
0101 - Kas Rupiah	35,095,700	106,314,425	99,042,325	42,367,800	7,272,100
0104 - Kas Dalam Perjalanan	0	80,000,000	80,000,000	0	0
0110 BANK	-247,216,642	9,013,101,126	8,563,619,854	202,264,630	449,481,272
0120 Bank BNI	465,009,416	3,855,539,671	4,118,284,457	202,264,630	-262,744,786
0123 - Bank BNI PDO / IDR	142,995,111	1,407,943,878	1,424,268,042	126,670,947	-16,324,164
0125 - Bank BNI PHP / IDR	322,014,305	2,447,595,793	2,694,016,415	75,593,683	-246,420,622
0180 Transfer Bank (Droning)	-432,226,058	1,843,419,023	1,411,192,965	0	432,226,058
0181 - Droning Modal Kerja	-50,711,486	867,536,786	816,825,300	0	50,711,486
0182 - Droning Kesejahteraan Pegawai	-1,554,958	179,503,358	177,948,400	0	1,554,958
0183 - Droning Pajak	0	32,276,833	32,276,833	0	0
0184 - Droning Gaji Pegawai	-379,959,614	764,102,046	384,142,432	0	379,959,614
0195 Transfer Uang Dalam Perjalanan	-280,000,000	3,314,142,432	3,034,142,432	0	280,000,000
0196 - Transfer Bank Droning	-280,000,000	664,142,432	384,142,432	0	280,000,000
0197 - Transfer Bank Kontribusi Langsung	0	2,650,000,000	2,650,000,000	0	0
0300 PIUTANG USAHA	5,867,482,362	6,941,865,733	8,941,821,351	3,867,526,744	-1,999,955,618
0301 - P.Usaha Sektor Pertanian	690,634,703	402,697,277	603,272,694	490,059,286	-200,575,417
0302 - P.Usaha Sektor Inco	244,496,423	224,211,151	228,588,959	240,118,615	-4,377,808
0303 - P.Usaha Sektor Mineral	1,230,903,801	600,434,460	975,745,037	855,593,224	-375,310,577
0304 - P.Usaha Sektor Migas	272,987,000	53,512,000	290,995,000	35,504,000	-237,483,000
0306 - P.Usaha Sektor RKT	2,822,567,030	2,916,563,442	4,121,589,437	1,617,541,035	-1,205,025,995
0310 - P.Usaha Sektor Jasa Umum	605,893,402	39,884,452	17,067,270	628,710,584	22,817,182
0311 - P.Usaha Jasa Laboratorium	507,865,366	37,385,462	16,935,270	528,315,558	20,450,192
0312 - P.Usaha Jasa Property	73,171,300	2,498,990	132,000	75,538,290	2,366,990
0313 - P.Usaha Jasa SNPS	24,856,736	0	0	24,856,736	0
0319 - Pos Silang Piutang Usaha	0	2,617,930,908	2,617,930,908	0	0
0320 - Pos Silang PPh Pasal 23	3	86,632,043	86,632,046	0	-3
0350 PENYISIHAN PIUTANG USAHA	-287,937,196	319,609,398	593,649,209	(561,977,007)	(274,039,811)
0351 - PPU. Sektor Pertanian	-53,017,981	53,841,491	132,884,635	(132,061,125)	(79,043,144)
0352 - PPU. Sektor Inco	-3,922,860	20,860,358	32,889,539	(15,952,041)	(12,029,181)
0353 - PPU. Sektor Mineral	-19,791,069	31,274,356	70,542,443	(59,059,156)	(39,268,087)
0354 - PPU. Sektor Minyak & Gas	-1,008,900	1,725,700	1,792,000	(1,075,200)	(66,300)
0356 - PPU. Sektor RKT	-159,389,637	160,039,744	259,737,572	(259,087,865)	(99,698,228)
0360 - PPU. Sektor Jasa Umum	-50,806,749	51,867,749	95,802,620	(94,741,620)	(43,934,871)
0361 - PPU Jasa Laboratorium	-7,459,641	8,520,641	37,338,971	(36,277,971)	(28,818,330)
0362 - PPU Jasa Property	-17,940,372	17,940,372	33,606,913	(33,606,913)	(15,666,541)
0363 - PPU Jasa SNPS	-24,856,736	24,856,736	24,856,736	(24,856,736)	0
0364 - PPU Jasa K3	-550,000	550,000	0	0	550,000
0400 PENDAPATAN DITERIMA DIMUKA	1,254,035,391	1,019,303,957	998,001,010	1,275,338,338	21,302,947
0410 Pendapatan Usaha Belum Diinvoicikan	1,254,035,391	1,019,303,957	998,001,010	1,275,338,338	21,302,947
0411 - PUBD. Sektor Pertanian	310,852,522	313,721,150	293,634,421	330,939,251	20,086,729
0412 - PUBD. Sektor INCO	91,246,089	67,549,247	70,096,089	88,699,247	-2,546,842
0413 - PUBD. Sektor Mineral	205,736,780	134,023,560	205,736,780	134,023,560	-71,713,220
0416 - PUBD. Sektor RKT	646,200,000	504,010,000	428,533,720	721,676,280	75,476,280
0500 PIUTANG Lainnya	37,282,537	15,840,000	0	53,122,537	15,840,000
0540 Piutang Jaminan Jangka Pendek	8,000,000	15,840,000	0	23,840,000	15,840,000
0541 - Bank Garansi	0	15,840,000	0	15,840,000	15,840,000

currency IDR
 Cabang Gabungan=24 (CAB. PALEMBANG)

U R A I A N	SALDO AWAL	DEBIT	KREDIT	SALDO AKHIR	MUTASI
0542 - Uang Jaminan	8,000,000	0	0	8,000,000	0
0570 Piutang Pegawai	29,282,537	0	0	29,282,537	0
0571 - Piutang Pegawai	29,282,537	0	0	29,282,537	0
0600 UANG MUKA	777,367,500	453,229,104	817,407,673	413,188,931	-364,178,569
0605 Uang Muka Kerja / UUDP	777,367,500	453,229,104	817,407,673	413,188,931	-364,178,569
0610 Uang Muka Kerja Operasi	664,496,500	400,924,104	724,044,673	341,375,931	-323,120,569
0611 - UMK Operasi Sektor Pertanian	153,110,000	91,091,955	182,618,375	61,583,580	-91,526,420
0612 - UMK Operasi Sektor Inco	45,000,000	79,700,000	99,400,000	25,300,000	-19,700,000
0613 - UMK Operasi Sektor Mineral	48,000,000	80,130,000	108,130,000	20,000,000	-28,000,000
0614 - UMK Operasi Sektor Migas	10,079,000	0	0	10,079,000	0
0616 - UMK Operasi Sektor KKL	800,000	3,400,000	3,400,000	800,000	0
0617 - UMK Operasi Sektor RKT	179,740,000	59,000,000	122,630,000	116,110,000	-63,630,000
0622 - UMK Operasi Sektor JUM	13,250,000	5,100,000	5,850,000	12,500,000	-750,000
0623 - UMK Adm & Umum	214,517,500	82,502,149	202,016,298	95,003,351	-119,514,149
0625 Uang Muka SPPD	112,871,000	52,305,000	93,363,000	71,813,000	-41,058,000
0626 - UM SPPD Sektor Pertanian	14,980,000	9,140,000	13,105,000	11,015,000	-3,965,000
0627 - UM SPPD Sektor Inco	1,098,000	3,180,000	0	4,278,000	3,180,000
0628 - UM SPPD Sektor Mineral	14,495,000	15,995,000	16,875,000	13,615,000	-880,000
0629 - UM SPPD Sektor Migas	31,240,000	5,075,000	28,490,000	7,825,000	-23,415,000
0632 - UM SPPD Sektor RKT	39,685,000	16,450,000	26,370,000	29,765,000	-9,920,000
0633 - UM SPPD Sektor Finansial	2,850,000	0	0	2,850,000	0
0636 - UM SPPD Sektor JUM	815,000	0	815,000	0	-815,000
0637 - UM SPPD Adm & Umum	7,708,000	2,465,000	7,708,000	2,465,000	-5,243,000
0655 PAJAK DIBAYAR DIMUKA	245,499,993	140,596,295	386,096,288	0	-245,499,993
0660 PPh Pasal 21	209,667,213	28,469,055	238,136,268	0	-209,667,213
0661 - PPh Pasal 21	209,667,213	28,469,055	238,136,268	0	-209,667,213
0670 PPh Badan	-3,095,279	103,984,298	100,889,019	0	3,095,279
0672 - PPh Pasal 23 Waba	-3,095,279	103,984,298	100,889,019	0	3,095,279
0680 PPN	38,928,059	8,142,942	47,071,001	0	-38,928,059
0681 - PPN Masukan	38,928,059	8,142,942	47,071,001	0	-38,928,059
0700 PERSEDIAAN	216,358,304	33,039,640	70,352,108	179,045,836	-37,312,468
0710 Bahan Operasi	182,419,454	18,715,938	54,462,221	146,673,171	-35,746,283



0716 - BO. Jasa RKT	50,227,672	14,058,638	33,801,801	30,484,509	-19,743,163
0720 - BO. Jasa Jasa Umum	132,191,782	4,657,300	20,660,420	116,188,662	-16,003,120
0721 - BO. Jasa Laboratorium	103,820,011	4,657,300	20,660,420	87,816,891	-16,003,120
0723 - BO. Jasa Pengendalian Hama	28,371,771	0	0	28,371,771	0
0740 Supplies	25,188,850	14,323,702	7,139,887	32,372,665	7,183,815
0743 - Alat Tulis & Cetak	25,188,850	14,323,702	7,139,887	32,372,665	7,183,815
0750 Barang Dalam Perjalanan	8,750,000	0	8,750,000	0	-8,750,000
0751 - Barang Dalam Perjalanan	8,750,000	0	8,750,000	0	-8,750,000
0800 BIAYA DIBAYAR DI MUKA	398,235,709	583,837,537	666,245,492	315,827,754	-82,407,955
0810 Biaya Pegawai Dibayar Dimuka	50,857,916	0	50,857,916	0	-50,857,916
0811 - Tunjangan Hari Raya DD	49,108,633	0	49,108,633	0	-49,108,633
0812 - Tunjangan Cuti DD	1,749,283	0	1,749,283	0	-1,749,283
0820 Biaya Operasional Dibayar Dimuka	14,819,665	158,358,128	137,254,050	35,923,743	21,104,078
0822 - Biaya Penunjang Operasi DD	5,723,400	0	5,723,400	0	-5,723,400
0824 - Biaya Operasi Lainnya DD	9,096,265	158,358,128	131,530,650	35,923,743	26,827,478
0830 Biaya Fasilitas Dibayar Dimuka	76,789,268	5,305,779	5,493,031	76,602,016	-187,252
0831 - Biaya Sewa DD	70,645,113	5,305,779	4,361,444	71,589,448	944,335

PT. SU COFINDO CAB. PALEM G
 TRIAL B ALANCE NERACA DETAIL
 Current Period: DESEMBER-2008
 Date: 25-FEB-14 17:18:00
 Page: 3

currency IDR
 Cabang Gabungan=24 (CAB. PALEMBANG)

U R A I A N	SALDO AWAL	DEBIT	KREDIT	SALDO AKHIR	MUTASI
0833 - Biaya Asuransi DD	6,144,155	0	1,131,587	5,012,568	-1,131,587
0840 Biaya Lainnya Dibayar Dimuka	255,768,860	420,173,630	472,640,495	203,301,995	-52,466,865
0841 - Biaya Lainnya Dibayar Dimuka	255,768,860	420,173,630	472,640,495	203,301,995	-52,466,865
1100 AKTIVA TETAP	2,527,121,910	26,750,000	31,778,095	2,522,093,815	-5,028,095
1105 NILAI PEROLEHAN	8,440,627,530	26,750,000	0	8,467,377,530	26,750,000
1110 Tanah	357,536,000	0	0	357,536,000	0
1111 - Tanah	357,536,000	0	0	357,536,000	0
1115 Bangunan	4,106,056,302	0	0	4,106,056,302	0
1116 - Bangunan Kantor	4,106,056,302	0	0	4,106,056,302	0
1125 Perlengkapan Mesin	355,187,955	0	0	355,187,955	0
1127 - Perlengkapan Lainnya	355,187,955	0	0	355,187,955	0
1130 Peralatan Operasi	1,877,288,596	18,000,000	0	1,895,288,596	18,000,000
1131 - PO. Sektor Pertanian	788,432,484	0	0	788,432,484	0
1132 - PO. Sektor Inco	4,565,700	0	0	4,565,700	0
1133 - PO. Sektor Mineral	223,791,411	0	0	223,791,411	0
1135 - PO. Sektor KKL	21,000,000	0	0	21,000,000	0
1136 - PO. Sektor RKT	609,185,832	0	0	609,185,832	0
1140 - PO. Sektor Umum	230,313,169	18,000,000	0	248,313,169	18,000,000
1141 - PO. Jasa Laboratorium	190,475,000	18,000,000	0	208,475,000	18,000,000
1143 - PO. Jasa SNPS	39,838,169	0	0	39,838,169	0
1170 Kendaraan	59,133,545	0	0	59,133,545	0
1172 - Kendaraan Sepeda Motor	59,133,545	0	0	59,133,545	0
1180 Peralatan Kantor	527,607,950	0	0	527,607,950	0
1181 - Mebelair	306,220,000	0	0	306,220,000	0
1182 - Peralatan Lainnya	221,387,950	0	0	221,387,950	0
1190 Peralatan Sistem Informasi	1,157,817,182	8,750,000	0	1,166,567,182	8,750,000
1191 - Peralatan Sistem Informasi	1,157,817,182	8,750,000	0	1,166,567,182	8,750,000
1200 AKUMULASI PENYUSUTAN AKTIVA TETAP	-5,913,506,620	0	31,778,095	(5,945,283,715)	(31,778,095)
1215 Akum. Penyusutan Bangunan	-2,326,765,238	0	17,108,567	(2,343,873,805)	(17,108,567)
1216 - Akum. Peny. Bangunan Kantor	-2,326,765,238	0	17,108,567	(2,343,873,805)	(17,108,567)
1225 Akum. Penyusutan Perlengkapan	-355,187,952	0	0	(355,187,952)	0
1227 - Akum. Peny. Perlengkapan Lainnya	-355,187,952	0	0	(355,187,952)	0
1230 Akum. Peny. Peralatan Operasi	-1,684,002,794	0	6,719,585	(1,690,722,379)	(6,719,585)
1231 - Akum. Peny. PO. Sek. Pertanian	-754,742,895	0	1,531,344	(756,274,239)	(1,531,344)
1232 - Akum. Peny. PO. Sek. Inco	-4,565,698	0	0	(4,565,698)	0
1233 - Akum. Peny. PO. Sek. Mineral	-209,010,893	0	615,852	(209,626,745)	(615,852)
1235 - Akum. Peny. PO. Sek. KKL	-13,999,986	0	437,493	(14,437,479)	(437,493)
1236 - Akum. Peny. PO. Sek. RKT	-609,185,793	0	0	(609,185,793)	0
1240 - Akum. Peny. PO. Sek. IJUM	-92,497,529	0	4,134,896	(96,632,425)	(4,134,896)
1241 - Akum. Peny. PO. Jasa Laboratorium	-53,826,042	0	3,968,224	(57,794,266)	(3,968,224)
1243 - Akum. Peny. PO. Jasa SNPS	-38,671,487	0	166,672	(38,838,159)	(166,672)
1270 Akum. Peny. Kendaraan	-59,133,537	0	0	(59,133,537)	0
1272 - Akum. Peny. Kendaraan Sepeda Motor	-59,133,537	0	0	(59,133,537)	0
1280 Akum. Peny. Peralatan Kantor	-480,689,719	0	1,531,132	(482,220,851)	(1,531,132)
1281 - Akum. Peny. Mebelair	-320,581,999	0	1,318,645	(321,900,644)	(1,318,645)
1282 - Akum. Peny. Peralatan Lainnya	-160,107,720	0	212,487	(160,320,207)	(212,487)
1290 Akum. Peny. Peralatan SI	-1,007,726,380	0	6,418,811	(1,014,145,191)	(6,418,811)
1291 - Akum. Peny. Peralatan SI	-1,007,726,380	0	6,418,811	(1,014,145,191)	(6,418,811)
2000 KEWAJIBAN DAN EKUITAS	-10,823,325,568	19,265,018,398	16,750,492,208	(8,308,799,378)	2,514,526,190

PT. SU COFINDO CAB. PALEM G
 TRIAL B ALANCE NERACA DETAIL
 Current Period: DESEMBER-2008
 Date: 25-FEB-14 17:18:00
 Page: 4

currency IDR
 Cabang Gabungan=24 (CAB. PALEMBANG)

U R A I A N	SALDO AWAL	DEBIT	KREDIT	SALDO AKHIR	MUTASI
2010 KEWAJIBAN JANGKA PENDEK	-2,442,199,709	8,304,815,550	7,210,894,589	(1,348,278,748)	1,093,920,961
2020 HUTANG USAHA	-158,923,310	5,018,212,786	5,095,630,701	(236,341,225)	(77,417,915)
2030 Hutang Usaha Invoice	-158,923,310	5,009,462,786	5,068,880,701	(218,341,225)	(59,417,915)
2031 - Hutang Usaha Intern	-158,923,310	5,009,462,786	5,068,880,701	(218,341,225)	(59,417,915)
2040 Hutang Usaha Belum Invoice	0	8,750,000	26,750,000	(18,000,000)	(18,000,000)
2045 - Pos Silang Fixed Asset	0	8,750,000	26,750,000	(18,000,000)	(18,000,000)
2075 - Pinjaman Kredit Investasi	0	0	0	0	0
2100 UANG MUKA PENJUALAN	-1,277,501,660	1,569,207,302	792,683,495	(500,977,853)	776,523,807
2101 - UMP. Sektor Pertanian	-326,377,533	361,760,840	209,884,965	(174,501,658)	151,875,875
2102 - UMP. Sektor Inco	-89,259,231	34,687,500	0	(54,571,731)	34,687,500
2103 - UMP. Sektor Mineral	-189,467,941	269,615,438	168,501,261	(88,353,764)	101,114,177
2104 - UMP. Sektor Minyak & Gas	-176,571,435	176,571,435	19,750,000	(19,750,000)	156,821,435
2106 - UMP. Sektor RKT	-375,960,365	372,330,365	105,000,000	(108,630,000)	267,330,365
2110 - UMP. Sektor Jasa Umum	-119,865,155	90,645,505	25,951,050	(55,170,700)	64,694,455

2111 - UMP. Lainnya	0	263,596,219	263,596,219	0	0
2140 HUTANG ASURANSI	0	16,911,716	16,911,716	0	0
2142 - Hutang Asuransi Jamsostek	0	16,911,716	16,911,716	0	0
2170 HUTANG PAJAK	-485,026,639	897,977,435	667,837,877	(254,887,081)	230,139,558
2180 Hutang PPh	-213,232,789	290,066,603	331,720,895	(254,887,081)	(41,654,292)
2181 - Hutang PPh Pasal 21	-204,189,257	277,531,844	327,947,943	(254,605,356)	(50,416,099)
2182 - Hutang PPh Pasal 23 Wapu	-9,043,532	12,534,759	3,772,952	(281,725)	8,761,807
2190 Hutang PPN	-271,793,850	607,910,832	336,116,982	0	271,793,850
2191 - Hutang PPN Keluaran	-271,793,850	607,910,832	336,116,982	0	271,793,850
2230 HUTANG LANCAR Lainnya	40,000	95,151,761	95,191,761	0	-40,000
2234 - Hutang Koperasi Pegawai	40,000	87,297,511	87,297,511	0	-40,000
2235 - Hutang SPS / Perindo	0	7,894,250	7,894,250	0	0
2250 PENDAPATAN DITERIMA DIMUKA	-520,788,100	424,684,450	0	(96,103,650)	424,684,450
2251 - Sewa/Service Charge Diterima	-120,788,100	24,684,450	0	(96,103,650)	24,684,450
2253 - Pendapatan Lain Diterima Dim	-400,000,000	400,000,000	0	0	400,000,000
2300 BIAYA MASIH HARUS DIBAYAR	0	282,670,100	542,639,039	(259,968,939)	(259,968,939)
2310 Biaya Pegawai Masih Harus Dibayar	0	282,670,100	282,670,100	0	0
2311 - Biaya Gaji / Tunjangan MHD	0	282,670,100	282,670,100	0	0
2320 Biaya Operasional Masih Harus Dibayar	0	0	37,001,198	(37,001,198)	(37,001,198)
2324 - Biaya Operasional Lainnya MHD	0	0	37,001,198	(37,001,198)	(37,001,198)
2340 Biaya Lainnya Masih Harus Dibayar	0	0	222,967,741	(222,967,741)	(222,967,741)
2347 - Biaya Lain-Lain MHD	0	0	222,967,741	(222,967,741)	(222,967,741)
2600 EKUITAS	-5,581,013,180	6,481,805,483	5,770,215,008	(4,869,422,705)	711,590,475
2650 SALDO LABA/RUGI DITAHAN	-5,581,013,180	6,481,805,483	5,770,215,008	(4,869,422,705)	711,590,475
2652 - Saldo Laba/Rugi Tahun Berjalan	-5,581,013,180	6,481,805,483	5,770,215,008	(4,869,422,705)	711,590,475
2700 POS PERANTARA	-2,800,112,679	4,478,397,365	3,769,382,611	(2,091,097,925)	709,014,754
2710 TRANSAKSI ANTAR KANTOR KERJA	-2,812,579,954	3,843,348,352	3,121,866,323	(2,091,097,925)	721,482,029
2720 R/K DENGAN KANTOR PUSAT	-20,642,580,096	3,252,523,236	2,583,425,517	(19,973,482,377)	669,097,719
2721 - R/K Kantor Pusat	-20,642,580,096	3,252,523,236	2,583,425,517	(19,973,482,377)	669,097,719
2730 R/K DENGAN CABANG / SBU	17,830,000,142	590,825,116	538,440,806	17,882,384,452	52,384,310
2731 - R/K SBU. Pertanian	4,673,513,381	8,479,180	2,643,000	4,679,349,561	5,836,180
2732 - R/K SBU. Inco	762,742,833	80,227,444	950,000	842,020,277	79,277,444
2733 - R/K SBU. RKT	2,605,949,577	30,033,720	169,032,538	2,466,950,759	-138,998,818
2734 - R/K SBU. Mineral	394,051,647	0	44,318,600	349,733,047	-44,318,600
2735 - R/K SBU. Migas	2,990,882,122	30,350,466	16,279,710	3,004,952,878	14,070,756

ii

PT. SU COFINDO CAB. PALEM G
TRIAL B ALANCE NERACA DETAIL
Current Period: DESEMBER-2008

Date: 25-FEB-14 17:18:00
Page: 5

currency IDR
Cabang Gabungan=24 (CAB. PALEMBANG)

U R A I A N	SALDO AWAL	DEBIT	KREDIT	SALDO AKHIR	MUTASI
2736 - R/K SBU. Financial	109,057,126	4,784,000	0	113,841,126	4,784,000
2737 - R/K SBU. KKL	1,800,779,846	46,346,315	0	1,847,126,161	46,346,315
2738 - R/K SBU. SICS	-4,760,700	0	0	(4,760,700)	0
2739 - R/K SBU. PII	110,843,034	0	0	110,843,034	0
2740 - R/K SBU. Jasa-Jasa Umum	-13,503,334	0	0	(13,503,334)	0
2741 - R/K Cabang Medan	2,100,033,414	0	0	2,100,033,414	0
2742 - R/K Cabang Pekanbaru	171,050,669	54,099,946	632,500	224,518,115	53,467,446
2743 - R/K Cabang Batam	212,586,867	2,975,551	0	215,562,418	2,975,551
2744 - R/K Cabang Palembang	-77,065,600	0	0	(77,065,600)	0
2745 - R/K Cabang Bdr Lampung	1,792,698,226	41,105,203	242,657,185	1,591,146,244	-201,551,982
2746 - R/K Cabang Tanjung Priok	35,369,896	50,576,959	0	85,946,855	50,576,959
2747 - R/K Cabang Cilegon	-25,693,315	0	4,461,942	(30,155,257)	(4,461,942)
2748 - R/K Cabang Cibitung	95,918,710	232,831,850	55,255,962	273,494,598	177,575,888
2749 - R/K Cabang Semarang	16,451,089	0	0	16,451,089	0
2750 - R/K Cabang Surabaya	25,935,415	0	0	25,935,415	0
2751 - R/K Cabang Balikpapan	1,208,850	9,014,482	0	10,223,332	9,014,482
2752 - R/K Cabang Banjarmasin	5,114,567	0	0	5,114,567	0
2753 - R/K Cabang Samarinda	-25,600,906	0	0	(25,600,906)	0
2754 - R/K Cabang Bontang	17,453,884	0	0	17,453,884	0
2755 - R/K Cabang Makassar	5,493,210	0	0	5,493,210	0
2758 - R/K Lab. Surabaya	-2,414,533	0	0	(2,414,533)	0
2759 - R/K Cab. Bandung	-2,375,645	0	2,209,369	(4,585,014)	(2,209,369)
2760 - R/K Cab. Pontianak	-6,972,500	0	0	(6,972,500)	0
2761 - R/K Cab. Padang	81,993,287	0	0	81,993,287	0
2762 - R/K Cab. Bekasi	23,925,850	0	0	23,925,850	0
2763 - R/K Cab. Cirebon	-41,536,825	0	0	(41,536,825)	0
2764 - R/K Cab. Lhokseumawe	-3,130,000	0	0	(3,130,000)	0
2790 POS SILANG	12,467,275	635,049,013	647,516,288	0	-12,467,275
2791 - Pos Silang Centra AP	8,545,100	0	8,545,100	0	-8,545,100
2792 - Pos Silang Centra AR	3,151,985	236,064,664	239,216,649	0	-3,151,985
2795 - Pos Silang Uang Muka	770,190	43,618,789	44,388,979	0	-770,190
2801 - Pos Silang AP Kantor Pusat	0	215,326,548	215,326,548	0	0
2802 - Pos Silang AP SBU. AGRI	0	7,662,560	7,662,560	0	0
2803 - Pos Silang AP SBU. INCO	0	2,345,000	2,345,000	0	0
2804 - Pos Silang AP SBU. RKT	0	1,276,000	1,276,000	0	0
2806 - Pos Silang AP SBU. Migas	0	17,636,000	17,636,000	0	0
2807 - Pos Silang AP SBU. Financial	0	7,536,000	7,536,000	0	0
2808 - Pos Silang AP SBU. KKL	0	1,521,500	1,521,500	0	0
2812 - Pos Silang AP Cab. Medan	0	24,363,121	24,363,121	0	0
2813 - Pos Silang AP Cab. Pekanbaru	0	37,041,528	37,041,528	0	0
2816 - Pos Silang AP Cab. Bdr Lampung	0	1,305,203	1,305,203	0	0
2817 - Pos Silang AP Cab. Tanjung Priok	0	6,687,900	6,687,900	0	0
2819 - Pos Silang AP Cab. Cibitung	0	27,755,000	27,755,000	0	0
2822 - Pos Silang AP Cab. Balikpapan	0	4,909,200	4,909,200	0	0

ii

currency IDR
 Cabang Gabungan=24 (CAB. PALEMBANG)

	SAMPAI DENGAN BULAN LALU	MUTASI BULAN INI	SAMPAI DENGAN BULAN INI
TOTAL PENDAPATAN	-17,575,102,263	-2,244,456,936	-19,819,559,199
TOTAL BIAYA	11,994,089,083	2,956,047,411	14,950,136,494
1. PENDAPATAN OPERASI	-17,484,806,490	-2,233,774,071	-19,718,580,561
2. BIAYA OPERASI	10,682,393,891	2,725,598,315	13,407,992,206
- Biaya Operasi Langsung	8,891,224,850	2,132,642,464	11,023,867,314
- Biaya Operasi Tidak Langsung	1,791,169,041	592,955,851	2,384,124,892
3. LABA OPERASI	-6,802,412,599	491,824,244	-6,310,588,355
4. BIAYA USAHA	1,253,132,200	149,594,840	1,402,727,040
- Biaya Pemasaran	0	0	0
- Biaya Administrasi	1,253,132,200	149,594,840	1,402,727,040
- Biaya Pengembangan	0	0	0
5. LABA KOTOR USAHA	-5,549,280,399	641,419,084	-4,907,861,315
- Pendapatan Lain-lain	-90,295,773	-10,682,865	-100,978,638
- Biaya Lain-lain	58,562,992	80,854,256	139,417,248
6. LABA/RUGI PEND&BY SBL LUAR BIASA	-5,581,013,180	711,590,475	-4,869,422,705
- Pendapatan Luar Biasa	0	0	0
- Biaya Luar Biasa	0	0	0
7. LABA SEBELUM PENYERTAAN	-5,581,013,180	711,590,475	-4,869,422,705
- Keuntungan / Rugi Penyertaan	0	0	0
8. LABA SEBELUM PAJAK KINI	-5,581,013,180	711,590,475	-4,869,422,705
- Pajak Kini	0	0	0
9. LABA SEBELUM PAJAK TANGGUHAN	-5,581,013,180	711,590,475	-4,869,422,705
- Pajak Tangguhan	0	0	0
10. LABA SEBELUM PAJAK	-5,581,013,180	711,590,475	-4,869,422,705
PENDAPATAN OPERASI	-17,484,806,490	-2,233,774,071	-19,718,580,561
Sektor Agricultural	-5,993,161,776	-994,574,173	-6,987,735,949
Sektor Consumer & Industrial Product	-1,870,221,749	-181,003,374	-2,051,225,123
Sektor Industry & Transportation	-3,401,406,111	-521,606,378	-3,923,012,489
Sektor Mineral	-4,856,814,645	-414,280,963	-5,271,095,608
Sektor Oil & Gas	-731,015,897	-56,426,868	-787,442,765
Sektor Financial & Investment	0	0	0
Sektor Forestry, Fishery & Environment servic	-363,674,762	-45,384,815	-409,059,577
Sektor SICS	0	0	0
Sektor Government / Non ISPP	0	0	0
Sektor General Services	-268,511,550	-20,497,500	-289,009,050
BIAYA OPERASI	10,682,393,891	2,725,598,315	13,407,992,206
A. BIAYA OPERASI LANGSUNG	8,891,224,850	2,132,642,464	11,023,867,314
1. BIAYA OPERASI LANGSUNG PERSEKTOR	8,891,224,850	2,132,642,464	11,023,867,314
Sektor Agricultural	2,281,636,118	509,679,067	2,791,315,185
Sektor Consumer & Industrial Product	1,122,432,220	173,113,739	1,295,545,959
Sektor Industry & Transportation	2,387,773,009	527,751,432	2,915,524,441
Sektor Mineral	1,774,482,384	676,733,949	2,451,216,333
Sektor Oil & Gas	412,940,740	101,612,574	514,553,314
Sektor Financial & Investment	0	0	0
Sektor Forestry, Fishery & Environment servic	593,479,440	76,048,504	669,527,944
Sektor SICS	0	0	0
Sektor Government / Non ISPP	0	0	0
Sektor General Services	318,480,939	67,703,199	386,184,138

currency IDR
 Cabang Gabungan=24 (CAB. PALEMBANG)

	SAMPAI DENGAN BULAN LALU	MUTASI BULAN INI	SAMPAI DENGAN BULAN INI
2. BIAYA OPERASI LANGSUNG PER BIAYA	8,891,224,850	2,132,642,464	11,023,867,314
a. Beban Pegawai	4,253,452,443	656,604,567	4,910,057,010
b. Beban Perjalanan Dinas	1,117,259,183	312,399,182	1,429,658,365
c. Beban Operasional	2,749,637,859	962,071,978	3,711,709,837
d. Beban Fasilitas	889,615,923	165,343,665	1,054,959,588
e. Beban Penyusutan	260,963,146	25,719,172	286,682,318
f. Beban Kantor	264,322,756	68,477,743	332,800,499
g. Beban Property Intern	-644,026,460	-57,973,843	-702,000,303
8. BIAYA OPERASI TAK LANGSUNG	1,791,169,041	592,955,851	2,384,124,892
1. BIAYA OPERASI TAK LANGSUNG PER SEKTOR	1,791,169,041	592,955,851	2,384,124,892
Sektor Agricultural	757,822,815	232,468,636	990,291,451
Sektor Consumer & Industrial Product	251,652,681	67,985,953	319,638,634
Sektor Industry & Transportation	409,414,280	171,835,172	581,249,452
Sektor Mineral	129,794,295	63,628,645	193,422,940
Sektor Oil & Gas	51,199,007	10,227,780	61,426,787
Sektor Financial & Investment	0	0	0
Sektor Forestry, Fishery & Environment Ser	78,546,225	13,791,656	92,337,881
Sektor SICS	0	0	0
Sektor Government / Non ISPP	0	0	0
Sektor General Services	112,739,738	33,018,009	145,757,747
2. BIAYA OPERASI TAK LANGSUNG PER BIAYA	1,791,169,041	592,955,851	2,384,124,892
a. Beban Pegawai	785,596,057	117,932,803	903,528,860
b. Beban Perjalanan Dinas	75,553,531	7,895,170	83,448,701
c. Beban Fasilitas	135,558,623	15,390,071	150,948,694
d. Beban Penyusutan	16,622,198	1,547,239	18,169,437
e. Beban Kantor	196,184,244	294,749,661	490,933,905
f. Beban Pendidikan / Pelatihan	8,910,750	0	8,910,750
g. Beban Umum	144,488,295	111,379,729	255,868,024
h. Beban Property Intern	428,255,343	44,061,178	472,316,521
BIAYA USAHA	1,253,132,200	149,594,840	1,402,727,040
A. BIAYA PEMASARAN	0	0	0
1. Beban Pegawai	0	0	0

2. Beban Perjalanan Dinas	0	0	0
3. Beban Fasilitas	0	0	0
4. Beban Penyusutan	0	0	0
5. Beban Kantor	0	0	0
6. Beban Pendidikan / Pelatihan	0	0	0
7. Beban Promosi	0	0	0
8. Beban Umum	0	0	0
9. Beban Property Intern	0	0	0
B. BIAYA ADMINISTRASI & UMUM	1,253,132,200	149,594,840	1,402,727,040
1. Beban Pegawai	847,345,273	86,054,459	933,399,732
2. Beban Perjalanan Dinas	33,970,571	2,838,865	36,809,436
3. Beban Fasilitas	93,843,015	8,811,118	102,654,133
4. Beban Penyusutan	48,252,288	4,511,684	52,763,972
5. Beban Kantor	45,023,583	7,535,454	52,559,037
6. Beban Pendidikan / Pelatihan	334,250	1,930,000	2,264,250
7. Beban Umum	47,626,298	25,359,739	72,986,037
8. Beban Property Intern	136,736,922	12,553,521	149,290,443

PT. SUCOFINDO CAB . PAL EMBANG Date: 25-FEB-14 17:15:08
 LAPORAN LABA RUGI Page: 3
 Current Period: DE SEMBE R-2008

currency IDR
 Cabang Gabungan=24 (CAB. PALEMBANG)

	SAMPAI DENGAN BULAN LALU	MUTASI BULAN INI	SAMPAI DENGAN BULAN INI
C. BIAYA PENGEMBANGAN	0	0	0
1. Beban Pegawai	0	0	0
2. Beban Perjalanan Dinas	0	0	0
3. Beban Fasilitas	0	0	0
4. Beban Penyusutan	0	0	0
5. Beban Kantor	0	0	0
6. Beban Pendidikan / Pelatihan	0	0	0
7. Beban Umum	0	0	0
8. Beban Property Intern	0	0	0
PENDAPATAN & BIAYA LAIN-LAIN DILUAR USAHA	-31,732,781	70,171,391	38,438,610
PENDAPATAN LAIN-LAIN DILUAR USAHA	-90,295,773	-10,682,865	-100,978,638
- Bunga Deposito	0	0	0
- Jasa Giro	-5,415,059	-845,023	-6,260,082
- Penjualan Aktiva	0	0	0
- Hasil Investasi	0	0	0
- Dividen	0	0	0
- Bunga Pinjaman	0	0	0
- Pendapatan Piutang	0	0	0
- Laba Selisih Kurs	-84,880,714	-9,837,842	-94,718,556
- Selisih Lebih Kas	0	0	0
- Sewa	0	0	0
- Klaim Asuransi	0	0	0
- Laba Selisih Kurs atas Forward	0	0	0
- Pendapatan Lainnya	0	0	0
BEBAN LAIN-LAIN DILUAR USAHA	58,562,992	80,854,256	139,417,248
- Biaya Bunga Pinjaman	0	0	0
- Biaya Pinjaman	0	0	0
- Rugi Penjualan Aktiva	0	0	0
- Rugi Penghentian Aktiva	0	0	0
- Rugi Investasi	0	0	0
- Rugi Klaim	0	0	0
- Rugi Selisih Kurs	58,562,992	80,854,256	139,417,248
- Selisih Kurang Kas	0	0	0
- Biaya Pesangon / Uang Jasa Pegawai	0	0	0
- Biaya Selisih Kurs atas Forward	0	0	0
- Biaya Reimbust	0	0	0
- Biaya Lainnya	0	0	0
POS LUAR BIASA	0	0	0
PENDAPATAN LUAR BIASA	0	0	0
- Laba Akibat Perubahan Kebijakan Akuntan	0	0	0
- Klaim asuransi	0	0	0
- Laba Luar Biasa Lainnya	0	0	0
BEBAN LUAR BIASA	0	0	0
- Rugi Akibat Perubahan Kebijakan Akuntansi	0	0	0
- Rugi Bencana Alam dsb	0	0	0
- Rugi Luar Biasa Lainnya	0	0	0
KEUNTUNGAN / RUGI PENYERTAAN	0	0	0
- Keuntungan Penyertaan	0	0	0
- Rugi Penyertaan	0	0	0

PT. SUCOFINDO CAB . PAL EMBANG Date: 25-FEB-14 17:15:08
 LAPORAN LABA RUGI Page: 4
 Current Period: DE SEMBE R-2008

currency IDR
 Cabang Gabungan=24 (CAB. PALEMBANG)

	SAMPAI DENGAN BULAN LALU	MUTASI BULAN INI	SAMPAI DENGAN BULAN INI
PAJAK KINI	0	0	0
- Pajak Kini	0	0	0
PAJAK TANGGUHAN	0	0	0
- Pendapatan Pajak Tangguhan	0	0	0
- Rugi Pajak Tangguhan	0	0	0

currency IDR
Cabang Gabungan=24 (CAB. PALEMBANG)

U R A I A N	SALDO AWAL	DEBIT	KREDIT	SALDO AKHIR	MUTASI
0001 AKTIVA	13,896,621,060	17,035,571,873	19,514,643,068	11,417,549,865	-2,479,071,195
0050 AKTIVA LANCAR	11,642,506,382	15,959,738,687	18,405,209,657	9,197,035,412	-2,445,470,970
0100 KAS	18,145,065	189,410,160	189,501,227	18,053,998	-91,067
0101 - Kas Rupiah	18,145,065	109,410,160	109,501,227	18,053,998	-91,067
0104 - Kas Dalam Perjalanan	0	80,000,000	80,000,000	0	0
0110 BANK	1,381,342,542	5,884,250,000	6,204,169,157	1,061,423,385	-319,919,157
0120 Bank BNI	1,545,351,879	2,815,611,054	3,299,539,548	1,061,423,385	-483,928,494
0123 - Bank BNI PDO / IDR	1,099,935,950	1,413,304,240	1,496,869,641	1,016,370,549	-83,565,401
0125 - Bank BNI PHP / IDR	445,415,929	1,402,306,814	1,802,669,907	45,052,836	-400,363,093
0180 Transfer Bank (Droning)	-89,009,337	1,593,638,946	1,504,629,609	0	89,009,337
0181 - Droning Modal Kerja	-49,668,100	1,022,599,400	972,931,300	0	49,668,100
0182 - Droning Kesejahteraan Pegawai	0	118,500,000	118,500,000	0	0
0183 - Droning Pajak	-39,341,237	151,486,536	112,145,299	0	39,341,237
0184 - Droning Gaji Pegawai	0	121,053,010	121,053,010	0	0
0185 - Droning Labour Supply	0	180,000,000	180,000,000	0	0
0195 Transfer Uang Dalam Perjalanan	-75,000,000	1,475,000,000	1,400,000,000	0	75,000,000
0197 - Transfer Bank Kontribusi Langsung	-75,000,000	1,475,000,000	1,400,000,000	0	75,000,000
0300 PIUTANG USAHA	4,436,002,703	3,957,961,969	3,087,054,585	5,306,910,087	870,907,384
0301 - P.Usaha Sektor Pertanian	485,349,811	301,518,224	304,936,339	481,931,696	-3,418,115
0302 - P.Usaha Sektor Inco	317,509,922	300,803,477	214,143,800	404,169,599	86,659,677
0303 - P.Usaha Sektor Mineral	1,716,910,922	816,112,129	835,536,260	1,697,496,792	-19,424,131
0304 - P.Usaha Sektor Migas	136,778,000	26,646,000	85,705,000	77,719,000	-59,059,000
0306 - P.Usaha Sektor RKT	1,366,761,450	804,972,019	205,934,610	1,965,798,859	599,037,409
0310 - P.Usaha Sektor Jasa Umum	412,692,598	518,458,499	251,346,955	679,804,142	267,111,544
0311 - P.Usaha Jasa Laboratorium	287,937,952	517,682,999	247,065,975	558,554,976	270,617,024
0312 - P.Usaha Jasa Property	99,897,910	775,500	4,280,980	96,392,430	-3,505,480
0313 - P.Usaha Jasa SNPS	24,856,736	0	0	24,856,736	0
0319 - Pos Silang Piutang Usaha	0	1,165,533,449	1,165,533,449	0	0
0320 - Pos Silang PPh Pasal 23	0	23,918,172	23,918,172	0	0
0350 PENYISIHAN PIUTANG USAHA	-750,710,353	1,847,919,568	2,097,324,719	(1,000,115,504)	(249,405,151)
0351 - PPU. Sektor Pertanian	-135,596,690	301,705,953	326,798,490	(160,689,227)	(25,092,537)
0352 - PPU. Sektor Inco	-13,132,106	91,564,225	90,057,553	(11,625,434)	1,506,672
0353 - PPU. Sektor Mineral	-75,864,061	220,421,387	289,114,652	(144,557,326)	(68,693,265)
0354 - PPU. Sektor Minyak & Gas	-4,337,800	29,282,300	36,755,000	(11,810,500)	(7,472,700)
0356 - PPU. Sektor RKT	-401,767,307	945,367,258	1,083,899,902	(540,299,951)	(138,532,644)
0360 - PPU. Sektor Jasa Umum	-120,012,389	259,578,445	270,699,122	(131,133,066)	(11,120,677)
0361 - PPU Jasa Laboratorium	-63,230,469	134,488,572	134,083,216	(62,825,113)	405,356
0362 - PPU Jasa Property	-31,925,184	75,376,401	86,902,434	(43,451,217)	(11,526,033)
0363 - PPU Jasa SNPS	-24,856,736	49,713,472	49,713,472	(24,856,736)	0
0400 PENDAPATAN DITERIMA DIMUKA	5,345,423,485	2,347,281,800	5,108,898,952	2,583,806,333	-2,761,617,152
0410 Pendapatan Usaha Belum Ditinvoicekan	5,345,423,485	2,347,281,800	5,108,898,952	2,583,806,333	-2,761,617,152
0411 - PUBD. Sektor Pertanian	163,826,003	465,034,250	570,935,756	57,924,497	-105,901,506
0412 - PUBD. Sektor Inco	357,688,899	159,962,850	353,054,613	164,597,136	-193,091,763
0413 - PUBD. Sektor Mineral	239,682,883	410,000,000	619,682,883	130,000,000	-209,682,883
0414 - PUBD. Sektor Minyak & Gas	1,045,000,000	258,000,000	1,303,000,000	0	-1,045,000,000
0415 - PUBD. Sektor KKL	0	35,000,000	35,000,000	0	0
0416 - PUBD. Sektor RKT	3,219,900,000	650,000,000	1,744,900,000	2,125,000,000	-1,094,900,000
0420 - PUBD. Sektor Jasa Umum	219,324,700	369,284,700	482,324,700	106,284,700	-113,040,000
0500 PIUTANG Lainnya	73,992,537	0	0	73,992,537	0

currency IDR
Cabang Gabungan=24 (CAB. PALEMBANG)

U R A I A N	SALDO AWAL	DEBIT	KREDIT	SALDO AKHIR	MUTASI
0540 Piutang Jaminan Jangka Pendek	44,710,000	0	0	44,710,000	0
0541 - Bank Garansi	39,460,000	0	0	39,460,000	0
0542 - Uang Jaminan	5,250,000	0	0	5,250,000	0
0570 Piutang Pegawai	29,282,537	0	0	29,282,537	0
0571 - Piutang Pegawai	29,282,537	0	0	29,282,537	0
0600 UANG MUKA	321,781,492	415,477,900	370,642,000	366,617,392	44,835,900
0605 Uang Muka Kerja / UUDP	321,781,492	415,477,900	370,642,000	366,617,392	44,835,900
0610 Uang Muka Kerja Operasi	254,787,692	377,263,000	336,662,000	295,388,692	40,601,000
0611 - UMK Operasi Sektor Pertanian	47,000,000	57,500,000	52,500,000	52,000,000	5,000,000
0612 - UMK Operasi Sektor Inco	8,000,000	10,000,000	7,500,000	10,500,000	2,500,000
0613 - UMK Operasi Sektor Mineral	40,000,000	72,500,000	65,000,000	47,500,000	7,500,000
0614 - UMK Operasi Sektor Migas	21,879,000	0	0	21,879,000	0
0616 - UMK Operasi Sektor KKL	4,500,000	300,000	4,100,000	700,000	-3,800,000
0617 - UMK Operasi Sektor RKT	59,500,000	26,500,000	14,000,000	72,000,000	12,500,000
0622 - UMK Operasi Sektor JUM	48,070,000	38,800,000	56,300,000	30,570,000	-17,500,000
0623 - UMK Adm & Umum	25,838,692	171,663,000	137,262,000	60,239,692	34,401,000
0625 Uang Muka SPPD	66,993,800	38,214,900	33,980,000	71,228,700	4,234,900
0626 - UM SPPD Sektor Pertanian	6,465,000	3,526,300	3,235,000	6,756,300	291,300
0628 - UM SPPD Sektor Mineral	12,911,300	11,518,600	5,205,000	19,224,900	6,313,600
0629 - UM SPPD Sektor Migas	21,515,000	0	1,305,000	20,210,000	-1,305,000
0631 - UM SPPD Sektor KKL	320,000	0	320,000	0	-320,000
0632 - UM SPPD Sektor RKT	17,482,500	13,455,000	11,380,000	19,557,500	2,075,000
0636 - UM SPPD Sektor JUM	6,685,000	3,055,000	7,645,000	2,095,000	-4,590,000
0637 - UM SPPD Adm & Umum	1,615,000	6,660,000	4,890,000	3,385,000	1,770,000
0655 PAJAK DIBAYAR DIMUKA	271,844,705	58,194,644	327,504,070	2,535,279	-269,309,426
0660 PPh Pasal 21	221,967,662	27,693,154	249,660,816	0	-221,967,662
0661 - PPh Pasal 21	221,967,662	27,693,154	249,660,816	0	-221,967,662
0670 PPh Badan	37,246,049	12,159,120	46,869,890	2,535,279	-34,710,770
0672 - PPh Pasal 23 Waba	37,246,049	12,159,120	46,869,890	2,535,279	-34,710,770
0680 PPN	12,630,994	18,342,370	30,973,364	0	-12,630,994
0681 - PPN Masukan	12,630,994	18,342,370	30,973,364	0	-12,630,994
0700 PERSEDIAAN	193,703,917	135,328,801	84,131,231	244,901,487	51,197,570

0710 Bahan Operasi	175,657,308	96,139,259	60,328,135	211,468,432	35,811,124
0716 - BO. Jasa RKT	46,498,168	52,577,518	40,832,790	58,242,896	11,744,728
0720 - BO. Jasa Jasa Umum	129,159,140	43,561,741	19,495,345	153,225,536	24,066,396
0721 - BO. Jasa Laboratorium	100,787,369	43,561,741	19,495,345	124,853,765	24,066,396
0723 - BO. Jasa Pengendalian Hama	28,371,771	0	0	28,371,771	0
0740 Supplies	18,046,609	39,189,542	23,803,096	33,433,055	15,386,446
0742 - Cetakn Berseri	18,046,609	35,483,098	20,096,652	33,433,055	15,386,446
0743 - Alat Tulis & Cetakn	0	3,706,444	3,706,444	0	0
0800 BIAYA DIBAYAR DI MUKA	350,980,289	1,123,913,845	935,983,716	538,910,418	187,930,129
0810 Biaya Pegawai Dibayar Dimuka	64,200,917	2,300,654	66,501,571	0	-64,200,917
0811 - Tunjangan Hari Raya DD	64,200,917	1,883,987	66,084,904	0	-64,200,917
0613 - UPP Perumahan DD	0	416,667	416,667	0	0
0820 Biaya Operasional Dibayar Dimuka	13,949,600	322,115,000	336,064,600	0	-13,949,600
0822 - Biaya Penunjang Operasi DD	1,685,000	83,215,000	84,900,000	0	-1,685,000
0824 - Biaya Operasi Lainnya DD	12,264,600	238,900,000	251,164,600	0	-12,264,600
0830 Biaya Fasilitas Dibayar Dimuka	139,668,278	341,175,000	29,563,778	451,279,500	311,611,222
0831 - Biaya Sewa DD	135,267,278	341,175,000	28,463,528	447,978,750	312,711,472

PT. SU COFINDO CAB. PAL EMBANG D ate: 25-FEB-14 17:18:03
TRIAL B ALANCE NERACA DETAIL Page: 3
Current Period: DESEMBER-2009

currency IDR
Cabang Gabungan=24 (CAB. PALEMBANG)

U R A I A N	SALDO AWAL	DEBIT	KREDIT	SALDO AKHIR	MUTASI
0833 - Biaya Asuransi DD	4,401,000	0	1,100,250	3,300,750	-1,100,250
0840 Biaya Lainnya Dibayar Dimuka	133,161,494	458,323,191	503,853,767	87,630,918	-45,530,576
0841 - Biaya Lainnya Dibayar Dimuka	133,161,494	458,323,191	503,853,767	87,630,918	-45,530,576
1100 AKTIVA TETAP	2,254,114,678	1,075,833,186	1,109,433,411	2,220,514,453	-33,600,225
1105 NILAI PEROLEHAN	8,484,839,010	1,026,472,058	1,026,472,058	8,484,839,010	0
1110 Tanah	357,536,000	0	0	357,536,000	0
1111 - Tanah	357,536,000	0	0	357,536,000	0
1115 Bangunan	4,106,056,302	0	0	4,106,056,302	0
1116 - Bangunan Kantor	4,106,056,302	0	0	4,106,056,302	0
1125 Perlengkapan Mesin	355,187,955	0	0	355,187,955	0
1127 - Perlengkapan Lainnya	355,187,955	0	0	355,187,955	0
1130 Peralatan Operasi	1,922,125,076	908,187,058	908,187,058	1,922,125,076	0
1131 - PO. Sektor Pertanian	786,157,484	0	0	786,157,484	0
1132 - PO. Sektor Inco	12,963,180	0	0	12,963,180	0
1133 - PO. Sektor Mineral	154,505,411	876,912,133	876,912,133	154,505,411	0
1135 - PO. Sektor KKL	21,000,000	0	0	21,000,000	0
1136 - PO. Sektor RKT	609,185,832	31,274,925	31,274,925	609,185,832	0
1140 - PO. Sektor Umum	338,313,169	0	0	338,313,169	0
1141 - PO. Jasa Laboratorium	298,475,000	0	0	298,475,000	0
1143 - PO. Jasa SNPS	39,838,169	0	0	39,838,169	0
1170 Kendaraan	59,133,545	0	0	59,133,545	0
1172 - Kendaraan Sepeda Motor	59,133,545	0	0	59,133,545	0
1180 Peralatan Kantor	503,007,950	118,285,000	118,285,000	503,007,950	0
1181 - Mebelair	268,171,000	78,285,000	78,285,000	268,171,000	0
1182 - Peralatan Lainnya	234,836,950	40,000,000	40,000,000	234,836,950	0
1190 Peralatan Sistem Informasi	1,181,792,182	0	0	1,181,792,182	0
1191 - Peralatan Sistem Informasi	1,181,792,182	0	0	1,181,792,182	0
1200 AKUMULASI PENYUSUTAN AKTIVA TETAP	-6,230,724,332	49,361,128	82,961,353	(6,264,324,557)	(33,600,225)
1215 Akum. Penyusutan Bangunan	-2,532,068,053	0	17,108,567	(2,549,176,620)	(17,108,567)
1216 - Akum. Peny. Bangunan Kantor	-2,532,068,053	0	17,108,567	(2,549,176,620)	(17,108,567)
1225 Akum. Penyusutan Perlengkapan	-355,187,952	0	0	(355,187,952)	0
1227 - Akum. Peny. Perlengkapan Lainnya	-355,187,952	0	0	(355,187,952)	0
1230 Akum. Peny. Peralatan Operasi	-1,776,204,549	0	8,802,913	(1,785,007,462)	(8,802,913)
1231 - Akum. Peny. PO. Sek. Pertanian	-773,119,012	0	1,531,344	(774,650,356)	(1,531,344)
1232 - Akum. Peny. PO. Sek. Inco	-4,565,698	0	0	(4,565,698)	0
1233 - Akum. Peny. PO. Sek. Mineral	-215,301,117	0	615,852	(215,916,969)	(615,852)
1235 - Akum. Peny. PO. Sek. KKL	-19,249,979	0	437,493	(19,687,472)	(437,493)
1236 - Akum. Peny. PO. Sek. RKT	-609,185,793	0	0	(609,185,793)	0
1240 - Akum. Peny. PO. Sek. JUM	-154,782,950	0	6,218,224	(161,001,174)	(6,218,224)
1241 - Akum. Peny. PO. Jasa Laboratorium	-114,944,785	0	6,218,224	(121,163,009)	(6,218,224)
1243 - Akum. Peny. PO. Jasa SNPS	-39,838,165	0	0	(39,838,165)	0
1270 Akum. Peny. Kendaraan	-59,133,537	0	0	(59,133,537)	0
1272 - Akum. Peny. Kendaraan Sepeda Motor	-59,133,537	0	0	(59,133,537)	0
1280 Akum. Peny. Peralatan Kantor	-458,981,603	49,361,128	50,865,796	(460,486,935)	(1,504,666)
1281 - Akum. Peny. Mebelair	-297,984,771	49,361,128	50,653,307	(299,276,950)	(1,292,179)
1282 - Akum. Peny. Peralatan Lainnya	-160,996,922	0	212,489	(161,209,411)	(212,489)
1290 Akum. Peny. Peralatan SI	-1,049,148,548	0	6,184,077	(1,055,332,625)	(6,184,077)
1291 - Akum. Peny. Peralatan SI	-1,049,148,548	0	6,184,077	(1,055,332,625)	(6,184,077)
2000 KEWAJIBAN DAN EKUITAS	-13,896,621,060	23,756,799,182	21,277,727,987	(11,417,549,865)	2,479,071,195

PT. SU COFINDO CAB. PAL EMBANG D ate: 25-FEB-14 17:18:03
TRIAL B ALANCE NERACA DETAIL Page: 4
Current Period: DESEMBER-2009

currency IDR
Cabang Gabungan=24 (CAB. PALEMBANG)

U R A I A N	SALDO AWAL	DEBIT	KREDIT	SALDO AKHIR	MUTASI
2010 KEWAJIBAN JANGKA PENDEK	-2,346,902,657	8,554,907,121	7,539,494,016	(1,331,489,552)	1,015,413,105
2020 HUTANG USAHA	-277,800,065	4,288,401,337	3,979,324,719	31,276,553	309,076,618
2030 Hutang Usaha Invoice	-352,508,587	3,558,592,609	3,608,124,616	(402,040,594)	(49,532,007)
2031 - Hutang Usaha Intern	-352,508,587	3,558,592,609	3,608,124,616	(402,040,594)	(49,532,007)
2040 Hutang Usaha Belum Invoice	74,708,522	729,808,728	371,200,103	433,317,147	358,608,625
2045 - Pos Silang Fixed Asset	74,708,522	729,808,728	371,200,103	433,317,147	358,608,625
2075 - Pinjaman Kredit Investasi					
2100 UANG MUKA PENJUALAN	-959,864,062	641,040,244	356,406,380	(675,230,198)	284,633,864
2101 - UMP. Sektor Pertanian	-170,789,654	54,268,621	55,267,492	(171,788,525)	(998,871)
2102 - UMP. Sektor Inco	-82,013,952	111,333,598	32,156,350	(2,836,704)	79,177,248
2103 - UMP. Sektor Mineral	-367,636,520	254,641,552	174,867,424	(287,862,392)	79,774,128
2104 - UMP. Sektor Minyak & Gas	-47,000,000	60,425,000	13,425,000	0	47,000,000
2106 - UMP. Sektor RKT	-218,577,798	96,530,000	22,000,000	(144,047,798)	74,530,000
2110 - UMP. Sektor Jasa Umum	-73,846,138	63,841,473	58,690,114	(68,694,779)	5,151,359

2140 HUTANG ASURANSI	0	50,760,632	50,760,632	0	0
2142 - Hutang Asuransi Jamsostek	0	50,760,632	50,760,632	0	0
2170 HUTANG PAJAK	-424,368,828	692,343,394	450,083,464	(182,108,898)	242,259,930
2180 Hutang PPh	-249,980,620	293,897,000	226,025,278	(182,108,898)	67,871,722
2181 - Hutang PPh Pasal 21	-239,275,243	249,660,816	191,343,026	(180,957,453)	58,317,790
2182 - Hutang PPh Pasal 23 Wapu	-10,705,377	44,236,184	34,682,252	(1,151,445)	9,553,932
2190 Hutang PPN	-174,388,208	398,446,394	224,058,186	0	174,388,208
2191 - Hutang PPN Keluaran	-174,388,208	398,446,394	224,058,186	0	174,388,208
2230 HUTANG LANCAR Lainnya	0	225,018,404	225,018,404	0	0
2234 - Hutang Koperasi Pegawai	0	211,286,404	211,286,404	0	0
2235 - Hutang SPS / Perindo	0	13,732,000	13,732,000	0	0
2250 PENDAPATAN DITERIMA DIMUKA	-145,301,680	34,062,680	0	(111,239,000)	34,062,680
2251 - Sewa/Service Charge Diterima	-145,301,680	34,062,680	0	(111,239,000)	34,062,680
2300 BIAAYA MASIH HARUS DIBAYAR	-539,568,022	2,623,280,430	2,477,900,417	(394,188,009)	145,380,013
2310 Biaya Pegawai Masih Harus Dibayar	-151,650,000	936,190,245	900,786,165	(116,245,920)	35,404,080
2311 - Biaya Gaji / Tunjangan MHD	0	729,748,900	729,748,900	0	0
2312 - Biaya Tunjangan Tahunan MHD	-40,000,000	51,973,900	11,973,900	0	40,000,000
2313 - Biaya UPF MHD	0	40,618,808	40,618,808	0	0
2315 - Biaya Biaya Pegawai Lainnya	-111,650,000	113,848,637	118,444,557	(116,245,920)	(4,595,920)
2320 Biaya Operasional Masih Harus Dibayar	-204,220,731	1,415,819,490	1,405,865,548	(194,266,789)	9,953,942
2322 - Biaya Sub-Kont MHD	0	662,000,000	682,000,000	(20,000,000)	(20,000,000)
2324 - Biaya Operasional Lainnya MHD	-204,220,731	753,819,490	723,865,548	(174,266,789)	29,953,942
2340 Biaya Lainnya Masih Harus Dibayar	-183,697,291	271,270,695	171,248,704	(83,675,300)	100,021,991
2341 - Biaya Perjalanan Dinas MHD	-21,850,000	21,850,000	18,296,300	(18,296,300)	4,553,700
2346 - Biaya Umum MHD	-160,887,291	248,460,695	87,573,404	0	160,887,291
2347 - Biaya Lain-Lain MHD	0	0	65,379,000	(65,379,000)	(65,379,000)
2600 EKUITAS	-6,325,868,596	9,582,667,680	10,413,019,351	(7,156,220,267)	(830,351,671)
2650 SALDO LABA/RUGI DITAHAN	-6,325,868,596	9,582,667,680	10,413,019,351	(7,156,220,267)	(830,351,671)
2652 - Saldo Laba/Rugi Tahun Berjalan	-6,325,868,596	9,582,667,680	10,413,019,351	(7,156,220,267)	(830,351,671)
2700 POS PERANTARA	-5,223,849,807	5,619,224,381	3,325,214,620	(2,929,840,046)	2,294,009,761
2710 TRANSAKSI ANTAR UNIT KERJA	-5,255,963,253	5,464,883,466	3,138,760,259	(2,929,840,046)	2,326,123,207
2720 R/X DENGAN KANTOR PUSAT	-28,337,893,077	1,732,645,674	2,521,596,304	(29,126,843,707)	(788,950,630)
2721 - R/X Kantor Pusat	-28,337,893,077	1,732,645,674	2,521,596,304	(29,126,843,707)	(788,950,630)
2730 R/X DENGAN CABANG / SBU	23,081,929,824	3,732,237,792	617,163,955	26,197,003,661	3,115,073,837
2731 - R/X SBU. Pertanian	7,812,586,579	1,375,205,310	3,359,200	9,184,432,689	1,371,846,110

0

PT, SU COFINDO CAB. PAL EMBANG
TRIAL B ALANCE NERACA DETAIL
Current Period: DESEMBER-2009

Date: 25-FEB-14 17:18:03
Page: 5

currency IDR

Cabang Gabungan=24 (CAB. PALEMBANG)

U R A I A N	SALDO AWAL	DEBIT	KREDIT	SALDO AKHIR	MUTASI
2732 - R/X SBU. Inco	1,049,626,299	655,951,897	281,255,207	1,424,322,989	374,696,690
2733 - R/X SBU. RKT	3,219,476,513	196,630,000	66,730,125	3,349,376,388	129,899,875
2734 - R/X SBU. Mineral	1,244,935,380	3,374,030	92,700,000	1,155,609,410	-89,325,970
2735 - R/X SBU. Migas	3,319,622,776	779,286,076	42,835,000	4,056,073,852	736,451,076
2736 - R/X SBU. Financial	115,714,576	0	0	115,714,576	0
2737 - R/X SBU. KKL	2,112,719,505	20,424,646	0	2,133,144,151	20,424,646
2738 - R/X SBU. SICS	-4,419,200	0	0	(4,419,200)	0
2739 - R/X SBU. PII	114,885,734	0	0	114,885,734	0
2740 - R/X SBU. Jasa-Jasa Umum	6,125,054	3,227,000	0	9,352,054	3,227,000
2741 - R/X Cabang Medan	2,172,095,681	45,489,931	7,686,671	2,209,898,941	37,803,260
2742 - R/X Cabang Pekanbaru	267,204,424	250,000,000	0	517,204,424	250,000,000
2743 - R/X Cabang Batam	189,504,148	3,046,556	17,697,475	174,853,229	-14,650,919
2744 - R/X Cabang Palembang	-186,737,107	0	0	(186,737,107)	0
2745 - R/X Cabang Bdr Lampung	687,822,416	39,828,346	75,823,495	651,827,267	-35,995,149
2746 - R/X Cabang Tanjung Priok	95,205,480	0	0	95,205,480	0
2747 - R/X Cabang Cilegon	-31,292,959	0	0	(31,292,959)	0
2748 - R/X Cabang Cibitung	824,463,012	103,724,000	19,876,782	908,310,230	83,847,218
2749 - R/X Cabang Semarang	16,451,089	0	0	16,451,089	0
2750 - R/X Cabang Surabaya	23,935,415	0	0	23,935,415	0
2751 - R/X Cabang Balikpapan	10,223,332	0	0	10,223,332	0
2752 - R/X Cabang Banjarmasin	-18,431,002	0	0	(18,431,002)	0
2753 - R/X Cabang Samarinda	-25,600,906	0	0	(25,600,906)	0
2754 - R/X Cabang Bontang	36,450,050	0	0	36,450,050	0
2755 - R/X Cabang Makassar	2,523,210	0	0	2,523,210	0
2758 - R/X Lab. Surabaya	-105,314,533	0	9,200,000	(114,514,533)	(9,200,000)
2759 - R/X Cab. Bandung	-5,288,014	0	0	(5,288,014)	0
2760 - R/X Cab. Pontianak	-6,972,500	0	0	(6,972,500)	0
2761 - R/X Cab. Padang	104,304,933	6,050,000	0	110,354,933	6,050,000
2762 - R/X Cab. Bekasi	23,925,850	250,000,000	0	273,925,850	250,000,000
2763 - R/X Cab. Cirebon	19,314,589	0	0	19,314,589	0
2764 - R/X Cab. Lhokseumawe	-3,130,000	0	0	(3,130,000)	0
2790 POS SILANG	32,113,446	154,340,915	186,454,361	0	-32,113,446
2795 - Pos Silang Uang Muka	0	15,112,705	15,112,705	0	0
2801 - Pos Silang AP Kantor Pusat	33,875,938	49,418,855	83,294,793	0	-33,875,938
2802 - Pos Silang AP SBU. AGRI	1,634,000	0	1,634,000	0	-1,634,000
2803 - Pos Silang AP SBU. INCO	446,100	55,591,800	56,037,900	0	-446,100
2804 - Pos Silang AP SBU. RKT	-6,365,265	7,595,265	1,230,000	0	6,365,265
2805 - Pos Silang AP SBU. Mineral	1,936,000	0	1,936,000	0	-1,936,000
2806 - Pos Silang AP SBU. Migas	0	10,810,344	10,810,344	0	0
2808 - Pos Silang AP SBU. KKL	-4,852,650	6,552,650	1,700,000	0	4,852,650
2809 - Pos Silang AP SBU. SICS	226,573	0	226,573	0	-226,573
2811 - Pos Silang AP SBU. JUM	1,297,750	1,929,250	3,227,000	0	-1,297,750
2816 - Pos Silang AP Cab. Bdr Lampung	0	7,330,046	7,330,046	0	0
2817 - Pos Silang AP Cab. Tanjung Priok	3,915,000	0	3,915,000	0	-3,915,000

0

currency IDR
 Cabang Gabungan=24 (CAB. PALEMBANG)

	SAMPAI DENGAN BULAN LALU	MUTASI BULAN INI	SAMPAI DENGAN BULAN INI
TOTAL PENDAPATAN	-22,380,242,636	-3,673,970,185	-26,054,212,821
TOTAL BIAYA	16,054,374,040	2,843,618,514	18,897,992,554
1. PENDAPATAN OPERASI	-22,254,672,613	-3,625,147,609	-25,879,820,222
2. BIAYA OPERASI	14,034,571,346	2,621,305,669	16,655,877,015
- Biaya Operasi Langsung	11,738,576,636	2,180,725,752	13,919,302,388
- Biaya Operasi Tidak Langsung	2,295,994,710	440,579,917	2,736,574,627
3. LABA OPERASI	-8,220,101,267	-1,003,841,940	-9,223,943,207
4. BIAYA USAHA	1,812,438,032	213,215,085	2,025,653,117
- Biaya Pemasaran	0	0	0
- Biaya Administrasi	1,812,438,032	213,215,085	2,025,653,117
- Biaya Pengembangan	0	0	0
5. LABA KOTOR USAHA	-6,407,663,235	-790,626,855	-7,198,290,090
- Pendapatan Lain-lain	-125,570,023	-48,822,576	-174,392,599
- Biaya Lain-lain	207,364,662	9,097,760	216,462,422
6. LABA/RUGI PEND&BY SBL LUAR BIASA	-6,325,868,596	-830,351,671	-7,156,220,267
- Pendapatan Luar Biasa	0	0	0
- Biaya Luar Biasa	0	0	0
7. LABA SEBELUM PENYERTAAN	-6,325,868,596	-830,351,671	-7,156,220,267
- Keuntungan / Rugi Penyertaan	0	0	0
8. LABA SEBELUM PAJAK KINI	-6,325,868,596	-830,351,671	-7,156,220,267
- Pajak Kini	0	0	0
9. LABA SEBELUM PAJAK TANGGUHAN	-6,325,868,596	-830,351,671	-7,156,220,267
- Pajak Tangguhan	0	0	0
10. LABA SEBELUM PAJAK	-6,325,868,596	-830,351,671	-7,156,220,267
PENDAPATAN OPERASI	-22,254,672,613	-3,625,147,609	-25,879,820,222
Sektor Agricultural	-4,333,932,333	-1,488,087,649	-5,822,019,982
Sektor Consumer & Industrial Product	-1,450,270,654	-645,995,686	-2,096,266,340
Sektor Industry & Transportation	-5,515,196,569	-376,273,300	-5,891,469,869
Sektor Mineral	-6,859,965,005	-469,913,870	-7,329,878,875
Sektor Oil & Gas	-1,709,619,948	-242,057,460	-1,951,677,408
Sektor Financial & Investment	0	0	0
Sektor Forestry, Fishery & Environment servic	-259,002,944	-18,724,646	-277,727,590
Sektor SICS	0	0	0
Sektor Government / Non ISPP	0	0	0
Sektor General Services	-2,126,685,160	-384,094,998	-2,510,780,158
BIAYA OPERASI	14,034,571,346	2,621,305,669	16,655,877,015
A. BIAYA OPERASI LANGSUNG	11,738,576,636	2,180,725,752	13,919,302,388
1. BIAYA OPERASI LANGSUNG PERSEKTOR	11,738,576,636	2,180,725,752	13,919,302,388
Sektor Agricultural	1,561,853,543	261,045,972	1,822,899,515
Sektor Consumer & Industrial Product	1,035,985,728	422,542,995	1,458,528,723
Sektor Industry & Transportation	3,051,574,221	398,008,043	3,449,582,264
Sektor Mineral	3,585,848,718	401,072,246	3,986,920,964
Sektor Oil & Gas	607,745,794	627,908,781	1,235,654,575
Sektor Financial & Investment	12,633,050	0	12,633,050
Sektor Forestry, Fishery & Environment servic	763,351,859	58,101,729	821,453,588
Sektor SICS	0	0	0
Sektor Government / Non ISPP	0	0	0
Sektor General Services	1,119,583,723	12,045,986	1,131,629,709

PT. SUCOFINDO CAB . PAL EMBANG Date: 25-FEB-14 17:15:08
 LAPORAN LABA RUGI Page: 2
 Current Period: DE SEMBE R-2009

currency IDR
 Cabang Gabungan=24 (CAB. PALEMBANG)

	SAMPAI DENGAN BULAN LALU	MUTASI BULAN INI	SAMPAI DENGAN BULAN INI
2. BIAYA OPERASI LANGSUNG PER BIAYA	11,738,576,636	2,180,725,752	13,919,302,388
a. Beban Pegawai	5,325,480,703	706,871,204	6,032,351,907
b. Beban Perjalanan Dinas	970,415,146	144,983,400	1,115,398,546
c. Beban Operasional	3,851,776,440	903,331,857	4,755,108,297
d. Beban Fasilitas	1,131,230,094	160,829,049	1,292,059,143
e. Beban Penyusutan	289,837,056	25,927,500	315,764,556
f. Beban Kantor	808,814,615	313,834,554	1,122,649,169
g. Beban Property Intern	-638,977,418	-75,051,812	-714,029,230
B. BIAYA OPERASI TAK LANGSUNG	2,295,994,710	440,579,917	2,736,574,627
1. BIAYA OPERASI TAK LANGSUNG PER SEKTOR	2,295,994,710	440,579,917	2,736,574,627
Sektor Agricultural	484,568,441	81,619,525	566,187,966
Sektor Consumer & Industrial Product	301,180,598	-9,756,078	291,424,520
Sektor Industry & Transportation	663,641,081	192,577,433	856,218,514
Sektor Mineral	151,061,695	100,837,313	251,899,008
Sektor Oil & Gas	58,532,069	12,735,379	71,267,448
Sektor Financial & Investment	0	0	0
Sektor Forestry, Fishery & Environment ser	94,590,030	7,596,910	102,186,940
Sektor SICS	0	0	0
Sektor Government / Non ISPP	0	0	0
Sektor General Services	542,420,796	54,969,435	597,390,231
2. BIAYA OPERASI TAK LANGSUNG PER BIAYA	2,295,994,710	440,579,917	2,736,574,627
a. Beban Pegawai	1,088,215,162	78,359,216	1,166,574,378
b. Beban Perjalanan Dinas	67,308,085	980,000	68,288,085
c. Beban Fasilitas	115,435,981	32,398,619	147,834,600
d. Beban Penyusutan	27,333,200	3,174,668	30,507,868
e. Beban Kantor	317,220,567	269,483,758	586,704,325
f. Beban Pendidikan / Pelatihan	0	804,970	804,970
g. Beban Umum	190,001,600	10,600,000	200,601,600
h. Beban Property Intern	490,480,115	44,778,686	535,258,801
BIAYA USAHA	1,812,438,032	213,215,085	2,025,653,117
A. BIAYA PEMASARAN	0	0	0
1. Beban Pegawai	0	0	0



2. Beban Perjalanan Dinas	0	0	0
3. Beban Fasilitas	0	0	0
4. Beban Penyusutan	0	0	0
5. Beban Kantor	0	0	0
6. Beban Pendidikan / Pelatihan	0	0	0
7. Beban Promosi	0	0	0
8. Beban Umum	0	0	0
9. Beban Property Intern	0	0	0
8. BIAYA ADMINISTRASI & UMUM	1,812,438,032	213,215,085	2,025,653,117
1. Beban Pegawai	1,200,908,319	154,683,606	1,355,591,925
2. Beban Perjalanan Dinas	50,759,617	8,783,835	59,543,452
3. Beban Fasilitas	129,981,932	5,389,925	135,371,857
4. Beban Penyusutan	49,626,578	4,498,057	54,124,635
5. Beban Kantor	102,581,787	18,703,587	121,285,374
6. Beban Pendidikan / Pelatihan	15,425,085	1,300,000	16,725,085
7. Beban Umum	118,934,013	6,689,357	125,623,370
8. Beban Property Intern	144,220,701	13,166,718	157,387,419

PT. SUCOFINDO CAB . PAL EMBANG Date: 25-FEB-14 17:15:08
 LAPORAN LABA RUGI Page: 3
 Current Period: DE SEMBE R-2009

currency IDR
 Cabang Gabungan=24 (CAB. PALEMBANG)

	SAMPAI DENGAN BULAN LALU	MUTASI BULAN INI	SAMPAI DENGAN BULAN INI
C. BIAYA PENGEMBANGAN	0	0	0
1. Beban Pegawai	0	0	0
2. Beban Perjalanan Dinas	0	0	0
3. Beban Fasilitas	0	0	0
4. Beban Penyusutan	0	0	0
5. Beban Kantor	0	0	0
6. Beban Pendidikan / Pelatihan	0	0	0
7. Beban Umum	0	0	0
8. Beban Property Intern	0	0	0
PENDAPATAN & BIAYA LAIN-LAIN DILUAR USAHA	81,794,639	-39,724,816	42,069,823
PENDAPATAN LAIN-LAIN DILUAR USAHA	-125,570,023	-48,822,576	-174,392,599
- Bunga Deposito	0	0	0
- Jasa Giro	-4,961,313	-1,509,943	-6,471,256
- Penjualan Aktiva	0	0	0
- Hasil Investasi	0	0	0
- Dividen	0	0	0
- Bunga Pinjaman	0	0	0
- Pendapatan Piutang	0	0	0
- Laba Selisih Kurs	-120,608,710	-47,312,633	-167,921,343
- Selisih Lebih Kas	0	0	0
- Sewa	0	0	0
- Klaim Asuransi	0	0	0
- Laba Selisih Kurs atas Forward	0	0	0
- Pendapatan Lainnya	0	0	0
BEBAN LAIN-LAIN DILUAR USAHA	207,364,662	9,097,760	216,462,422
- Biaya Bunga Pinjaman	0	0	0
- Biaya Pinjaman	0	0	0
- Rugi Penjualan Aktiva	0	0	0
- Rugi Penghentian Aktiva	0	0	0
- Rugi Investasi	0	0	0
- Rugi Klaim	0	0	0
- Rugi Selisih Kurs	207,364,662	9,097,760	216,462,422
- Selisih Kurang Kas	0	0	0
- Biaya Pesangon / Uang Jasa Pegawai	0	0	0
- Biaya Selisih Kurs atas Forward	0	0	0
- Biaya Reimbust	0	0	0
- Biaya Lainnya	0	0	0
POS LUAR BIASA	0	0	0
PENDAPATAN LUAR BIASA	0	0	0
- Laba Akibat Perubahan Kebijakan Akuntan	0	0	0
- Klaim asuransi	0	0	0
- Laba Luar Biasa Lainnya	0	0	0
BEBAN LUAR BIASA	0	0	0
- Rugi Akibat Perubahan Kebijakan Akuntansi	0	0	0
- Rugi Bencana Alam dsb	0	0	0
- Rugi Luar Biasa Lainnya	0	0	0
KEUNTUNGAN / RUGI PENYERTAAN	0	0	0
- Keuntungan Penyertaan	0	0	0
- Rugi Penyertaan	0	0	0

PT. SUCOFINDO CAB . PAL EMBANG Date: 25-FEB-14 17:15:08
 LAPORAN LABA RUGI Page: 4
 Current Period: DE SEMBE R-2009

currency IDR
 Cabang Gabungan=24 (CAB. PALEMBANG)

	SAMPAI DENGAN BULAN LALU	MUTASI BULAN INI	SAMPAI DENGAN BULAN INI
PAJAK KINI	0	0	0
- Pajak Kini	0	0	0
PAJAK TANGGUHAN	0	0	0
- Pendapatan Pajak Tangguhan	0	0	0
- Rugi Pajak Tangguhan	0	0	0

currency IDR
Cabang Gabungan=24 (CAB. PALEMBANG)

U R A I A N	SALDO AWAL	DEBIT	KREDIT	SALDO AKHIR	M U T A S I
0001 AKTIVA	18,510,614,626	21,109,999,587	20,544,944,240	19,075,669,973	565,055,347
0050 AKTIVA LANCAR	15,367,319,471	20,799,097,433	20,449,540,426	15,716,876,478	349,557,007
0100 KAS	-50,638,117	48,160,442	18,105,625	19,416,700	30,054,817
0101 - Kas Rupiah	-10,638,117	48,160,442	18,105,625	19,416,700	30,054,817
0110 BANK	954,310,937	8,341,092,123	8,713,298,429	582,104,631	-372,206,306
0120 Bank BNI	428,792,107	2,021,763,157	2,090,186,878	360,368,386	-68,423,721
0123 - Bank BNI PDO / IDR	409,225	35,254,998	35,530,685	133,538	-275,687
0125 - Bank BNI PHP / IDR	428,382,882	1,986,508,159	2,054,656,193	360,234,848	-68,148,034
0130 Bank Mandiri	334,170,166	2,099,495,602	2,211,929,523	221,736,245	-112,433,921
0133 - Bank Mandiri PDO / IDR	334,170,166	2,099,495,602	2,211,929,523	221,736,245	-112,433,921
0180 Transfer Bank (Droping)	41,348,664	2,119,833,364	2,161,182,028	0	-41,348,664
0181 - Droping Modal Kerja	100,000,000	1,688,860,000	1,788,860,000	0	-100,000,000
0182 - Droping Kesejahteraan Pegawai	-58,651,336	242,161,319	183,509,983	0	58,651,336
0183 - Droping Pajak	0	35,254,513	35,254,513	0	0
0184 - Droping Gaji Pegawai	0	153,557,532	153,557,532	0	0
0195 Transfer Uang Dalam Perjalanan	150,000,000	2,100,000,000	2,250,000,000	0	-150,000,000
0196 - Transfer Bank Droping	0	400,000,000	400,000,000	0	0
0197 - Transfer Bank Kontribusi Langsung	150,000,000	1,700,000,000	1,850,000,000	0	-150,000,000
0300 PIUTANG USAHA	6,008,935,993	7,677,568,852	4,997,368,985	8,689,135,860	2,680,199,867
0301 - P.Usaha Sektor Pertanian	320,087,608	159,607,782	165,341,454	314,353,936	-5,733,672
0302 - P.Usaha Sektor Inco	409,158,647	287,753,366	272,188,015	424,723,998	15,565,351
0303 - P.Usaha Sektor Mineral	3,143,689,785	2,160,170,524	1,359,124,402	3,944,735,907	801,046,122
0304 - P.Usaha Sektor Migas	139,398,384	54,854,232	174,239,616	20,013,000	-119,385,384
0306 - P.Usaha Sektor RKT	1,754,392,097	2,701,901,847	1,492,159,057	2,964,134,887	1,209,742,790
0310 - P.Usaha Sektor Jasa Umum	466,410,973	617,270,758	62,507,599	1,021,174,132	554,763,159
0311 - P. Usaha Jasa Laboratorium	337,989,477	617,270,678	62,507,439	892,752,716	554,763,239
0312 - P. Usaha Jasa Property	103,564,760	80	160	103,564,680	-80
0313 - P. Usaha Jasa SNPS	24,856,736	0	0	24,856,736	0
0319 - Pos Silang Piutang Usaha	-223,414,374	1,654,619,051	1,431,204,677	0	223,414,374
0320 - Pos Silang PPh Pasal 23	-787,127	41,391,292	40,604,165	0	787,127
0350 PENYISIHAN PIUTANG USAHA	-686,297,182	686,297,182	976,664,480	(976,664,480)	-290,367,298
0351 - PPU. Sektor Pertanian	-124,584,341	124,584,341	142,221,809	(142,221,809)	-17,637,468
0352 - PPU. Sektor Inco	-6,470,250	6,470,250	12,070,095	(12,070,095)	-5,599,845
0353 - PPU. Sektor Mineral	-96,523,541	96,523,541	212,540,740	(212,540,740)	-116,017,199
0354 - PPU. Sektor Minyak & Gas	-577,100	577,100	1,178,500	(1,178,500)	-601,400
0356 - PPU. Sektor RKT	-383,588,269	383,588,269	487,316,906	(487,316,906)	-103,728,637
0360 - PPU. Sektor Jasa Umum	-74,553,681	74,553,681	121,336,430	(121,336,430)	-46,782,749
0361 - PPU. Sektor Laboratorium	-38,095,345	38,095,345	58,413,712	(58,413,712)	-20,318,367
0362 - PPU. Sektor Jasa Property	-11,601,600	11,601,600	38,065,982	(38,065,982)	-26,464,382
0363 - PPU. Sektor Jasa SNPS	-24,856,736	24,856,736	24,856,736	(24,856,736)	0
0400 PENDAPATAN DITERIMA DIMUKA	5,544,595,036	3,035,089,817	3,487,365,432	5,092,319,421	-452,275,615
0410 Pendapatan Usaha Belum Dinvoicekan	5,544,595,036	3,035,089,817	3,487,365,432	5,092,319,421	-452,275,615
0411 - PUBD. Sektor Pertanian	61,312,385	61,312,385	122,624,770	0	-61,312,385
0412 - PUBD. Sektor INCO	105,690,331	186,070,331	115,740,662	176,020,000	70,329,669
0413 - PUBD. Sektor Mineral	160,000,000	693,492,101	320,000,000	533,492,101	373,492,101
0414 - PUBD. Sektor Minyak & Gas	436,194,320	0	0	436,194,320	0
0416 - PUBD. Sektor RKT	3,744,800,000	1,599,950,000	2,178,200,000	3,166,550,000	-578,250,000
0420 - PUBD. Sektor Jasa Umum	1,036,598,000	494,265,000	750,800,000	780,063,000	-256,535,000
0500 PIUTANG Lainnya	34,532,537	0	0	34,532,537	0

currency IDR
Cabang Gabungan=24 (CAB. PALEMBANG)

U R A I A N	SALDO AWAL	DEBIT	KREDIT	SALDO AKHIR	M U T A S I
0540 Piutang Jaminan Jangka Pendek	5,250,000	0	0	5,250,000	0
0542 - Uang Jaminan	5,250,000	0	0	5,250,000	0
0570 Piutang Pegawai	29,282,537	0	0	29,282,537	0
0571 - Piutang Pegawai	29,282,537	0	0	29,282,537	0
0600 UANG MUKA	449,673,759	457,618,925	536,923,884	370,368,800	-79,304,959
0605 Uang Muka Kerja / UUDP	449,673,759	457,618,925	536,923,884	370,368,800	-79,304,959
0610 Uang Muka Kerja Operasi	354,493,059	389,973,592	450,966,651	293,500,000	-60,993,059
0611 - UMK Operasi Sektor Pertanian	111,196,667	82,841,500	136,038,167	58,000,000	-53,196,667
0612 - UMK Operasi Sektor Inco	57,500,000	57,638,742	101,138,742	14,000,000	-43,500,000
0613 - UMK Operasi Sektor Mineral	37,090,000	49,591,750	51,681,750	35,000,000	-2,090,000
0614 - UMK Operasi Sektor Migas	0	2,500,000	0	2,500,000	2,500,000
0616 - UMK Operasi Sektor KKL	12,000,000	10,000,000	0	22,000,000	10,000,000
0617 - UMK Operasi Sektor RKT	77,000,000	29,100,000	19,100,000	87,000,000	10,000,000
0622 - UMK Operasi Sektor JUM	39,500,000	23,500,000	27,500,000	35,500,000	-4,000,000
0623 - UMK Adm & Umum	20,206,392	134,801,600	115,507,992	39,500,000	19,293,608
0625 Uang Muka SPPD	95,180,700	67,645,333	85,957,233	76,868,800	-18,311,900
0626 - UM SPPD Sektor Pertanian	20,435,000	5,643,333	15,343,333	10,735,000	-9,700,000
0627 - UM SPPD Sektor Inco	9,970,000	13,780,000	8,890,000	14,860,000	4,890,000
0628 - UM SPPD Sektor Mineral	6,095,000	7,625,000	8,085,000	5,625,000	-460,000
0629 - UM SPPD Sektor Migas	13,185,000	10,995,000	20,565,000	3,615,000	-9,570,000
0632 - UM SPPD Sektor RKT	39,067,300	23,882,000	23,275,500	39,673,800	606,500
0636 - UM SPPD Sektor JUM	640,000	1,200,000	1,840,000	0	-640,000
0637 - UM SPPD Adm & Umum	5,788,400	4,520,000	7,958,400	2,350,000	-3,438,400
0655 PAJAK DIBAYAR DIMUKA	549,250,010	94,792,707	68,698,630	575,344,087	26,094,077
0660 PPh Pasal 21	303,508,545	32,180,545	0	335,689,090	32,180,545
0661 - PPh Pasal 21	303,508,545	32,180,545	0	335,689,090	32,180,545
0670 PPh Badan	112,501,697	14,971,791	55,281,061	72,192,427	-40,309,270
0672 - PPh Pasal 23 Waba	112,501,697	14,971,791	55,281,061	72,192,427	-40,309,270
0680 PPN	133,239,768	47,640,371	13,417,569	167,462,570	34,222,802
0681 - PPN Masukan	133,239,768	47,640,371	13,417,569	167,462,570	34,222,802
0700 PERSEDIAAN	152,339,271	14,782,214	10,002,015	157,119,470	4,780,199
0710 Bahan Operasi	134,260,558	0	4,539,388	129,721,170	-4,539,388



0716 - BO. Jasa RKT	19,451,311	0	1,607,050	17,844,261	-1,607,050
0720 - BO. Jasa Jasa Umum	114,809,247	0	2,932,338	111,876,909	-2,932,338
0721 - BO. Jasa Laboratorium	86,437,476	0	2,932,338	83,505,138	-2,932,338
0723 - BO. Jasa Pengendalian Hama	28,371,771	0	0	28,371,771	0
0740 Supplies	18,078,713	14,782,214	5,462,627	27,398,300	9,319,587
0741 - Segel	10,558,400	0	0	10,558,400	0
0742 - Cetakan Berseri	11,092,900	5,747,000	0	16,839,900	5,747,000
0743 - Alat Tulis & Cetakan	-3,572,587	9,035,214	5,462,627	0	3,572,587
0800 BIAYA DIBAYAR DI MUKA	2,370,617,227	443,695,171	1,641,112,946	1,173,199,452	-1,197,417,775
0810 Biaya Pegawai Dibayar Dimuka	303,297,600	0	303,297,600	0	-303,297,600
0811 - Tunjangan Hari Raya DD	303,297,600	0	303,297,600	0	-303,297,600
0820 Biaya Operasional Dibayar Dimuka	569,273,178	171,199,950	200,809,950	539,663,178	-29,610,000
0822 - Biaya Penunjang Operasi DD	534,323,602	0	9,685,218	524,638,384	-9,685,218
0824 - Biaya Operasi Lainnya DD	34,949,576	171,199,950	191,124,732	15,024,794	-19,924,782
0830 Biaya Fasilitas Dibayar Dimuka	637,092,080	0	18,006,793	619,085,287	-18,006,793
0831 - Biaya Sewa DD	631,508,622	0	17,308,236	614,195,386	-17,308,236
0833 - Biaya Asuransi DD	5,588,458	0	698,557	4,889,901	-698,557

PT. SU COFINDO CAB. P ALEMBANG Date: -FEB-14 17:15:31
 TRIAL B ALANCE NERACA DETAIL Page: 3
 Current Period: DESEMBER-2010

currency IDR
 Cabang Gabungan=24 (CAB. PALEMBANG)

U R A I A N	SALDO AWAL	DEBIT	KREDIT	SALDO AKHIR	M U T A S I
0840 Biaya Lainnya Dibayar Dimuka	860,954,369	272,495,221	1,118,998,603	14,450,987	-846,503,382
0841 - Biaya Lainnya Dibayar Dimuka	860,954,369	272,495,221	1,118,998,603	14,450,987	-846,503,382
1100 AKTIVA TETAP	3,144,268,755	278,365,000	63,840,260	3,358,793,495	214,524,740
1105 NILAI PEROLEHAN	9,955,529,478	278,365,000	0	10,233,894,478	278,365,000
1110 Tanah	357,536,000	0	0	357,536,000	0
1111 - Tanah	357,536,000	0	0	357,536,000	0
1115 Bangunan	4,106,056,302	0	0	4,106,056,302	0
1116 - Bangunan Kantor	4,106,056,302	0	0	4,106,056,302	0
1125 Perlengkapan Mesin	446,187,955	185,000,000	0	631,187,955	185,000,000
1126 - Generator Set	0	185,000,000	0	185,000,000	185,000,000
1127 - Perlengkapan Lainnya	446,187,955	0	0	446,187,955	0
1130 Peralatan Operasi	3,229,358,848	64,965,000	0	3,294,323,848	64,965,000
1131 - PO. Sektor Pertanian	775,778,484	0	0	775,778,484	0
1132 - PO. Sektor Inco	41,958,105	0	0	41,958,105	0
1133 - PO. Sektor Mineral	1,230,019,658	29,875,000	0	1,259,894,658	29,875,000
1134 - PO. Sektor Minyak & Gas	0	13,050,000	0	13,050,000	13,050,000
1135 - PO. Sektor KKL	21,000,000	0	0	21,000,000	0
1136 - PO. Sektor RKT	572,539,432	0	0	572,539,432	0
1140 - PO. Sektor Umum	588,063,169	22,040,000	0	610,103,169	22,040,000
1141 - PO. Jasa Laboratorium	548,225,000	22,040,000	0	570,265,000	22,040,000
1143 - PO. Jasa SNPS	39,838,169	0	0	39,838,169	0
1170 Kendaraan	45,477,363	0	0	45,477,363	0
1172 - Kendaraan Sepeda Motor	45,477,363	0	0	45,477,363	0
1180 Peralatan Kantor	571,620,950	0	0	571,620,950	0
1181 - Mebelair	230,406,000	0	0	230,406,000	0
1182 - Peralatan Lainnya	341,214,950	0	0	341,214,950	0
1189 Peralatan Sistem Informasi	2,299,292,060	28,400,000	0	2,270,892,060	-28,400,000
1191 - Peralatan Sistem Informasi	1,199,292,060	28,400,000	0	1,227,692,060	28,400,000
1200 AKUMULASI PENYUSUTAN AKTIVA TETAP	-6,811,260,723	0	63,840,260	(6,875,100,983)	-63,840,260
1215 Akum. Penyusutan Bangunan	-2,737,370,868	0	17,108,567	(2,754,479,435)	-17,108,567
1216 - Akum. Peny. Bangunan Kantor	-2,737,370,868	0	17,108,567	(2,754,479,435)	-17,108,567
1225 Akum. Penyusutan Perlengkapan	-364,667,122	0	947,913	(365,615,035)	-947,913
1227 - Akum. Peny. Perlengkapan Lainnya	-364,667,122	0	947,913	(365,615,035)	-947,913
1230 Akum. Peny. Peralatan Operasi	-2,204,755,426	0	34,635,706	(2,239,391,132)	-34,635,706
1231 - Akum. Peny. PO. Sek. Pertanian	-778,053,479	0	0	(778,053,479)	0
1232 - Akum. Peny. PO. Sek. Inco	-8,801,310	0	651,560	(9,452,870)	-651,560
1233 - Akum. Peny. PO. Sek. Mineral	-489,966,531	0	22,406,553	(512,373,084)	-22,406,553
1235 - Akum. Peny. PO. Sek. KKL	-20,999,993	0	0	(20,999,993)	0
1236 - Akum. Peny. PO. Sek. RKT	-625,501,170	0	156,249	(625,657,419)	-156,249
1240 - Akum. Peny. PO. Sek. JUM	-281,432,943	0	11,421,344	(292,854,287)	-11,421,344
1241 - Akum. Peny. PO. Jasa Laboratorium	-241,594,778	0	11,421,344	(253,016,122)	-11,421,344
1243 - Akum. Peny. PO. Jasa SNPS	-39,838,165	0	0	(39,838,165)	0
1270 Akum. Peny. Kendaraan	-45,477,358	0	0	(45,477,358)	0
1272 - Akum. Peny. Kendaraan Sepeda Motor	-45,477,358	0	0	(45,477,358)	0
1280 Akum. Peny. Peralatan Kantor	-431,422,639	0	4,235,485	(435,658,124)	-4,235,485
1281 - Akum. Peny. Mebelair	-269,998,155	0	2,894,261	(272,892,416)	-2,894,261
1282 - Akum. Peny. Peralatan Lainnya	-161,424,484	0	1,341,224	(162,765,708)	-1,341,224
1290 Akum. Peny. Peralatan SI	-1,027,567,310	0	6,912,589	(1,034,479,899)	-6,912,589
1291 - Akum. Peny. Peralatan SI	-1,027,567,310	0	6,912,589	(1,034,479,899)	-6,912,589

PT. SU COFINDO CAB. P ALEMBANG Date: -FEB-14 17:15:31
 TRIAL B ALANCE NERACA DETAIL Page: 4
 Current Period: DESEMBER-2010

currency IDR
 Cabang Gabungan=24 (CAB. PALEMBANG)

U R A I A N	SALDO AWAL	DEBIT	KREDIT	SALDO AKHIR	M U T A S I
1700 AKTIVA LAJIN - LAJIN	-973,600	32,537,154	31,563,554	0	973,600
1750 BIAYA DITANGGUHKAN	973,600	32,537,154	31,563,554	0	973,600
1751 - Biaya Pendirian / Pra Operasi	973,600	32,537,154	31,563,554	0	973,600
2000 KEWAJIBAN DAN EKUITAS	-18,510,614,626	25,447,599,425	26,012,654,772	(19,075,669,973)	565,055,347
2010 KEWAJIBAN JANGKA PENDEK	-3,048,455,014	7,921,188,361	7,112,902,308	(2,240,168,961)	808,286,053
2020 HUTANG USAHA	48,015,312	5,047,102,385	4,814,418,750	280,698,947	232,683,635
2030 Hutang Usaha Invoice	-500,903,876	4,822,217,385	4,536,053,750	(214,740,241)	286,163,635
2031 - Hutang Usaha Intern	-500,903,876	4,822,217,385	4,536,053,750	(214,740,241)	286,163,635
2040 Hutang Usaha Belum Invoice	548,919,188	224,885,000	278,365,000	495,439,188	-53,480,000
2045 - Pos Silang Fixed Asset	548,919,188	224,885,000	278,365,000	495,439,188	-53,480,000
2075 - Pinjaman Kredit Investasi	0	0	0	0	0
2100 UANG MUKA PENJUALAN	-1,267,453,176	1,120,805,745	599,708,424	(746,355,855)	521,097,321
2101 - UMP. Sektor Pertanian	-6,764,151	6,372,000	13,897,000	(14,289,151)	-7,525,000
2102 - UMP. Sektor Inco	-61,220,000	0	50,790,750	(112,010,750)	-50,790,750

2103 - UMP, Sektor Mineral	-469,564,932	112,489,120	225,882,354	(582,958,166)	-113,393,234
2104 - UMP, Sektor Minyak & Gas	-174,925,000	165,375,000	52,912,044	(62,462,044)	112,462,956
2106 - UMP, Sektor RKT	-425,987,670	804,185,625	228,779,276	149,418,679	575,406,349
2110 - UMP, Sektor Jasa Umum	-128,991,423	31,504,000	27,447,000	(124,934,423)	4,057,000
2111 - UMP, Lainnya	0	880,000	0	880,000	880,000
2140 HUTANG ASURANSI	0	22,729,387	22,729,387	0	0
2142 - Hutang Asuransi Jamsostek	0	22,729,387	22,729,387	0	0
2170 HUTANG PAJAK	-815,170,734	145,704,268	498,686,051	(1,168,152,517)	-352,981,783
2180 Hutang PPh	-300,795,010	3,073,968	40,649,786	(338,370,828)	-37,575,818
2181 - Hutang PPh Pasal 21	-302,419,776	0	32,180,545	(334,600,321)	-32,180,545
2182 - Hutang PPh Pasal 23 Wapu	1,624,766	3,073,968	8,461,804	(3,763,070)	-5,387,836
2183 - Hutang PPh Pasal 26 Wapu	0	0	7,437	(7,437)	-7,437
2190 Hutang PPN	-514,375,724	142,630,300	458,036,265	(829,781,689)	-315,405,965
2191 - Hutang PPN Keluaran	-514,375,724	142,630,300	458,036,265	(829,781,689)	-315,405,965
2230 HUTANG LANCAR Lainnya	0	136,261,447	136,261,447	0	0
2234 - Hutang Koperasi Pegawai	0	128,008,947	128,008,947	0	0
2235 - Hutang SPS / Perindo	0	8,252,500	8,252,500	0	0
2250 PENDAPATAN DITERIMA DIMUKA	-171,769,850	27,658,050	0	(144,111,800)	27,658,050
2251 - Sewa/Service Charge Diterima	-171,769,850	27,658,050	0	(144,111,800)	27,658,050
2300 BIA YA MASIH HARUS DIBAYAR	-842,076,566	1,420,927,079	1,041,098,249	(462,247,736)	379,828,830
2310 Biaya Pegawai Masih Harus Dibayar	-366,547,382	784,456,878	516,176,619	(98,267,123)	268,280,259
2311 - Biaya Gaji / Tunjangan MHD	0	353,518,600	353,518,600	0	0
2312 - Biaya Tunjangan Tahunan MHD	-192,110,309	331,754,828	139,644,519	0	192,110,309
2315 - Biaya Biaya Pegawai Lainnya	-174,437,073	99,183,450	23,013,500	(98,267,123)	76,169,950
2320 Biaya Operasional Masih Harus Dibayar	-475,529,184	394,432,518	282,883,947	(363,980,613)	111,548,571
2323 - Biaya Analisa Laboratorium MHD	-200,000,000	200,000,000	0	0	200,000,000
2324 - Biaya Operasional Lainnya MHD	-275,529,184	194,432,518	282,883,947	(363,980,613)	-88,451,429
2340 Biaya Lainnya Masih Harus Dibayar	0	242,037,683	242,037,683	0	0
2345 - Biaya Promosi MHD	0	320,000	320,000	0	0
2346 - Biaya Umum MHD	0	241,717,683	241,717,683	0	0
2600 EKUITAS	-8,393,463,237	9,897,269,334	12,243,349,456	(10,739,543,359)	-2,346,080,122
2650 SALDO LABA/RUGI DITAHAN	-8,393,463,237	9,897,269,334	12,243,349,456	(10,739,543,359)	-2,346,080,122
2652 - Saldo Laba/Rugi Tahun Berjalan	-8,393,463,237	9,897,269,334	12,243,349,456	(10,739,543,359)	-2,346,080,122
2700 POS PERANTARA	-7,068,696,375	7,629,141,730	6,656,403,008	(6,095,957,653)	972,738,722
2710 TRANSAKSI ANTAR UNIT KERJA	-7,068,696,375	6,883,529,871	5,910,791,150	(6,095,957,653)	972,738,722

B

PT. SU COFINDO CAB. P ALEMBANG
TRIAL B ALANCE NERACA DETAIL
Current Period: DESEMBER-2010

Date -FEB-14 17:15:31
Page: 5

currency IDR

Cabang Gabungan=24 (CAB. PALEMBANG)

U R A I A N	SALDO AWAL	DEBIT	KREDIT	SALDO AKHIR	M U T A S I
2720 R/K DENGAN KANTOR PUSAT	-41,816,007,267	2,327,537,844	2,600,077,452	(42,088,546,875)	-272,539,608
2721 - R/K Kantor Pusat	-41,816,007,267	2,327,537,844	2,600,077,452	(42,088,546,875)	-272,539,608
2730 R/K DENGAN CABANG / SBU	34,747,310,892	4,555,992,028	3,310,713,698	35,992,589,222	1,245,278,330
2731 - R/K SBU. Pertanian	15,301,430,225	3,794,102,709	2,225,712,736	16,869,820,198	1,568,389,973
2732 - R/K SBU. Inco	2,260,081,877	371,501,950	281,561,670	2,350,022,157	89,940,280
2733 - R/K SBU. RKT	3,790,979,387	0	224,245,176	3,566,734,211	-224,245,176
2734 - R/K SBU. Mineral	831,701,077	141,197,954	56,000,000	916,899,031	85,197,954
2735 - R/K SBU. Migas	5,629,257,921	139,531,832	14,568,120	5,754,221,633	124,963,712
2736 - R/K SBU. Financial	115,714,576	0	0	115,714,576	0
2737 - R/K SBU. KKL	2,345,207,787	55,157,720	0	2,400,365,507	55,157,720
2738 - R/K SBU. SACS	-2,549,200	0	0	(2,549,200)	0
2739 - R/K SBU. PII	127,002,934	1,820,000	0	128,822,934	1,820,000
2740 - R/K SBU. Jasa-Jasa Umum	8,401,806	0	0	8,401,806	0
2741 - R/K Cabang Medan	2,178,161,386	0	4,376,835	2,173,784,551	-4,376,835
2742 - R/K Cabang Pekanbaru	495,682,544	2,575,300	14,319,282	483,938,562	-11,743,982
2743 - R/K Cabang Batam	165,801,521	5,888,877	35,404,285	136,286,113	-29,515,408
2744 - R/K Cabang Palembang	-186,737,107	0	0	(186,737,107)	0
2745 - R/K Cabang Bdr Lampung	-233,433,011	39,327,634	375,046,470	(569,151,847)	-335,718,836
2746 - R/K Cabang Tanjung Priok	929,237,434	0	0	929,237,434	0
2747 - R/K Cabang Cilegon	-37,768,380	0	0	(37,768,380)	0
2748 - R/K Cabang Cibitung	765,953,308	4,888,052	41,142,001	729,699,359	-36,253,949
2749 - R/K Cabang Semarang	11,561,089	0	1,730,000	9,831,089	-1,730,000
2750 - R/K Cabang Surabaya	25,512,908	0	0	25,512,908	0
2751 - R/K Cabang Balikpapan	-28,033,645	0	0	(28,033,645)	0
2752 - R/K Cabang Banjarmasin	-19,396,002	0	32,454,873	(51,850,875)	-32,454,873
2753 - R/K Cabang Samarinda	-25,600,906	0	1,175,250	(26,776,156)	-1,175,250
2754 - R/K Cabang Bontang	44,447,805	0	0	44,447,805	0
2755 - R/K Cabang Makassar	12,523,210	0	877,000	11,646,210	-877,000
2758 - R/K Cab. Surabaya	-172,914,533	0	1,600,000	(174,514,533)	-1,600,000
2759 - R/K Cab. Bandung	-4,066,002	0	0	(4,066,002)	0
2760 - R/K Cab. Pontianak	-5,750,488	0	0	(5,750,488)	0
2761 - R/K Cab. Padang	107,450,932	0	500,000	106,950,932	-500,000
2762 - R/K Cab. Bekasi	273,925,850	0	0	273,925,850	0
2763 - R/K Cab. Cirebon	39,314,589	0	0	39,314,589	0
2764 - R/K Cab. Lhokseumawe	-3,130,000	0	0	(3,130,000)	0
2765 - R/K Cab. Sangata	7,340,000	0	0	7,340,000	0
2790 POS SILANG	0	745,611,858	745,611,858	0	0
2792 - Pos Silang Centra AR	0	353,658,763	353,658,763	0	0
2795 - Pos Silang Uang Muka	0	19,579,104	19,579,104	0	0
2801 - Pos Silang AP Kantor Pusat	0	224,138,880	224,138,880	0	0
2803 - Pos Silang AP SBU. INCO	0	4,225,000	4,225,000	0	0
2804 - Pos Silang AP SBU. RKT	0	1,855,900	1,855,900	0	0
2805 - Pos Silang AP SBU. Mineral	0	586,400	586,400	0	0
2806 - Pos Silang AP SBU. Migas	0	653,400	653,400	0	0
2808 - Pos Silang AP SBU. KKL	0	16,691,600	16,691,600	0	0
2810 - Pos Silang AP SBU. PII	0	1,820,000	1,820,000	0	0
2812 - Pos Silang AP Cab. Medan	0	1,222,012	1,222,012	0	0
2813 - Pos Silang AP Cab. Pekanbaru	0	2,575,300	2,575,300	0	0
2816 - Pos Silang AP Cab. Bdr Lampung	0	72,626,100	72,626,100	0	0

B

PT. SU COFINDO CAB. P ALEMBANG
TRIAL B ALANCE NERACA DETAIL
Current Period: DESEMBER-2010

Date -FEB-14 17:15:31
Page: 6

currency IDR

Cabang Gabungan=24 (CAB. PALEMBANG)

<u>U R A I A N</u>	<u>SALDO AWAL</u>	<u>DEBIT</u>	<u>KREDIT</u>	<u>SALDO AKHIR</u>	<u>M U T A S I</u>
2817 - Pos Silang AP Cab. Tanjung Priok	0	2,625,400	2,625,400	0	0
2819 - Pos Silang AP Cab. Cibitung	0	4,888,052	4,888,052	0	0
2823 - Pos Silang AP Cab. Banjarmasin	0	32,454,873	32,454,873	0	0
2824 - Pos Silang AP Cab. Samarinda	0	6,011,074	6,011,074	0	0

D

currency IDR
 Cabang Gabungan=24 (CAB. PALEMBANG)

	SAMPAI DENGAN BULAN LALU	MUTASI BULAN INI	SAMPAI DENGAN BULAN INI
TOTAL PENDAPATAN	-29,241,251,163	-8,343,839,860	-37,585,091,023
TOTAL BIAYA	20,847,787,926	5,997,759,738	26,845,547,664
1. PENDAPATAN OPERASI	-29,139,579,109	-7,905,267,068	-37,044,846,177
2. BIAYA OPERASI	18,924,582,294	5,760,164,068	24,684,746,362
- Biaya Operasi Langsung	16,136,504,827	5,270,877,406	21,407,382,233
- Biaya Operasi Tidak Langsung	2,788,077,467	489,286,662	3,277,364,129
3. LABA OPERASI	-10,214,996,815	-2,145,103,000	-12,360,099,815
4. BIAYA USAHA	1,867,494,950	148,738,789	2,016,233,739
- Biaya Pemasaran	0	0	0
- Biaya Administrasi	1,867,494,950	148,738,789	2,016,233,739
- Biaya Pengembangan	0	0	0
5. LABA KOTOR USAHA	-8,347,501,865	-1,996,364,211	-10,343,866,076
- Pendapatan Lain-lain	-101,672,054	-438,572,792	-540,244,846
- Biaya Lain-lain	55,710,682	88,856,881	144,567,563
6. LABA/RUGI PEND&BY SBL LUAR BIASA	-8,393,463,237	-2,346,080,122	-10,739,543,359
- Pendapatan Luar Biasa	0	0	0
- Biaya Luar Biasa	0	0	0
7. LABA SEBELUM PENYERTAAN	-8,393,463,237	-2,346,080,122	-10,739,543,359
- Keuntungan / Rugi Penyertaan	0	0	0
8. LABA SEBELUM PAJAK KINI	-8,393,463,237	-2,346,080,122	-10,739,543,359
- Pajak Kini	0	0	0
9. LABA SEBELUM PAJAK TANGGUHAN	-8,393,463,237	-2,346,080,122	-10,739,543,359
- Pajak Tangguhan	0	0	0
10. LABA SEBELUM PAJAK	-8,393,463,237	-2,346,080,122	-10,739,543,359
PENDAPATAN OPERASI	-29,139,579,109	-7,905,267,068	-37,044,846,177
Sektor Agricultural	-7,312,429,863	-3,723,531,259	-11,035,961,122
Sektor Consumer & Industrial Product	-2,296,822,563	-527,303,269	-2,824,125,832
Sektor Industry & Transportation	-5,863,721,298	-767,473,925	-6,631,195,223
Sektor Mineral	-8,723,503,871	-2,147,116,613	-10,870,620,484
Sektor Oil & Gas	-2,215,515,889	-173,281,832	-2,388,797,721
Sektor Financial & Investment	0	0	0
Sektor Forestry, Fishery & Environment servic	-294,066,808	-42,477,120	-336,543,928
Sektor SICS	0	0	0
Sektor Government / Non ISPP	0	0	0
Sektor General Services	-2,433,518,817	-524,083,050	-2,957,601,867
BIAYA OPERASI	18,924,582,294	5,760,164,068	24,684,746,362
A. BIAYA OPERASI LANGSUNG	16,136,504,827	5,270,877,406	21,407,382,233
1. BIAYA OPERASI LANGSUNG PERSEKTOR	16,136,504,827	5,270,877,406	21,407,382,233
Sektor Agricultural	2,267,704,125	2,731,789,825	4,999,493,950
Sektor Consumer & Industrial Product	1,518,234,571	401,699,121	1,919,933,692
Sektor Industry & Transportation	3,423,870,339	948,539,656	4,372,409,995
Sektor Mineral	5,954,051,579	868,071,855	6,822,123,434
Sektor Oil & Gas	1,162,637,471	95,490,376	1,258,127,847
Sektor Financial & Investment	0	0	0
Sektor Forestry, Fishery & Environment servic	532,511,165	60,468,161	592,979,326
Sektor SICS	0	0	0
Sektor Government / Non ISPP	0	0	0
Sektor General Services	1,277,495,577	164,818,412	1,442,313,989

B PT. SUCOFINDO CAB . PAL EMBANG Date: 25-FEB-14 17:03:35
 LAPORAN LABA RUGI Page: 2
 Current Period: DE SEMBE R-2010

currency IDR
 Cabang Gabungan=24 (CAB. PALEMBANG)

	SAMPAI DENGAN BULAN LALU	MUTASI BULAN INI	SAMPAI DENGAN BULAN INI
2. BIAYA OPERASI LANGSUNG PER BIAYA	16,136,504,827	5,270,877,406	21,407,382,233
a. Beban Pegawai	7,221,856,495	1,283,993,040	8,505,849,535
b. Beban Perjalanan Dinas	1,262,400,768	360,729,285	1,623,130,053
c. Beban Operasional	4,879,450,972	2,587,294,619	7,466,745,591
d. Beban Fasilitas	1,741,016,271	236,020,170	1,977,036,441
e. Beban Penyusutan	594,406,716	56,459,647	650,866,363
f. Beban Kantor	1,163,580,359	818,126,961	1,981,707,320
g. Beban Property Intern	-726,206,754	-71,746,316	-797,953,070
B. BIAYA OPERASI TAK LANGSUNG	2,788,077,467	489,286,662	3,277,364,129
1. BIAYA OPERASI TAK LANGSUNG PER SEKTOR	2,788,077,467	489,286,662	3,277,364,129
Sektor Agricultural	514,619,548	62,806,079	577,425,627
Sektor Consumer & Industrial Product	361,375,800	35,189,767	396,565,567
Sektor Industry & Transportation	599,958,263	136,138,836	736,097,099
Sektor Mineral	399,622,340	148,108,151	547,730,491
Sektor Oil & Gas	146,126,525	3,454,346	149,580,871
Sektor Financial & Investment	0	0	0
Sektor Forestry, Fishery & Environment Ser	88,020,028	6,786,919	94,806,947
Sektor SICS	0	0	0
Sektor Government / Non ISPP	0	0	0
Sektor General Services	678,354,963	96,802,564	775,157,527
2. BIAYA OPERASI TAK LANGSUNG PER BIAYA	2,788,077,467	489,286,662	3,277,364,129
a. Beban Pegawai	1,088,323,435	102,879,513	1,191,202,948
b. Beban Perjalanan Dinas	132,801,019	695,000	133,496,019
c. Beban Fasilitas	626,748,105	66,322,073	693,070,178
d. Beban Penyusutan	36,883,674	3,663,547	40,547,221
e. Beban Kantor	55,657,603	320,975,063	376,632,666
f. Beban Pendidikan / Pelatihan	14,113,167	0	14,113,167
g. Beban Umum	237,758,206	-59,411,469	178,346,737
h. Beban Property Intern	595,792,258	54,162,935	649,955,193
BIAYA USAHA	1,867,494,950	148,738,789	2,016,233,739
A. BIAYA PEMASARAN	0	0	0
1. Beban Pegawai	0	0	0



2. Beban Perjalanan Dinas	0	0	0
3. Beban Fasilitas	0	0	0
4. Beban Penyusutan	0	0	0
5. Beban Kantor	0	0	0
6. Beban Pendidikan / Pelatihan	0	0	0
7. Beban Promosi	0	0	0
8. Beban Umum	0	0	0
9. Beban Property Intern	0	0	0
8. BIAYA ADMINISTRASI & UMUM	1,867,494,950	148,738,789	2,016,233,739
1. Beban Pegawai	1,284,895,067	95,609,967	1,380,505,034
2. Beban Perjalanan Dinas	9,250,438	10,516,550	19,766,988
3. Beban Fasilitas	97,872,758	31,114,788	128,987,546
4. Beban Penyusutan	51,702,964	3,717,066	55,420,030
5. Beban Kantor	136,179,526	12,121,164	148,300,690
6. Beban Pendidikan / Pelatihan	6,235,784	-1,781,534	4,454,250
7. Beban Umum	107,812,703	-18,336,090	89,476,613
8. Beban Property Intern	173,545,710	15,776,878	189,322,588

PT. SUCOFINDO CAB . PAL EMBANG Date: 25-FEB-14 17:03:35
 LAPORAN LABA RUGI Page: 3
 Current Period: DE SEMBE R-2010

currency IDR
 Cabang Gabungan=24 (CAB. PALEMBANG)

	SAMPAI DENGAN BULAN LALU	MUTASI BULAN INI	SAMPAI DENGAN BULAN INI
C. BIAYA PENGEMBANGAN	0	0	0
1. Beban Pegawai	0	0	0
2. Beban Perjalanan Dinas	0	0	0
3. Beban Fasilitas	0	0	0
4. Beban Penyusutan	0	0	0
5. Beban Kantor	0	0	0
6. Beban Pendidikan / Pelatihan	0	0	0
7. Beban Umum	0	0	0
8. Beban Property Intern	0	0	0
PENDAPATAN & BIAYA LAIN-LAIN DILUAR USAHA	-45,961,372	-349,715,911	-395,677,283
PENDAPATAN LAIN-LAIN DILUAR USAHA	-101,672,054	-438,572,792	-540,244,846
- Bunga Deposito	0	0	0
- Jasa Giro	-4,882,171	-304,702	-5,186,873
- Penjualan Aktiva	-9,696,000	0	-9,696,000
- Hasil Investasi	0	0	0
- Dividen	0	0	0
- Bunga Pinjaman	0	0	0
- Pendapatan Piutang	0	0	0
- Laba Selisih Kurs	-87,093,928	-438,268,090	-525,362,018
- Selisih Lebih Kas	45	0	45
- Sewa	0	0	0
- Klaim Asuransi	0	0	0
- Laba Selisih Kurs atas Forward	0	0	0
- Pendapatan Lainnya	0	0	0
BEBAN LAIN-LAIN DILUAR USAHA	55,710,682	88,856,881	144,567,563
- Biaya Bunga Pinjaman	0	0	0
- Biaya Pinjaman	0	0	0
- Rugi Penjualan Aktiva	0	0	0
- Rugi Penghentian Aktiva	0	0	0
- Rugi Investasi	0	0	0
- Rugi Klaim	0	0	0
- Rugi Selisih Kurs	50,435,682	95,506,881	145,942,563
- Selisih Kurang Kas	0	0	0
- Biaya Pesangon / Uang Jasa Pegawai	0	0	0
- Biaya Selisih Kurs atas Forward	0	0	0
- Biaya Reimbust	0	-1,375,000	-1,375,000
- Biaya Lainnya	5,275,000	-5,275,000	0
POS LUAR BIASA	0	0	0
PENDAPATAN LUAR BIASA	0	0	0
- Laba Akibat Perubahan Kebijakan Akuntansi	0	0	0
- Klaim asuransi	0	0	0
- Laba Luar Biasa Lainnya	0	0	0
BEBAN LUAR BIASA	0	0	0
- Rugi Akibat Perubahan Kebijakan Akuntansi	0	0	0
- Rugi Bencana Alam dsb	0	0	0
- Rugi Luar Biasa Lainnya	0	0	0
KEUNTUNGAN / RUGI PENYERTAAN	0	0	0
- Keuntungan Penyertaan	0	0	0
- Rugi Penyertaan	0	0	0

PT. SUCOFINDO CAB . PAL EMBANG Date: 25-FEB-14 17:03:35
 LAPORAN LABA RUGI Page: 4
 Current Period: DE SEMBE R-2010

currency IDR
 Cabang Gabungan=24 (CAB. PALEMBANG)

	SAMPAI DENGAN BULAN LALU	MUTASI BULAN INI	SAMPAI DENGAN BULAN INI
PAJAK KINI	0	0	0
- Pajak Kini	0	0	0
PAJAK TANGGUHAN	0	0	0
- Pendapatan Pajak Tangguhan	0	0	0
- Rugi Pajak Tangguhan	0	0	0

currency IDR
 Cabang Gabungan=24 (CAB. PALEMBANG)

U R A I A N	SALDO AWAL	DEBIT	KREDIT	SALDO AKHIR	M U T A S I
0001 AKTIVA	19,663,405,834	44,523,681,608	43,793,309,582	20,393,777,860	730,372,026
0050 AKTIVA LANCAR	12,226,416,543	44,052,986,876	43,617,463,762	12,661,939,657	435,523,114
0100 KAS	51,832,700	79,190,125	69,568,830	61,453,995	9,621,295
0101 - Kas Rupiah	51,832,700	79,190,125	69,568,830	61,453,995	9,621,295
0110 BANK	150,120,094	8,063,032,315	7,428,999,690	784,152,719	634,032,625
0120 Bank BNI	-12,435,086	1,062,311,574	954,229,102	95,647,386	108,082,472
0123 - Bank BNI PDO / IDR	6,413,454	0	62,500	6,350,954	-62,500
0125 - Bank BNI PHP / IDR	-18,848,540	1,062,311,574	954,166,602	89,296,432	108,144,972
0130 Bank Mandiri	171,817,521	3,040,096,060	2,523,408,248	688,505,333	516,687,812
0133 - Bank Mandiri PDO / IDR	171,817,521	3,040,096,060	2,523,408,248	688,505,333	516,687,812
0180 Transfer Bank (Dropping)	-9,262,341	3,008,812,181	2,999,549,840	0	9,262,341
0181 - Dropping Modal Kerja	0	2,496,022,903	2,496,022,903	0	0
0182 - Dropping Kesejahteraan Pegawai	-9,262,341	240,969,810	231,707,469	0	9,262,341
0185 - Dropping Labour Supply	0	271,819,468	271,819,468	0	0
0195 Transfer Uang Dalam Perjalanan	0	951,812,500	951,812,500	0	0
0196 - Transfer Bank Dropping	0	26,812,500	26,812,500	0	0
0197 - Transfer Bank Kontribusi Langsung	0	925,000,000	925,000,000	0	0
0300 PIUTANG USAHA	10,088,298,628	32,012,045,501	30,104,361,199	11,995,982,930	1,907,684,302
0301 - P.Usaha Sektor Pertanian	618,419,796	232,720,548	233,623,793	617,516,551	-903,245
0302 - P.Usaha Sektor Inco	608,377,426	185,822,678	154,157,092	640,043,012	31,665,586
0302 - P.Usaha Sektor Mineral	6,266,555,506	25,891,130,797	26,105,232,061	6,052,453,242	-214,102,264
0304 - P.Usaha Sektor Migas	12,664,125	112,750	0	12,776,875	112,750
0306 - P.Usaha Sektor RKT	2,158,332,783	1,705,818,406	296,726,148	3,567,425,041	1,409,092,258
0308 - P.Usaha Sektor SICS	0	174,768,250	0	174,768,250	174,768,250
0310 - P.Usaha Sektor Jasa Umum	546,933,430	681,152,629	293,676,100	934,409,959	387,476,529
0311 - P. Usaha Jasa Laboratorium	443,984,524	654,751,309	292,026,100	806,709,733	362,725,209
0312 - P. Usaha Jasa Property	78,092,170	26,401,320	1,650,000	102,843,490	24,751,320
0313 - P. Usaha Jasa SNPS	24,856,736	0	0	24,856,736	0
0319 - Pos Silang Piutang Usaha	0	623,206,565	623,206,565	0	0
0320 - Pos Silang PPh Pasal 23	0	41,385,409	41,385,409	0	0
0321 - Pos Silang Virtual Account	-122,984,438	2,475,927,469	2,356,353,031	(3,410,000)	119,574,438
0350 PENYISIHAN PIUTANG USAHA	-976,664,480	976,664,480	1,878,543,097	(1,878,543,097)	-901,878,617
0351 - PPU. Sektor Pertanian	-142,221,809	142,221,809	150,601,839	(150,601,839)	-8,380,030
0352 - PPU. Sektor Inco	-12,070,095	12,070,095	46,760,927	(46,760,927)	-34,690,832
0353 - PPU. Sektor Mineral	-212,540,740	212,540,740	808,109,954	(808,109,954)	-595,569,214
0354 - PPU. Sektor Minyak & Gas	-1,178,500	488,495,406	1,323,688	485,993,218	487,171,718
0356 - PPU. Sektor RKT	-487,316,906	0	748,669,192	(1,235,986,098)	-748,669,192
0360 - PPU. Sektor Jasa Umum	-121,336,430	121,336,430	123,077,497	(123,077,497)	-1,741,067
0361 - PPU Jasa Laboratorium	-58,413,712	58,413,712	73,090,264	(73,090,264)	-14,676,552
0362 - PPU Jasa Property	-38,065,982	38,065,982	25,130,497	(25,130,497)	12,935,485
0363 - PPU Jasa SNPS	-24,856,736	24,856,736	24,856,736	(24,856,736)	0
0400 PENDAPATAN DITERIMA DIMUKA	1,357,205,500	1,398,206,750	2,163,125,000	592,287,250	-764,918,250
0410 Pendapatan Usaha Belum Ditrucekkan	1,357,205,500	1,398,206,750	2,163,125,000	592,287,250	-764,918,250
0416 - PUUD. Sektor RKT	768,195,500	848,719,250	1,536,391,000	80,523,750	-687,671,750
0420 - PUUD. Sektor Jasa Umum	589,010,000	549,487,500	626,734,000	511,763,500	-77,246,500
0500 PIUTANG Lainnya	29,282,537	0	0	29,282,537	0
0570 Piutang Pegawai	29,282,537	0	0	29,282,537	0
0571 - Piutang Pegawai	29,282,537	0	0	29,282,537	0
0600 UANG MUKA	591,833,467	780,254,500	978,111,900	393,976,067	-197,857,400

B

currency IDR
 Cabang Gabungan=24 (CAB. PALEMBANG)

U R A I A N	SALDO AWAL	DEBIT	KREDIT	SALDO AKHIR	M U T A S I
0605 Uang Muka Kerja / UUDP	591,833,467	780,254,500	978,111,900	393,976,067	-197,857,400
0610 Uang Muka Kerja Operasi	538,805,000	711,599,500	892,051,000	358,353,500	-180,451,500
0611 - UMK Operasi Sektor Pertanian	150,500,000	266,500,000	393,000,000	24,000,000	-126,500,000
0612 - UMK Operasi Sektor Inco	28,250,000	9,500,000	8,400,000	29,350,000	1,100,000
0613 - UMK Operasi Sektor Mineral	109,800,000	152,500,000	187,300,000	75,000,000	-34,800,000
0614 - UMK Operasi Sektor Migas	10,000,000	30,000,000	35,000,000	5,000,000	-5,000,000
0616 - UMK Operasi Sektor KKL	2,500,000	2,000,000	2,500,000	2,000,000	-500,000
0617 - UMK Operasi Sektor RKT	62,275,000	162,000,000	69,275,000	155,000,000	92,725,000
0621 - UMK Operasi Sektor PII	15,000,000	0	10,000,000	5,000,000	-10,000,000
0622 - UMK Operasi Sektor JUM	67,500,000	40,576,000	80,376,000	27,700,000	-39,800,000
0623 - UMK Adm & Umum	92,980,000	48,523,500	106,200,000	35,303,500	-57,676,500
0625 Uang Muka SPPD	53,028,467	68,655,000	86,060,900	35,622,567	-17,405,900
0626 - UM SPPD Sektor Pertanian	5,421,700	0	5,421,700	0	-5,421,700
0627 - UM SPPD Sektor Inco	1,600,000	8,428,400	9,548,400	480,000	-1,120,000
0628 - UM SPPD Sektor Mineral	12,310,100	23,131,600	19,805,800	15,635,900	3,325,800
0631 - UM SPPD Sektor KKL	0	1,780,000	1,780,000	0	0
0632 - UM SPPD Sektor RKT	20,261,667	22,065,000	26,220,000	16,106,667	-4,155,000
0636 - UM SPPD Sektor JUM	7,675,000	10,475,000	15,750,000	2,400,000	-5,275,000
0637 - UM SPPD Adm & Umum	5,760,000	2,775,000	7,535,000	1,000,000	-4,760,000
0655 PAJAK DIBAYAR DIMUKA	254,200,952	98,252,183	224,738,762	127,714,373	-126,486,579
0670 PPh Badan	232,175,109	29,115,974	191,577,083	69,714,000	-162,461,109
0672 - PPh Pasal 23 Waba	232,175,109	29,115,974	191,577,083	69,714,000	-162,461,109
0680 PPN	22,025,843	69,136,209	33,161,679	58,000,373	35,974,530
0681 - PPN Masukan	22,025,843	69,136,209	33,161,679	58,000,373	35,974,530
0700 PERSEDIAAN	181,367,804	28,897,890	46,714,191	163,551,503	-17,816,301
0710 Bahan Operasi	156,915,525	18,799,500	32,246,660	143,468,365	-13,447,160
0716 - BO. Jasa RKT	58,120,280	0	22,973,302	35,146,978	-22,973,302
0720 - BO. Jasa Jasa Umum	98,795,245	18,799,500	9,273,358	108,321,387	9,526,142
0721 - BO. Jasa Laboratorium	96,824,360	18,799,500	9,273,358	106,350,502	9,526,142
0723 - BO. Jasa Pengendalian Hama	1,970,885	0	0	1,970,885	0
0740 Supplies	24,452,279	10,098,390	14,467,531	20,083,138	-4,369,141
0742 - Cetakan Berseri	24,452,279	10,098,390	14,467,531	20,083,138	-4,369,141



0800 BIAZA DIBAYAR DI MUKA	498,939,341	616,443,132	723,301,093	392,081,380	-106,857,961
0820 Biaya Operasional Dibayar Dimuka	81,086,199	60,000,000	132,435,074	8,651,125	-72,435,074
0822 - Biaya Penunjang Operasi DD	38,658,144	0	38,658,144	0	-38,658,144
0824 - Biaya Operasi Lainnya DD	42,428,055	60,000,000	93,776,930	8,651,125	-33,776,930
0830 Biaya Fasilitas Dibayar Dimuka	405,962,151	3,416,662	25,948,558	383,430,255	-22,531,896
0831 - Biaya Sewa DD	401,770,805	3,416,662	25,250,001	379,937,466	-21,833,339
0833 - Biaya Asuransi DD	4,191,346	0	698,557	3,492,789	-698,557
0840 Biaya Lainnya Dibayar Dimuka	11,890,991	553,026,470	564,917,461	0	-11,890,991
0841 - Biaya Lainnya Dibayar Dimuka	11,890,991	553,026,470	564,917,461	0	-11,890,991
1100 AKTIVA TETAP	6,810,044,240	0	160,081,760	6,649,962,480	-160,081,760
1105 NILAI PEROLEHAN	15,122,200,850	0	0	15,122,200,850	0
1110 Tanah	357,536,000	0	0	357,536,000	0
1111 - Tanah	357,536,000	0	0	357,536,000	0
1115 Bangunan	4,106,056,302	0	0	4,106,056,302	0
1116 - Bangunan Kantor	4,106,056,302	0	0	4,106,056,302	0
1125 Perlengkapan Mesin	631,187,955	0	0	631,187,955	0
1126 - Generator Set	185,000,000	0	0	185,000,000	0

B PT. SU COFINDO CAB. P ALEMBANG D ate: 23 M AY-14 09:41:24
TRIAL B ALANCE NERACA DETAIL Page: 3
Current Period: DESEMBER-2011

currency IDR
Cabang Gabungan=24 (CAB. PALEMBANG)

U R A I A N	SALDO AWAL	DEBIT	KREDIT	SALDO AKHIR	M U T A S I
1127 - Perlengkapan Lainnya	446,187,955	0	0	446,187,955	0
1130 Peralatan Operasi	7,849,905,220	0	0	7,849,905,220	0
1131 - PO. Sektor Pertanian	778,053,484	0	0	778,053,484	0
1132 - PO. Sektor Inco	1,527,781,105	0	0	1,527,781,105	0
1133 - PO. Sektor Mineral	4,058,968,030	0	0	4,058,968,030	0
1134 - PO. Sektor Minyak & Gas	13,050,000	0	0	13,050,000	0
1135 - PO. Sektor KKL	21,000,000	0	0	21,000,000	0
1136 - PO. Sektor RKT	691,039,432	0	0	691,039,432	0
1140 - PO. Sektor Umum	760,013,169	0	0	760,013,169	0
1141 - PO. Jasa Laboratorium	720,175,000	0	0	720,175,000	0
1143 - PO. Jasa SNPS	39,838,169	0	0	39,838,169	0
1170 Kendaraan	45,477,363	0	0	45,477,363	0
1172 - Kendaraan Sepeda Motor	45,477,363	0	0	45,477,363	0
1180 Peralatan Kantor	743,070,950	0	0	743,070,950	0
1181 - Mebelair	230,406,000	0	0	230,406,000	0
1182 - Peralatan Lainnya	512,664,950	0	0	512,664,950	0
1190 Peralatan Sistem Informasi	1,388,967,060	0	0	1,388,967,060	0
1191 - Peralatan Sistem Informasi	1,388,967,060	0	0	1,388,967,060	0
1200 AKUMULASI PENYUSUTAN AKTIVA TETAP	-8,312,156,610	0	160,081,760	(8,472,238,370)	-160,081,760
1215 Akum. Penyusutan Bangunan	-2,942,673,682	0	17,108,567	(2,959,782,249)	-17,108,567
1216 - Akum. Peny. Bangunan Kantor	-2,942,673,682	0	17,108,567	(2,959,782,249)	-17,108,567
1225 Akum. Penyusutan Perlengkapan	-397,240,033	0	2,874,998	(400,115,031)	-2,874,998
1226 - Akum. Peny. Generator Set	-21,197,911	0	1,527,086	(23,124,997)	-1,927,086
1227 - Akum. Peny. Perlengkapan Lainnya	-376,042,122	0	947,912	(376,990,034)	-947,912
1230 Akum. Peny. Peralatan Operasi	-3,234,596,927	0	123,882,667	(3,358,479,594)	-123,882,667
1231 - Akum. Peny. PO. Sek. Pertanian	-778,053,479	0	0	(778,053,479)	0
1232 - Akum. Peny. PO. Sek. Inco	-39,039,308	0	31,606,196	(70,645,504)	-31,606,196
1233 - Akum. Peny. PO. Sek. Mineral	-1,307,115,252	0	78,579,089	(1,385,694,341)	-78,579,089
1234 - Akum. Peny. PO. Sek. Minyak	-2,990,625	0	271,874	(3,262,499)	-271,874
1235 - Akum. Peny. PO. Sek. KKL	-20,999,993	0	0	(20,999,993)	0
1236 - Akum. Peny. PO. Sek. RKT	-646,219,918	0	2,625,001	(648,844,919)	-2,625,001
1240 - Akum. Peny. PO. Sek. JUM	-440,178,352	0	10,800,507	(450,978,859)	-10,800,507
1241 - Akum. Peny. PO. Jasa Laboratorium	-400,340,187	0	10,800,507	(411,140,694)	-10,800,507
1243 - Akum. Peny. PO. Jasa SNPS	-39,838,165	0	0	(39,838,165)	0
1270 Akum. Peny. Kendaraan	-45,477,358	0	0	(45,477,358)	0
1272 - Akum. Peny. Kendaraan Sepeda Motor	-45,477,358	0	0	(45,477,358)	0
1280 Akum. Peny. Peralatan Kantor	-508,239,665	0	6,803,698	(515,043,363)	-6,803,698
1281 - Akum. Peny. Mebelair	-325,060,257	0	4,864,570	(329,924,827)	-4,864,570
1282 - Akum. Peny. Peralatan Lainnya	-183,179,408	0	1,939,128	(185,118,536)	-1,939,128
1290 Akum. Peny. Peralatan SI	-1,183,928,945	0	9,411,830	(1,193,340,775)	-9,411,830
1291 - Akum. Peny. Peralatan SI	-1,183,928,945	0	9,411,830	(1,193,340,775)	-9,411,830
1700 AKTIVA LAJIN - LAJIN	626,945,051	470,694,732	15,764,060	1,081,875,723	454,930,672
1750 BIAZA DITANGGUHKAN	626,945,051	470,694,732	15,764,060	1,081,875,723	454,930,672
1753 - Biaya Partisi / Rehabilitasi	626,945,051	470,694,732	15,764,060	1,081,875,723	454,930,672
2000 KEWAJIBAN DAN EKUITAS	-19,663,405,834	37,213,387,750	37,943,759,776	(20,393,777,860)	-730,372,026
2010 KEWAJIBAN JANGKA PENDEK	-2,382,443,482	8,283,665,787	8,721,433,047	(2,820,210,742)	-437,767,260
2020 HUTANG USAHA	-1,044,539,650	5,171,700,525	4,521,816,874	(394,655,999)	649,883,651
2030 Hutang Usaha Invoice	-351,076,628	4,439,427,525	4,521,816,874	(433,465,977)	-82,389,349
2031 - Hutang Usaha Intern	-351,076,628	4,439,427,525	4,521,816,874	(433,465,977)	-82,389,349

B PT. SU COFINDO CAB. PALEMBANG D ate: 23 M AY-14 09:41:24
TRIAL B ALANCE NERACA DETAIL Page: 4
Current Period: DESEMBER-2011

currency IDR
Cabang Gabungan=24 (CAB. PALEMBANG)

U R A I A N	SALDO AWAL	DEBIT	KREDIT	SALDO AKHIR	M U T A S I
2040 Hutang Usaha Belum Invoice	-693,463,022	732,273,000	0	38,809,978	732,273,000
2045 - Pos Silang Fixed Asset	-693,463,022	732,273,000	0	38,809,978	732,273,000
2075 - Pinjaman Kredit Investasi					
2100 UANG MUKA PENJUALAN	-902,071,810	358,979,293	1,168,360,606	(1,711,453,123)	-809,381,313
2101 - UMP. Sektor Pertanian	-63,739,752	35,940,420	83,305,714	(111,105,046)	-47,365,294
2102 - UMP. Sektor Inco	-31,756,411	8,050,000	0	(23,706,411)	8,050,000
2103 - UMP. Sektor Mineral	-674,750,698	258,717,239	383,463,773	(799,497,232)	-124,746,534
2106 - UMP. Sektor RKT	-41,789,825	32,500,000	0	(9,289,825)	32,500,000
2110 - UMP. Sektor Jasa Umum	-90,035,124	23,771,634	0	(66,263,490)	23,771,634
2111 - UMP. Lainnya	0	0	701,591,119	(701,591,119)	-701,591,119
2140 HUTANG ASURANSI	0	23,383,053	23,383,053	0	0
2142 - Hutang Asuransi Jamsostek	0	23,383,053	23,383,053	0	0
2170 HUTANG PAJAK	-31,105,617	1,424,901,177	1,815,797,180	(422,001,620)	-390,896,003
2180 Hutang PPh	-19,495,408	43,885,415	356,400,741	(332,010,734)	-312,515,326

2181 - Hutang PPh Pasal 21	0	36,066,386	342,443,270	(306,376,884)	-306,376,884
2182 - Hutang PPh Pasal 23 Wapu	-19,495,408	7,819,029	13,957,471	(25,633,850)	-6,138,442
2190 Hutang PPN	-11,610,209	1,381,015,762	1,459,396,439	(89,990,886)	-78,380,677
2191 - Hutang PPN Keluaran	-11,610,209	1,381,015,762	1,459,396,439	(89,990,886)	-78,380,677
2230 HUTANG LANCAR Lainnya	0	136,346,239	136,346,239	0	0
2234 - Hutang Koperasi Pegawai	0	124,883,739	124,883,739	0	0
2235 - Hutang SPS / Perindo	0	11,462,500	11,462,500	0	0
2250 PENDAPATAN DITERIMA DIMUKA	-36,108,000	36,108,000	0	0	36,108,000
2251 - Sewa/Service Charge Diterima	-36,108,000	36,108,000	0	0	36,108,000
2300 BIAYA MASIH HARUS DIBAYAR	-368,618,405	1,132,247,500	1,055,729,095	(292,100,000)	76,518,405
2310 Biaya Pegawai Masih Harus Dibayar	-290,093,839	684,256,253	658,762,414	(264,600,000)	25,493,839
2311 - Biaya Gaji / Tunjangan MHD	0	363,721,600	363,721,600	0	0
2312 - Biaya Tunjangan Tahunan MHD	-107,725,082	168,950,437	61,225,355	0	107,725,082
2314 - Biaya Asuransi THT / JHT MHD	0	2,500,000	2,500,000	0	0
2315 - Biaya Biaya Pegawai Lainnya	-182,368,757	151,083,216	233,314,459	(264,600,000)	-82,231,243
2320 Biaya Operasional Masih Harus Dibayar	-78,524,566	78,524,566	27,500,000	(27,500,000)	51,024,566
2324 - Biaya Operasional Lainnya MHD	-78,524,566	78,524,566	27,500,000	(27,500,000)	51,024,566
2340 Biaya Lainnya Masih Harus Dibayar	0	369,466,681	369,466,681	0	0
2346 - Biaya Umum MHD	0	369,466,681	369,466,681	0	0
2600 EKUITAS	-8,246,155,959	20,619,446,486	22,575,537,776	(10,202,247,249)	(1,956,091,290)
2650 SALDO LABA/RUGI DITAHAN	-8,246,155,959	20,619,446,486	22,575,537,776	(10,202,247,249)	(1,956,091,290)
2652 - Saldo Laba/Rugi Tahun Berjalan	-8,246,155,959	20,619,446,486	22,575,537,776	(10,202,247,249)	(1,956,091,290)
2700 POS PERANTARA	-9,034,806,393	8,310,275,477	6,646,788,953	(7,371,319,869)	1,663,486,524
2710 TRANSAKSI ANTAR UNIT KERJA	-9,320,940,693	8,246,699,072	6,297,078,248	(7,371,319,869)	1,949,620,824
2720 R/K DENGAN KANTOR PUSAT	-51,805,930,084	3,366,644,339	4,220,809,057	(52,660,094,802)	-854,164,718
2721 - R/K Kantor Pusat	-51,805,930,084	3,366,644,339	4,220,809,057	(52,660,094,802)	-854,164,718
2730 R/K DENGAN CABANG / SBU	42,484,989,391	4,880,054,733	2,076,269,191	45,288,774,933	2,803,785,542
2731 - R/K SBU. Pertanian	20,740,943,159	1,723,721,815	13,066,500	22,451,598,474	1,710,655,315
2732 - R/K SBU. Inco	2,259,405,993	159,090,847	116,207,837	2,302,289,003	42,883,010
2733 - R/K SBU. RKT	4,247,445,375	1,263,979,400	765,015,000	4,746,409,775	498,964,400
2734 - R/K SBU. Mineral	242,228,165	0	106,075,000	136,153,165	-106,075,000
2735 - R/K SBU. Migas	6,202,160,036	144,330,526	33,551,000	6,312,939,562	110,779,526
2736 - R/K SBU. Financial	126,569,456	0	0	126,569,456	0
2737 - R/K SBU. KKL	2,654,162,875	27,140,402	4,248,796	2,677,054,481	22,891,606
2738 - R/K SBU. SACS	-1,549,200	0	14,867,700	(17,416,900)	-14,867,700

0

PT. SU COFINDO CAB. PAJ ALEMBANG
TRIAL B ALANCE NERACA DETAIL
Current Period: DESEMBER-2011

Date: 23 M AY-14 09:41:24
Page: 5

currency IDR
Cabang Gabungan=24 (CAB. PALEMBANG)

U R A I A N	SALDO AWAL	DEBIT	KREDIT	SALDO AKHIR	M U T A S I
2739 - R/K SBU. PII	550,120,833	699,850,348	486,629,420	763,341,761	213,220,928
2740 - R/K SBU. Jasa-Jasa Umum	246,723,049	0	0	246,723,049	0
2741 - R/K Cabang Medan	2,081,681,539	0	16,686,731	2,064,994,808	-16,686,731
2742 - R/K Cabang Pekanbaru	-81,364,769	73,452,517	95,385,756	(103,298,008)	-21,933,239
2743 - R/K Cabang Batam	113,083,490	2,973,186	0	116,056,676	2,973,186
2744 - R/K Cabang Palembang	-186,737,107	0	0	(186,737,107)	0
2745 - R/K Cabang Bdr Lampung	-1,228,026,521	89,867,125	112,846,238	(1,251,005,634)	-22,979,113
2746 - R/K Cabang Tanjung Priok	1,052,754,434	250,000,000	5,500,000	1,297,254,434	244,500,000
2747 - R/K Cabang Cilegon	-28,849,062	0	0	(28,849,062)	0
2748 - R/K Cabang Cibitung	1,231,673,543	143,758,415	176,516,217	1,198,915,741	-32,757,802
2749 - R/K Cabang Semarang	9,831,089	0	0	9,831,089	0
2750 - R/K Cabang Surabaya	50,955,362	0	8,123,696	42,831,666	-8,123,696
2751 - R/K Cabang Balikpapan	-26,033,646	0	0	(26,033,646)	0
2752 - R/K Cabang Banjarmasin	-78,502,975	4,974,480	5,482,080	(79,010,575)	-507,600
2753 - R/K Cabang Samarinda	-38,656,156	0	0	(38,656,156)	0
2754 - R/K Cabang Bontang	44,447,805	0	0	44,447,805	0
2755 - R/K Cabang Makasar	148,558,210	0	0	148,558,210	0
2758 - R/K Lab. Surabaya	-203,314,533	0	2,800,000	(206,114,533)	-2,800,000
2759 - R/K Cab. Bandung	-8,612,802	0	566,460	(9,179,262)	-566,460
2760 - R/K Cab. Pontianak	2,471,512	0	0	2,471,512	0
2761 - R/K Cab. Padang	-31,843,829	0	10,386,058	(42,229,887)	-10,386,058
2762 - R/K Cab. Bekasi	273,925,850	0	0	273,925,850	0
2763 - R/K Cab. Cirebon	41,314,589	0	3,240,000	38,074,589	-3,240,000
2764 - R/K Cab. Lhokseumawe	-3,130,000	0	0	(3,130,000)	0
2765 - R/K Cab. Sangata	11,675,000	0	0	11,675,000	0
2790 POS SILANG	286,134,300	63,576,405	349,710,705	0	-286,134,300
2795 - Pos Silang Uang Muka	0	13,573,330	13,573,330	0	0
2801 - Pos Silang AP Kantor Pusat	280,132,300	16,814,675	296,946,975	0	-280,132,300
2802 - Pos Silang AP SBU. AGRI	0	3,874,600	3,874,600	0	0
2804 - Pos Silang AP SBU. RKT	2,355,000	22,466,050	24,821,050	0	-2,355,000
2808 - Pos Silang AP SBU. KKL	0	3,715,150	3,715,150	0	0
2810 - Pos Silang AP SBU. PII	1,480,000	2,432,600	3,912,600	0	-1,480,000
2816 - Pos Silang AP Cab. Bdr Lampung	0	700,000	700,000	0	0
2817 - Pos Silang AP Cab. Tanjung Priok	2,167,000	0	2,167,000	0	-2,167,000

0

currency IDR
 Cabang Gabungan=24 (CAB. PALEMBANG)

	SAMPAI DENGAN BULAN LALU	MUTASI BULAN INI	SAMPAI DENGAN BULAN INI
TOTAL PENDAPATAN	-34,666,839,716	-7,840,453,139	-42,507,292,855
TOTAL BIAYA	26,420,683,757	5,884,361,849	32,305,045,606
1. PENDAPATAN OPERASI	-34,279,669,534	-7,705,997,334	-41,985,666,868
2. BIAYA OPERASI	23,952,803,241	5,672,239,893	29,625,043,134
- Biaya Operasi Langsung	20,570,518,248	4,380,433,994	24,950,952,242
- Biaya Operasi Tidak Langsung	3,382,284,993	1,291,805,899	4,674,090,892
3. LABA OPERASI	-10,326,866,293	-2,033,757,441	-12,360,623,734
4. BIAYA USAHA	1,913,363,031	215,500,027	2,128,863,058
- Biaya Pemasaran	0	0	0
- Biaya Administrasi	1,913,363,031	215,500,027	2,128,863,058
- Biaya Pengembangan	0	0	0
5. LABA KOTOR USAHA	-8,413,503,262	-1,818,257,414	-10,231,760,676
- Pendapatan Lain-lain	-387,170,182	-134,455,805	-521,625,987
- Biaya Lain-lain	554,517,485	-3,378,071	551,139,414
6. LABA/RUGI PEND&BY SBL LUAR BIASA	-8,246,155,959	-1,956,091,290	-10,202,247,249
- Pendapatan Luar Biasa	0	0	0
- Biaya Luar Biasa	0	0	0
7. LABA SEBELUM PENYERTAAN	-8,246,155,959	-1,956,091,290	-10,202,247,249
- Keuntungan / Rugi Penyertaan	0	0	0
8. LABA SEBELUM PAJAK KINI	-8,246,155,959	-1,956,091,290	-10,202,247,249
- Pajak Kini	0	0	0
9. LABA SEBELUM PAJAK TANGGUHAN	-8,246,155,959	-1,956,091,290	-10,202,247,249
- Pajak Tangguhan	0	0	0
10. LABA SEBELUM PAJAK	-8,246,155,959	-1,956,091,290	-10,202,247,249
PENDAPATAN OPERASI	-34,279,669,534	-7,705,997,334	-41,985,666,868
Sektor Agricultural	-5,425,542,282	-1,998,052,734	-7,423,595,016
Sektor Consumer & Industrial Product	-1,723,443,811	-281,849,334	-2,005,293,145
Sektor Industry & Transportation	-7,042,668,076	-2,206,485,358	-9,249,153,434
Sektor Mineral	-15,327,032,411	-1,239,415,303	-16,566,447,714
Sektor Oil & Gas	-652,061,556	-384,255,931	-1,036,317,487
Sektor Financial & Investment	0	0	0
Sektor Forestry, Fishery & Environment servic	-245,305,368	-269,176,456	-514,481,824
Sektor SICS	0	-135,000,000	-135,000,000
Sektor Government / Non ISPP	-413,847,000	-699,850,348	-1,113,697,348
Sektor General Services	-3,449,769,030	-491,911,870	-3,941,680,900
BIAYA OPERASI	23,952,803,241	5,672,239,893	29,625,043,134
A. BIAYA OPERASI LANGSUNG	20,570,518,248	4,380,433,994	24,950,952,242
1. BIAYA OPERASI LANGSUNG PERSEKTOR	20,570,518,248	4,380,433,994	24,950,952,242
Sektor Agricultural	2,359,659,841	761,112,001	3,120,771,842
Sektor Consumer & Industrial Product	1,531,657,758	301,137,234	1,832,794,992
Sektor Industry & Transportation	5,743,837,119	1,021,380,307	6,765,217,426
Sektor Mineral	7,615,064,077	1,035,527,723	8,650,591,800
Sektor Oil & Gas	672,829,665	138,925,798	811,755,463
Sektor Financial & Investment	0	0	0
Sektor Forestry, Fishery & Environment ser	345,435,989	42,350,979	387,786,968
Sektor SICS	0	26,267,700	26,267,700
Sektor Government / Non ISPP	142,080,884	663,699,264	805,780,148
Sektor General Services	2,159,952,915	390,032,988	2,549,985,903

B PT. SUCOFINDO CAB . PAL EMBANG Date: 23-MAY-14 09:35:29
 LAPORAN LABA RUGI Page: 2
 Current Period: DE SEMBE R-2011

currency IDR
 Cabang Gabungan=24 (CAB. PALEMBANG)

	SAMPAI DENGAN BULAN LALU	MUTASI BULAN INI	SAMPAI DENGAN BULAN INI
2. BIAYA OPERASI LANGSUNG PER BIAYA	20,570,518,248	4,380,433,994	24,950,952,242
a. Beban Pegawai	6,677,778,903	947,122,659	7,624,901,562
b. Beban Perjalanan Dinas	2,628,764,269	272,616,210	2,901,380,479
c. Beban Operasional	6,522,781,100	2,660,256,802	9,183,037,902
d. Beban Fasilitas	2,202,829,309	179,615,494	2,382,444,803
e. Beban Penyusutan	1,194,480,099	118,425,183	1,312,905,282
f. Beban Kantor	2,122,255,053	274,143,965	2,396,399,018
g. Beban Property Intern	-778,370,485	-71,746,319	-850,116,804
8. BIAYA OPERASI TAK LANGSUNG	3,382,284,993	1,291,805,899	4,674,090,892
1. BIAYA OPERASI TAK LANGSUNG PER SEKTOR	3,382,284,993	1,291,805,899	4,674,090,892
Sektor Agricultural	659,120,883	95,966,628	755,087,511
Sektor Consumer & Industrial Product	552,127,027	110,876,943	663,003,970
Sektor Industry & Transportation	638,489,623	342,717,298	981,206,921
Sektor Mineral	524,583,738	638,908,565	1,163,492,303
Sektor Oil & Gas	99,042,148	9,347,968	108,390,116
Sektor Financial & Investment	0	0	0
Sektor Forestry, Fishery & Environment Ser	91,741,883	10,839,971	102,581,854
Sektor SICS	0	0	0
Sektor Government / Non ISPP	0	0	0
Sektor General Services	817,179,596	83,148,526	900,328,122
2. BIAYA OPERASI TAK LANGSUNG PER BIAYA	3,382,284,993	1,291,805,899	4,674,090,892
a. Beban Pegawai	1,440,092,451	167,476,575	1,607,569,026
b. Beban Perjalanan Dinas	159,150,682	4,132,500	163,283,182
c. Beban Fasilitas	413,319,921	57,489,114	470,809,035
d. Beban Penyusutan	73,928,642	35,540,396	109,469,038
e. Beban Kantor	378,075,133	936,771,215	1,314,846,348
f. Beban Pendidikan / Pelatihan	38,912,419	760,000	39,672,419
g. Beban Umum	290,334,714	36,937,417	327,272,131
h. Beban Property Intern	588,471,031	52,698,682	641,169,713
BIAYA USAHA	1,913,363,031	215,500,027	2,128,863,058
A. BIAYA PEMASARAN	0	0	0
1. Beban Pegawai	0	0	0



2. Beban Perjalanan Dinas	0	0	0
3. Beban Fasilitas	0	0	0
4. Beban Penyusutan	0	0	0
5. Beban Kantor	0	0	0
6. Beban Pendidikan / Pelatihan	0	0	0
7. Beban Promosi	0	0	0
8. Beban Umum	0	0	0
9. Beban Property Intern	0	0	0
B. BIAYA ADMINISTRASI & UMUM	1,913,363,031	215,500,027	2,128,863,058
1. Beban Pegawai	1,247,908,883	136,630,865	1,384,539,748
2. Beban Perjalanan Dinas	63,359,115	9,476,450	72,835,565
3. Beban Fasilitas	140,691,535	33,341,888	174,033,423
4. Beban Penyusutan	61,227,963	6,116,181	67,344,144
5. Beban Kantor	128,263,875	8,422,670	136,686,545
6. Beban Pendidikan / Pelatihan	10,287,905	0	10,287,905
7. Beban Umum	80,756,820	4,270,840	85,027,660
8. Beban Property Intern	180,866,935	17,241,133	198,108,068

PT. SUCOFINDO CAB . PAL EMBANG Date: 23-MAY-14 09:35:29
 LAPORAN LABA RUGI Page: 3
 Current Period: DE SEMBE R-2011

currency IDR
 Cabang Gabungan=24 (CAB. PALEMBANG)

	SAMPAI DENGAN BULAN LALU	MUTASI BULAN INI	SAMPAI DENGAN BULAN INI
C. BIAYA PENGEMBANGAN	0	0	0
1. Beban Pegawai	0	0	0
2. Beban Perjalanan Dinas	0	0	0
3. Beban Fasilitas	0	0	0
4. Beban Penyusutan	0	0	0
5. Beban Kantor	0	0	0
6. Beban Pendidikan / Pelatihan	0	0	0
7. Beban Umum	0	0	0
8. Beban Property Intern	0	0	0
PENDAPATAN & BIAYA LAIN-LAIN DILUAR USAHA	167,347,303	-137,833,876	29,513,427
PENDAPATAN LAIN-LAIN DILUAR USAHA	-387,170,182	-134,455,805	-521,625,987
- Bunga Deposito	0	0	0
- Jasa Giro	-3,287,115	-305,723	-3,592,838
- Penjualan Aktiva	0	0	0
- Hasil Investasi	0	0	0
- Dividen	0	0	0
- Bunga Pinjaman	0	0	0
- Pendapatan Piutang	1	0	1
- Laba Selisih Kurs	-383,608,911	-127,988,106	-511,597,017
- Selisih Lebih Kas	0	0	0
- Sewa	0	0	0
- Klaim Asuransi	0	0	0
- Laba Selisih Kurs atas Forward	0	0	0
- Pendapatan Lainnya	-274,157	-6,161,976	-6,436,133
BEBAN LAIN-LAIN DILUAR USAHA	554,517,485	-3,378,071	551,139,414
- Biaya Bunga Pinjaman	0	0	0
- Biaya Pinjaman	0	0	0
- Rugi Penjualan Aktiva	0	0	0
- Rugi Penghentian Aktiva	0	0	0
- Rugi Investasi	0	0	0
- Rugi Klaim	0	0	0
- Rugi Selisih Kurs	554,517,485	601,938	555,119,423
- Selisih Kurang Kas	0	0	0
- Biaya Pesangon / Uang Jasa Pegawai	0	0	0
- Biaya Selisih Kurs atas Forward	0	0	0
- Biaya Reimbust	0	-4,000,009	-4,000,009
- Biaya Lainnya	0	20,000	20,000
POS LUAR BIASA	0	0	0
PENDAPATAN LUAR BIASA	0	0	0
- Laba Akibat Perubahan Kebijakan Akuntan	0	0	0
- Klaim asuransi	0	0	0
- Laba Luar Biasa Lainnya	0	0	0
BEBAN LUAR BIASA	0	0	0
- Rugi Akibat Perubahan Kebijakan Akuntansi	0	0	0
- Rugi Bencana Alam dsb	0	0	0
- Rugi Luar Biasa Lainnya	0	0	0
KEUNTUNGAN / RUGI PENYERTAAN	0	0	0
- Keuntungan Penyertaan	0	0	0
- Rugi Penyertaan	0	0	0

PT. SUCOFINDO CAB . PAL EMBANG Date: 23-MAY-14 09:35:29
 LAPORAN LABA RUGI Page: 4
 Current Period: DE SEMBE R-2011

currency IDR
 Cabang Gabungan=24 (CAB. PALEMBANG)

	SAMPAI DENGAN BULAN LALU	MUTASI BULAN INI	SAMPAI DENGAN BULAN INI
PAJAK KINI	0	0	0
- Pajak Kini	0	0	0
PAJAK TANGGUHAN	0	0	0
- Pendapatan Pajak Tangguhan	0	0	0
- Rugi Pajak Tangguhan	0	0	0

curr ency IDR
Pus at Kegiatan=20 (CAB. PALEMBANG)

U R A I A N	SALDO AWAL	DEBET	KREDIT	SALDO AKHIR	MUTASI
0001 AKTIVA	28,881,452,002	33,974,478,318	34,201,116,626	28,654,813,694	-226,638,308
0050 AKTIVA LANCAR	20,512,838,640	33,739,693,340	33,463,542,322	20,788,989,658	276,151,018
0100 KAS	24,011,676	157,283,633	154,927,409	26,367,900	2,356,224
0101 Kas Rupiah	24,011,676	157,283,633	154,927,409	26,367,900	2,356,224
0102 Kas US Dollar	0	0	0	0	0
0103 Kas Kecil	0	0	0	0	0
0104 Kas Dalam Perjalanan	0	0	0	0	0
0110 BANK	498,186,995	4,636,268,701	5,063,227,240	71,228,456	-426,958,539
0120 Bank BNI	110,184,133	444,308,234	485,909,551	68,582,816	-41,601,317
0121 Bank BNI IDR Ktr Pusat	0	0	0	0	0
0122 Bank BNI USD Ktr Pusat	0	0	0	0	0
0123 Bank BNI PDO / IDR	0	0	0	0	0
0124 Bank BNI PDO / USD	0	0	0	0	0
0125 Bank BNI PHP / IDR	110,184,133	444,308,234	485,909,551	68,582,816	-41,601,317
0126 Bank BNI PHP / USD	0	0	0	0	0
0130 Bank Mandiri	388,002,862	1,815,641,110	2,200,998,332	2,645,640	-385,357,222
0131 Bank Mandiri IDR Ktr Pusat	0	0	0	0	0
0132 Bank Mandiri USD Ktr Pusat	0	0	0	0	0
0133 Bank Mandiri PDO / IDR	388,002,862	1,815,641,110	2,200,998,332	2,645,640	-385,357,222
0134 Bank Mandiri PDO / USD	0	0	0	0	0
0135 Bank Mandiri PHP / IDR	0	0	0	0	0
0136 Bank Mandiri PHP / USD	0	0	0	0	0
0140 Bank Rakyat Indonesia	0	0	0	0	0
0141 BRI PDO	0	0	0	0	0
0142 BRI PHP	0	0	0	0	0
0145 Bank Tabungan Negara	0	0	0	0	0
0146 BTN PDO	0	0	0	0	0
0147 BTN PHP	0	0	0	0	0
0150 Citibank	0	0	0	0	0
0151 Citibank Rupiah	0	0	0	0	0
0152 Citibank US Dollar	0	0	0	0	0
0155 Bank Niaga	0	0	0	0	0
0156 Bank Niaga PDO	0	0	0	0	0
0157 Bank Niaga PHP	0	0	0	0	0
0160 Bank Pembangunan Daerah	0	0	0	0	0
0161 BPD PDO / IDR	0	0	0	0	0
0162 BPD PHP / IDR	0	0	0	0	0
0190 Bank Lainnya	0	0	0	0	0
0191 Bank lainnya	0	0	0	0	0
0195 Transfer Uang	0	2,376,319,357	2,376,319,357	0	0
0196 Transfer Uang Dropping	0	1,986,319,357	1,986,319,357	0	0
0197 Transfer Uang Kontribusi	0	390,000,000	390,000,000	0	0
0200 DEPOSITO BERJANGKA	0	0	0	0	0
0201 Deposito Berjangka Rupiah	0	0	0	0	0
0202 Deposito Berjangka US Dollar	0	0	0	0	0
0210 INVESTASI JANGKA PENDEK / SURAT BERHARGA	0	0	0	0	0
0215 Saham	0	0	0	0	0
0216 Saham	0	0	0	0	0
0220 Obligasi	0	0	0	0	0

B

curr ency IDR
Pus at Kegiatan=20 (CAB. PALEMBANG)

U R A I A N	SALDO AWAL	DEBET	KREDIT	SALDO AKHIR	MUTASI
0221 Obligasi	0	0	0	0	0
0225 Sertifikat BI	0	0	0	0	0
0226 Sertifikat BI	0	0	0	0	0
0230 Promes / Wesel Tagih	0	0	0	0	0
0231 Promes / Wesel Tagih	0	0	0	0	0
0235 Investasi Property	0	0	0	0	0
0236 Investasi Property Jangka Pendek	0	0	0	0	0
0240 Investasi Jangka Pendek Lainnya	0	0	0	0	0
0241 Investasi Jangka Pendek lainnya	0	0	0	0	0
0300 PIUTANG USAHA	10,196,440,579	10,794,632,690	5,159,993,191	15,831,080,078	5,634,639,499
0301 Piutang Usaha	10,307,922,579	7,911,795,930	2,504,808,186	15,714,910,323	5,406,987,744
0302 Pos Silang Mandiri Virtual Account	(111,482,000)	1,151,007,930	1,039,525,930	0	111,482,000
0303 Pos Silang PPh Psd 23	0	146,279,388	30,109,633	116,169,755	116,169,755
0304 Pos Silang Piutang Usaha	0	1,585,549,442	1,585,549,442	0	0
0350 PENYISIHAN PIUTANG USAHA	(1,576,501,612)	3,756,818,766	2,784,132,696	(608,815,541)	972,686,071
0351 Penyisihan Piutang Usaha	(1,576,501,612)	3,756,818,766	2,784,132,696	(608,815,541)	972,686,071
0400 PENDAPATAN AKAN DITERIMA PAD	8,606,858,526	11,355,609,819	15,952,852,254	4,009,616,091	-4,597,242,435
0410 Pendapatan Akan Diterima	8,606,858,526	11,355,609,819	15,952,852,254	4,009,616,091	-4,597,242,435
0411 Pendapatan Akan Diterima	8,606,858,526	11,355,609,819	15,952,852,254	4,009,616,091	-4,597,242,435
0440 Pendapatan Akan Diterima Lainnya	0	0	0	0	0
0441 Bunga Deposito	0	0	0	0	0
0442 Jasa Giro	0	0	0	0	0
0443 Bunga Pinjaman	0	0	0	0	0
0444 Bunga Surat Berharga	0	0	0	0	0
0445 Kerja Sama Operasi [KSO]	0	0	0	0	0
0450 Pos Silang Pendapatan Akan Diterima	0	0	0	0	0
0451 Pos Silang PAD	0	0	0	0	0
0500 PIUTANG LAINNYA	163,195,739	0	5,000,000	158,195,739	-5,000,000
0510 Rekening Koran Afiliasi	0	0	0	0	0
0511 RK dengan SGS Geneva	0	0	0	0	0
0512 RK dengan SGS Singapore & lainnya	0	0	0	0	0
0520 Piutang Lainnya Afiliasi	0	0	0	0	0

0521	Plutang PT. Surveyor Indonesia	0	0	0	0	0
0522	Plutang PT. Sprint Konsultan	0	0	0	0	0
0523	Plutang PT. Sucofindo Appraisal Utama	0	0	0	0	0
0524	Plutang PT. Sucofindo Logistics	0	0	0	0	0
0525	Plutang PT. Sucofindo Epsi	0	0	0	0	0
0526	Plutang Koperasi Pegawai	0	0	0	0	0
0527	Plutang KSO	0	0	0	0	0
0528	Plutang Afiliasi Belum Diinvoicekan	0	0	0	0	0
0530	Penyisihan Plutang Afiliasi	0	0	0	0	0
0531	Penyisihan Plutang Afiliasi	0	0	0	0	0
0540	Plutang Jaminan Jangka Pendek	116,806,872	0	0	116,806,872	0
0541	Bank Garansi	116,806,872	0	0	116,806,872	0
0542	Uang Jaminan	0	0	0	0	0
0550	Biaya Beban Pelanggan / Pihak Ketiga	0	0	0	0	0
0551	Biaya Beban Pelanggan / Pihak Ketiga	0	0	0	0	0
0570	Plutang Pegawai	46,388,867	0	5,000,000	41,388,867	-5,000,000
0571	Plutang Pegawai	46,388,867	0	5,000,000	41,388,867	-5,000,000

SUCO FIND O - CAB. PALEMBANG
LAP ORAN NERACA DETAIL
Current Per iod: DESEMBER-2012
Date: 23-MAY-14 09:46:04
Page: 3

curr ency IDR
Pus at Kegiatan=20 (CAB. PALEMBANG)

U R A I A N	SALDO AWAL	DEBET	KREDIT	SALDO AKHIR	MUTASI	
0580	Plutang Pihak Ketiga Lainnya	0	0	0	0	0
0581	Plutang Pihak Ketiga Lain	0	0	0	0	0
0600	UANG MUKA	516,551,770	1,033,927,688	1,550,479,458	0	-516,551,770
0610	Uang Muka Kerja	516,551,770	418,594,000	935,145,770	0	-516,551,770
0611	Uang Muka Kerja	516,551,770	418,594,000	645,095,700	290,050,070	-226,501,700
0612	Uang Muka Yang Belum Dipertanggungjawabkan	0	0	290,050,070	(290,050,070)	(290,050,070)
0640	Uang Muka Pembelian / Pengadaan	0	0	0	0	0
0641	Uang Muka Pembelian / Pengadaan	0	0	0	0	0
0645	Klaim Asuransi	0	0	0	0	0
0646	Klaim Asuransi THT / JHT	0	0	0	0	0
0647	Klaim Jamsostek	0	0	0	0	0
0648	Klaim Asuransi lainnya	0	0	0	0	0
0650	Pos Silang Pengembalian Uang Muka	0	615,333,688	615,333,688	0	0
0651	Pos Silang Pengembalian Uang Muka	0	615,333,688	615,333,688	0	0
0655	PAJAK DIBAYAR DIMUKA	150,695,382	111,956,378	262,651,760	0	-150,695,382
0660	PPH Pasal 21	0	0	0	0	0
0661	- PPh Pasal 21	0	0	0	0	0
0670	PPH Badan	131,054,627	0	131,054,627	0	-131,054,627
0671	- PPh Pasal 22 Waba	0	0	0	0	0
0672	- PPh Pasal 23 Waba	131,054,627	0	131,054,627	0	-131,054,627
0673	- PPh Pasal 25 Masa	0	0	0	0	0
0674	Fiskal Luar Negeri	0	0	0	0	0
0675	- PPh Badan Lebih Bayar [Pasal 28 A]	0	0	0	0	0
0680	PPN	19,640,755	111,956,378	131,597,133	0	-19,640,755
0681	PPN Masukan	19,640,755	111,956,378	131,597,133	0	-19,640,755
0682	PPN Masukan Belum ada SSP	0	0	0	0	0
0690	Pajak Lainnya	0	0	0	0	0
0691	Pajak lainnya	0	0	0	0	0
0700	PERSEDIAAN	213,170,361	7,360,000	47,181,392	173,348,969	-39,821,392
0710	Bahan Operasi	196,082,292	0	39,852,739	156,229,553	-39,852,739
0711	Bahan Operasi	196,082,292	0	39,852,739	156,229,553	-39,852,739
0740	Supplies	17,088,069	7,360,000	7,328,653	17,119,416	31,347
0741	Supplies	17,088,069	7,360,000	7,328,653	17,119,416	31,347
0750	Persediaan Barang Dalam Perjalanan	0	0	0	0	0
0751	Persediaan Barang Dalam Perjalanan	0	0	0	0	0
0800	BIAYA DIBAYAR DI MUKA	1,720,229,224	1,885,835,665	2,483,096,923	1,122,967,966	-597,261,258
0810	Biaya Pegawai Dibayar Dimuka	65,274,403	0	65,274,403	0	-65,274,403
0811	Tunjangan Hari Raya DD	65,274,403	0	65,274,403	0	-65,274,403
0812	Tunjangan Cuti DD	0	0	0	0	0
0813	UPF Perumahan DD	0	0	0	0	0
0814	UPF Kendaraan DD	0	0	0	0	0
0815	Assuransi Pegawai DD	0	0	0	0	0
0820	Biaya Operasional Dibayar Dimuka	0	570,877,058	5,543,545	565,333,513	565,333,513
0821	Biaya Bahan Operasi DD	5,543,545	0	5,543,545	0	-5,543,545
0822	Biaya Penunjang Operasi DD	(5,543,545)	570,877,058	0	565,333,513	570,877,058
0830	Biaya Fasilitas Dibayar Dimuka	579,316,333	0	37,573,565	541,742,768	-37,573,565
0831	Biaya Sewa DD	575,124,990	0	36,875,008	538,249,982	-36,875,008
0832	Biaya Perawatan DD	0	0	0	0	0
0833	Biaya Asuransi Fasilitas DD	4,191,343	0	698,557	3,492,786	-698,557

SUCO FIND O - CAB. PALEMBANG
LAP ORAN NERACA DETAIL
Current Per iod: DESEMBER-2012
Date: 23-MAY-14 09:46:04
Page: 4

curr ency IDR
Pus at Kegiatan=20 (CAB. PALEMBANG)

U R A I A N	SALDO AWAL	DEBET	KREDIT	SALDO AKHIR	MUTASI	
0840	Biaya Lainnya Dibayar Dimuka	1,075,638,488	1,314,958,607	2,374,705,410	15,891,685	-1,059,746,803
0841	Biaya lainnya Dibayar Dimuka DD	1,075,638,488	1,314,958,607	2,374,705,410	15,891,685	-1,059,746,803
1000	AKTIVA TIDAK LANCAR	0	0	0	0	0
1010	INVESTASI JANGKA PANJANG	0	0	0	0	0
1020	Penyertaan Saham	0	0	0	0	0
1021	PT. Surveyor Indonesia	0	0	0	0	0
1022	PT. Qualitech Perdana	0	0	0	0	0
1023	PT. Sprint Konsultan	0	0	0	0	0
1024	PT. Sucofindo Appraisal Utama	0	0	0	0	0
1025	PT. Sucofindo Logistics	0	0	0	0	0
1026	PT. Sucofindo Epsi	0	0	0	0	0
1040	Penyisihan Penyertaan	0	0	0	0	0
1041	PT. Surveyor Indonesia	0	0	0	0	0
1042	PT. Qualitech Perdana	0	0	0	0	0

1043	PT. Sprint Konsultan	0	0	0	0	0
1044	PT. Sucofindo Appraisal Utama	0	0	0	0	0
1045	PT. Sucofindo Logistics	0	0	0	0	0
1046	PT. Sucofindo Epis	0	0	0	0	0
1060	Investasi Jangka Panjang Lainnya	0	0	0	0	0
1061	Investasi KSO	0	0	0	0	0
1062	Investasi lainnya Jangka Panjang	0	0	0	0	0
1090	AKTIVA PAJAK TANGGUHAN	0	0	0	0	0
1091	Aktiva Pajak Tangguhan	0	0	0	0	0
1100	AKTIVA TETAP	7,596,728,879	103,300,000	190,241,933	7,509,786,946	-86,941,933
1105	NILAI PEROLEHAN	17,383,772,628	103,300,000	0	17,487,072,628	103,300,000
1110	Tanah	357,536,000	0	0	357,536,000	0
1111	Tanah	357,536,000	0	0	357,536,000	0
1115	Bangunan	4,793,250,142	0	0	4,793,250,142	0
1116	Bangunan Kantor	4,793,250,142	0	0	4,793,250,142	0
1117	Bangunan Gudang	0	0	0	0	0
1118	Bangunan Rumah Dinas	0	0	0	0	0
1129	Bangunan Laboratorium	0	0	0	0	0
1120	Bangunan lainnya	0	0	0	0	0
1125	Perlengkapan Mesin	815,687,955	0	0	815,687,955	0
1126	Generator Set	369,500,000	0	0	369,500,000	0
1127	Perlengkapan lainnya	446,187,955	0	0	446,187,955	0
1130	Peralatan Operasi	9,135,846,028	39,500,000	0	9,175,346,028	39,500,000
1131	- PO. 4 tahun	8,595,846,028	39,500,000	0	8,635,346,028	39,500,000
1132	- PO. 6 tahun	540,000,000	0	0	540,000,000	0
1170	Kendaraan	45,477,363	0	0	45,477,363	0
1171	Mobil	0	0	0	0	0
1172	Sepeda Motor	45,477,363	0	0	45,477,363	0
1173	Kendaraan lainnya	0	0	0	0	0
1180	Peralatan Kantor	728,193,700	53,000,000	0	781,193,700	53,000,000
1181	Mebelair	230,406,000	0	0	230,406,000	0
1182	Peralatan lainnya	497,787,700	53,000,000	0	550,787,700	53,000,000
1190	Peralatan Sistem Informasi	1,507,781,440	10,800,000	0	1,518,581,440	10,800,000
1191	Peralatan Sistem Informasi	1,507,781,440	10,800,000	0	1,518,581,440	10,800,000
1200	AKUMULASI PENYUSUTAN AKTIVA TETAP	(9,787,043,749)	0	190,241,933	(9,977,285,682)	(190,241,933)

B

SUCO FIND O - CAB. PALEMBANG
LAP ORAN NERACA DETAIL
Current Per iod: DESEMBER-2012

Date: 23-MAY-14 09:46:04
Page: 5

curr ency IDR

Pus at Kegiatan=20 (CAB. PALEMBANG)

U R A I A N	SALDO AWAL	DEBET	KREDIT	SALDO AKHIR	MUTASI
1215 Akum. Penyusutan Bangunan	(3,147,976,497)	0	19,971,874	(3,167,948,371)	(19,971,874)
1216 Akum. Penyusutan Bangunan Kantor	(3,147,976,497)	0	19,971,874	(3,167,948,371)	(19,971,874)
1217 Akum. Penyusutan Bangunan Gudang	0	0	0	0	0
1218 Akum. Penyusutan Bangunan Rumah Dinas	0	0	0	0	0
1219 Akum. Penyusutan Bangunan Laboratorium	0	0	0	0	0
1220 Akum. Penyusutan Bangunan lainnya	0	0	0	0	0
1225 Akum. Penyusutan Perlengkapan Mesin	(452,880,656)	0	4,796,872	(457,677,528)	(4,796,872)
1226 Akum. Penyusutan Generator Set	(65,463,535)	0	3,848,960	(69,312,495)	(3,848,960)
1227 Akum. Penyusutan Perlengkapan lainnya	(387,417,121)	0	947,912	(388,365,033)	(947,912)
1230 Akum. Penyusutan Peralatan Operasi	(4,287,253,332)	0	143,493,559	(4,430,746,891)	(143,493,559)
1231 - Akum. Peny. PO. Umur 4 Tahun	(4,242,253,332)	0	132,243,561	(4,374,496,893)	(132,243,561)
1232 - Akum. Peny. PO. Umur 6 Tahun	(45,000,000)	0	11,249,998	(56,249,998)	(11,249,998)
1270 Akum. Penyusutan Kendaraan	(45,477,358)	0	0	(45,477,358)	0
1271 Akum. Penyusutan Kendaraan Mobil	0	0	0	0	0
1272 Akum. Penyusutan Kendaraan Sepeda Motor	(45,477,358)	0	0	(45,477,358)	0
1273 Akum. Penyusutan Kendaraan lainnya	0	0	0	0	0
1280 Akum. Penyusutan Peralatan kantor	(566,943,817)	0	8,995,856	(575,939,673)	(8,995,856)
1281 Akum. Penyusutan Mebelair	(366,544,524)	0	6,888,504	(373,433,028)	(6,888,504)
1282 Akum. Penyusutan Peralatan lainnya	(200,399,292)	0	2,107,352	(202,506,644)	(2,107,352)
1290 Akum. Penyusutan Peralatan SI	(1,286,512,089)	0	12,983,772	(1,299,495,861)	(12,983,772)
1291 Akum. Penyusutan Peralatan SI	(1,286,512,089)	0	12,983,772	(1,299,495,861)	(12,983,772)
1300 PEMBELIAN AKTIVA TETAP	0	0	0	0	0
1301 Pembelian Tanah	0	0	0	0	0
1302 Pembelian Bangunan	0	0	0	0	0
1303 Pembelian Perlengkapan/Mesin	0	0	0	0	0
1304 Pembelian Peralatan Operasi	0	0	0	0	0
1305 Pembelian Kendaraan	0	0	0	0	0
1306 Pembelian Peralatan Perabot Kantor	0	0	0	0	0
1307 Pembelian Peralatan SI	0	0	0	0	0
1320 PERKIRAAN PENUTUP	0	0	0	0	0
1321 Perkiraan Penutup	0	0	0	0	0
1350 POS SILANG AKTIVA TETAP	0	0	0	0	0
1351 Pos Silang Mutasi / Penghapusan Aktiva Tetap	0	0	0	0	0
1400 AKTIVA TETAP LEASING	0	0	0	0	0
1401 Bangunan Leasing	0	0	0	0	0
1402 Perlengkapan/Mesin Leasing	0	0	0	0	0
1403 Peralatan Operasi Leasing	0	0	0	0	0
1404 Kendaraan Leasing	0	0	0	0	0
1405 Peralatan Kantor Leasing	0	0	0	0	0
1406 Peralatan SI Leasing	0	0	0	0	0
1420 AKUMULASI PENYUSUTAN AKTIVA TETAP LEASING	0	0	0	0	0
1421 Akum. Peny. Bangunan Leasing	0	0	0	0	0
1422 Akum. Peny. Perlengkapan/Mesin Leasing	0	0	0	0	0
1423 Akum. Peny. Peralatan Operasi Leasing	0	0	0	0	0
1424 Akum. Peny. Kendaraan Leasing	0	0	0	0	0
1425 Akum. Peny. Peralatan Kantor Leasing	0	0	0	0	0
1426 Akum. Peny. Peralatan SI Leasing	0	0	0	0	0
1440 AKTIVA TETAP KSO / PROYEK	0	0	0	0	0
1441 Bangunan KSO	0	0	0	0	0

B

SUCO FIND O - CAB. PALEMBANG
LAP ORAN NERACA DETAIL
Current Per iod: DESEMBER-2012

Date: 23-MAY-14 09:46:04
Page: 6

curr ency IDR

U R A I A N	SALDO AWAL	DEBET	KREDIT	SALDO AKHIR	MUTASI
1442 Perlengkapan Mesin KSO	0	0	0	0	0
1443 Peralatan Operasi KSO	0	0	0	0	0
1444 Kendaraan KSO	0	0	0	0	0
1445 Peralatan Kantor KSO	0	0	0	0	0
1446 Peralatan SI KSO	0	0	0	0	0
1460 AKUM. PENY. AKTIVA TETAP KSO / PROYEK	0	0	0	0	0
1461 Akum. Peny. Bangunan KSO	0	0	0	0	0
1462 Akum. Peny. Perlengkapan Mesin KSO	0	0	0	0	0
1463 Akum. Peny. Peralatan Operasi KSO	0	0	0	0	0
1464 Akum. Peny. Kendaraan KSO	0	0	0	0	0
1465 Akum. Peny. Peralatan Kantor KSO	0	0	0	0	0
1466 Akum. Peny. Peralatan SI KSO	0	0	0	0	0
1500 AKTIVA TETAP DALAM PROSES	0	0	0	0	0
1501 Tanah	0	0	0	0	0
1502 Bangunan	0	0	0	0	0
1503 Perlengkapan Mesin	0	0	0	0	0
1504 Peralatan Operasi	0	0	0	0	0
1505 Kendaraan	0	0	0	0	0
1506 Peralatan Kantor	0	0	0	0	0
1507 Peralatan SI	0	0	0	0	0
1600 AKTIVA TETAP TIDAK BERWUJUD	0	0	0	0	0
1601 Goodwill	0	0	0	0	0
1602 Hak Patent	0	0	0	0	0
1603 Hak Cipta	0	0	0	0	0
1604 Waralaba	0	0	0	0	0
1605 Hak Atas Tanah / Hak Guna Bangunan	0	0	0	0	0
1606 Software / Peranti lunak	0	0	0	0	0
1607 Pengembangan Jasa	0	0	0	0	0
1620 AKUM. AMOR. AKTIVA TETAP TIDAK BERWUJUD	0	0	0	0	0
1621 Akum. Amortisasi Goodwill	0	0	0	0	0
1622 Akum. Amortisasi Hak Patent	0	0	0	0	0
1623 Akum. Amortisasi Hak Cipta	0	0	0	0	0
1624 Akum. Amortisasi Waralaba	0	0	0	0	0
1625 Akum. Amortisasi Hak Atas Tanah / Hak Guna	0	0	0	0	0
1626 Akum. Software / Peranti lunak	0	0	0	0	0
1627 Akum. Biaya Pengembangan	0	0	0	0	0
1700 AKTIVA LAIN LAIN	771.884,483	131.484,978	547.332,371	356.037,090	-415.847,393
1710 KAS / BANK DI BLOKIR	0	0	0	0	0
1711 Kas / Bank Diblokir	0	0	0	0	0
1720 SEWA JANGKA PANJANG	0	0	0	0	0
1721 Sewa Jangka Panjang	0	0	0	0	0
1722 Akumulasi Reklas Sewa ke Jangka Pendek	0	0	0	0	0
1730 JAMINAN JANGKA PANJANG	0	0	0	0	0
1731 Jaminan Telepone	0	0	0	0	0
1732 Jaminan Listrik	0	0	0	0	0
1733 Jaminan Sewa / Property	0	0	0	0	0
1734 Jaminan lainnya	0	0	0	0	0
1740 PREMI ASURANSI JANGKA PANJANG	0	0	0	0	0
1741 Premi Asuransi THT/JHT	0	0	0	0	0

B

SUCO FIND O - CAB. PALEMBANG
LAP ORAN NERACA DETAIL
Current Per Iod: DESEMBER-2012

Date: 23-MAY-14 09:46:04
Page: 7

curr ency IDR

Pusat Kegiatan=20 (CAB. PALEMBANG)

U R A I A N	SALDO AWAL	DEBET	KREDIT	SALDO AKHIR	MUTASI
1742 - Akumulasi Pembebanan Premi Asuransi THT/	0	0	0	0	0
1750 BIAYA DITANGGUHKAN	547.332,371	0	547.332,371	0	-547.332,371
1751 Biaya Pendirian / Pra Operasi	0	0	0	0	0
1752 Biaya Pengembangan Jasa	0	0	0	0	0
1753 Biaya Partisi / Rehabilitasi layout	547.332,371	0	547.332,371	0	-547.332,371
1754 Biaya Ekspansi Usaha	0	0	0	0	0
1755 Biaya Selisih kurs Yang ditangguhkan	0	0	0	0	0
1756 Biaya Emisi	0	0	0	0	0
1757 Biaya lainnya	0	0	0	0	0
1758 Biaya Suku Cadang / Material	0	0	0	0	0
1770 AMORTISASI BIAYA DITANGGUHKAN	0	0	0	0	0
1771 Akum. Amor. By Pendirian / Pra Operasi	0	0	0	0	0
1772 Akum. Amor. By Pengembangan Jasa	0	0	0	0	0
1773 Akum. Amor. By Partisi / Rehabilitasi	0	0	0	0	0
1774 Akum. Amor. By Ekspansi Usaha	0	0	0	0	0
1775 Akum. Amor. By Selisih kurs Yang ditang	0	0	0	0	0
1776 Akum. Amor. By Emisi	0	0	0	0	0
1777 Akum. Amor. By lainnya	0	0	0	0	0
1778 Akum. Amor. By Suku Cadang / Material	0	0	0	0	0
1800 AKTIVA TIDAK AKTIF	0	0	0	0	0
1801 Tanah	0	0	0	0	0
1802 Bangunan	0	0	0	0	0
1803 Perlengkapan Mesin	0	0	0	0	0
1804 Peralatan Operasi	0	0	0	0	0
1805 Kendaraan	0	0	0	0	0
1806 Peralatan Kantor	0	0	0	0	0
1807 Peralatan Sistem Informasi	0	0	0	0	0
1808 Persediaan	0	0	0	0	0
1810 AKUMULASI PENYUSUTAN AKTIVA TIDAK AKTIF	0	0	0	0	0
1811 Akum. Peny. Bangunan	0	0	0	0	0
1812 Akum. Peny. Perlengkapan Mesin	0	0	0	0	0
1813 Akum. Peny. Peralatan Operasi	0	0	0	0	0
1814 Akum. Peny. Kendaraan	0	0	0	0	0
1815 Akum. Peny. Peralatan Kantor	0	0	0	0	0
1816 Akum. Peny. Peralatan SI	0	0	0	0	0
1817 Akum. Peny. Persediaan	0	0	0	0	0
1830 AKTIVA TETAP KSO DIKELOLA MITRA	0	0	0	0	0

1831	Aktiva Tetap KSO Dikelola Mitra	0	0	0	0	0
1840	AKUM. PENY. AKTIVA TETAP KSO DIKELOLA MITRA	0	0	0	0	0
1841	Akum. Peny. Aktiva Tetap KSO Dikelola MI	0	0	0	0	0
1880	POS DALAM PENYELESAIAN	0	0	0	0	0
1881	Pos Dalam Penyelesaian	0	0	0	0	0
1890	AKTIVA LAINNYA	224,552,112	131,484,978	0	356,037,090	131,484,978
1891	Aktiva lainnya	224,552,112	131,484,978	0	356,037,090	131,484,978
2000	KEWAJIBAN DAN EKUITAS	(28,881,452,002)	28,100,228,410	27,873,590,102	(28,654,813,694)	226,638,308
2005	KEWAJIBAN JANGKA PENDEK	(3,318,647,767)	7,543,511,555	6,799,269,972	(2,574,406,184)	744,241,583
2010	HUTANG USAHA	(2,278,919,211)	4,294,499,798	3,533,886,560	(1,518,305,973)	760,613,238
2020	Hutang Usaha Invoice	(1,020,690,777)	3,347,131,178	3,284,460,374	(958,019,973)	62,670,804
2021	Hutang Usaha Intern	(1,021,790,777)	3,311,661,178	3,256,890,374	(958,019,973)	64,770,804

SUCO FIND O - CAB. PALEMBANG
LAP ORAN NERACA DETAIL
Current Per iod: DESEMBER-2012
Date: 23-MAY-14 09:46:04
Page: 8

curr ency IDR
Pus at Kegiatan=20 (CAB. PALEMBANG)

U R A I A N	SALDO AWAL	DEBET	KREDIT	SALDO AKHIR	MUTASI	
2022	Hutang Usaha Ekstern	2,100,000	25,470,000	27,570,000	0	-2,100,000
2030	Hutang Usaha Belum Invoice	(1,334,736,000)	877,750,000	103,300,000	(560,286,000)	774,450,000
2031	Hutang Persediaan	0	0	0	0	0
2032	Hutang Aktiva Tetap	(1,334,736,000)	877,750,000	103,300,000	(560,286,000)	774,450,000
2040	Pos Silang AP	76,507,566	69,618,620	146,126,186	0	-76,507,566
2041	Pos Silang AP Persediaan	0	0	0	0	0
2042	Pos Silang AP Aktiva Tetap	0	0	0	0	0
2043	Pos Silang AP Biaya	76,507,566	69,618,620	146,126,186	0	-76,507,566
2044	Pos Silang AR	0	0	0	0	0
2050	HUTANG PIHAK AFILIASI	0	0	0	0	0
2051	Hutang SGS Geneva	0	0	0	0	0
2052	Hutang SGS Singapore & lainnya	0	0	0	0	0
2053	Hutang PT. Surveyor Indonesia	0	0	0	0	0
2054	Hutang PT. Sprint Konsultan	0	0	0	0	0
2055	Hutang PT. SAU	0	0	0	0	0
2056	Hutang PT. SCI Logistics	0	0	0	0	0
2057	Hutang PT. Sucofindo Episi	0	0	0	0	0
2070	PINJAMAN JANGKA PENDEK	0	0	0	0	0
2071	Pinjaman Pada Bank	0	0	0	0	0
2072	Pinjaman Pada Lembaga Keuangan lainnya	0	0	0	0	0
2073	Pinjaman Pada Pihak Ketiga	0	0	0	0	0
2074	Hutang Bunga Pinjaman	0	0	0	0	0
2080	PINJAMAN JANGKA PANJANG YANG JATUH TEMPO	0	0	0	0	0
2081	Pinjaman Pada Bank Jatuh Tempo	0	0	0	0	0
2082	Pinjaman Pada Lembaga Keuangan Jatuh Tempo	0	0	0	0	0
2083	Pinjaman Pada Pihak Ketiga Jatuh Tempo	0	0	0	0	0
2084	Hutang Leasing Jatuh Tempo	0	0	0	0	0
2085	Obligasi Jatuh Tempo	0	0	0	0	0
2090	WESEL BAYAR	0	0	0	0	0
2091	Wesel Bayar	0	0	0	0	0
2100	UANG MUKA PENJUALAN	(566,631,832)	523,977,015	832,201,644	(874,856,461)	(308,224,629)
2101	Uang Muka Penjualan	(566,631,832)	523,977,015	832,201,644	(874,856,461)	(308,224,629)
2140	HUTANG ASURANSI	0	0	0	0	0
2141	Hutang Premi Asuransi THT / JHT	0	0	0	0	0
2142	Hutang Asuransi Jamsostek	0	0	0	0	0
2143	Hutang Asuransi lainnya	0	0	0	0	0
2150	HUTANG PAJAK	(279,278,501)	1,985,135,330	1,705,856,829	0	279,278,501
2160	Hutang PPh	(63,027,928)	1,024,328,598	961,300,670	0	63,027,928
2161	- Hutang PPh Pasal 4 ayat 2 Final	0	0	0	0	0
2162	- Hutang PPh Pasal 21	(39,772,166)	911,132,895	871,360,729	0	39,772,166
2163	- Hutang PPh Pasal 23 Wapu	(23,255,762)	113,195,703	89,939,941	0	23,255,762
2164	- Hutang PPh Pasal 26 Wapu	0	0	0	0	0
2165	- Hutang PPh Pasal 29 Badan	0	0	0	0	0
2166	- Hutang PPh Pasal 21 (Non NPWP)	0	0	0	0	0
2170	Hutang PPN	(216,250,573)	960,806,732	744,556,159	0	216,250,573
2171	Hutang PPN Keluaran	(128,348,630)	773,011,669	644,663,039	0	128,348,630
2172	- Hutang PPN Impor (Pemanfaatan JKP)	0	0	0	0	0
2173	Hutang PPN Masukan Wapu PMK-85	(87,901,943)	187,795,063	99,893,120	0	87,901,943
2190	Hutang Pajak Lainnya	0	0	0	0	0

SUCO FIND O - CAB. PALEMBANG
LAP ORAN NERACA DETAIL
Current Per iod: DESEMBER-2012
Date: 23-MAY-14 09:46:04
Page: 9

curr ency IDR
Pus at Kegiatan=20 (CAB. PALEMBANG)

U R A I A N	SALDO AWAL	DEBET	KREDIT	SALDO AKHIR	MUTASI	
2191	Hutang Pajak lainnya	0	0	0	0	0
2230	HUTANG LANCAR LAINNYA	176,221,634	129,484,048	305,705,682	0	-176,221,634
2231	Hutang Dividen	0	0	0	0	0
2232	Hutang Gratifikasi /Tantiem	0	0	0	0	0
2233	Hutang PKBL	0	0	0	0	0
2234	Hutang Koperasi Pegawai	176,221,634	113,694,048	289,915,682	0	-176,221,634
2235	Hutang Serikat Pekerja / Perindo	0	15,790,000	15,790,000	0	0
2236	Hutang Jaminan Jangka Pendek / Deposit	0	0	0	0	0
2237	Hutang Assosiasi	0	0	0	0	0
2238	Hutang KSO	0	0	0	0	0
2239	Hutang LainLain	0	0	0	0	0
2250	PENDAPATAN DITERIMA DIMUKA	(44,032,500)	7,338,750	0	(36,693,750)	7,338,750
2251	Sewa/Service Charge Diterima Dimuka	(44,032,500)	7,338,750	0	(36,693,750)	7,338,750
2252	Bunga Diterima Dimuka	0	0	0	0	0
2253	Pendapatan Lain Diterima Dimuka	0	0	0	0	0
2300	BIAYA MASIH HARUS DIBAYAR	(326,007,357)	603,076,614	421,619,257	(144,550,000)	181,457,357
2310	Biaya Pegawai Masih Harus Dibayar	(126,073,621)	481,504,521	355,430,900	0	126,073,621
2311	Biaya Gaji / Tunjangan MHD	0	355,430,900	355,430,900	0	0
2312	Biaya Tunjangan Tahunan THR/Cuti MHD	(126,073,621)	126,073,621	0	0	126,073,621

2313	Biaya UPF MHD	0	0	0	0	0
2314	Biaya Asuransi THT / JHT MHD	0	0	0	0	0
2315	Biaya Insentif	0	0	0	0	0
2316	Biaya Pegawai lainnya MHD	0	0	0	0	0
2320	Biaya Operasional Masih Harus Dibayar	(54,325,000)	15,963,357	46,188,357	(84,550,000)	(30,225,000)
2321	Biaya Bahan Operasi MHD	0	15,963,357	40,963,357	(25,000,000)	(25,000,000)
2322	Biaya Event Organizer MHD	0	0	0	0	0
2323	Biaya Sub Kont. MHD	0	0	0	0	0
2324	Biaya Konsultans, Konsultansi / Ekspert	0	0	0	0	0
2325	Biaya Out Sourcing MHD	0	0	0	0	0
2326	Biaya Kerjasama Operasi MHD	0	0	0	0	0
2327	Biaya Perlengkapan Kerja	(54,325,000)	0	5,225,000	(59,550,000)	(5,225,000)
2328	Biaya Pas Pelabuhan / Bandara	0	0	0	0	0
2329	Biaya Handling	0	0	0	0	0
2330	Biaya Ekstra Fooding	0	0	0	0	0
2331	Biaya Laboratorium Ekstern	0	0	0	0	0
2332	Biaya Pajak Final	0	0	0	0	0
2333	Biaya Analisa Laboratorium MHD	0	0	0	0	0
2350	Biaya Fasilitas Masih Harus Dibayar	(40,000,000)	0	20,000,000	(60,000,000)	(20,000,000)
2351	Biaya Perawatan MHD	(40,000,000)	0	20,000,000	(60,000,000)	(20,000,000)
2352	Biaya Sewa MHD	0	0	0	0	0
2353	Biaya Listrik / Air / Gas / Telepon MH	0	0	0	0	0
2360	Biaya Lainnya Masih Harus Dibayar	(105,608,736)	105,608,736	0	0	105,608,736
2361	Biaya Kantor MHD	0	0	0	0	0
2362	Biaya Diklat MHD	0	0	0	0	0
2363	Biaya Penelitian / Pengembangan MHD	0	0	0	0	0
2364	Biaya Promosi MHD	0	0	0	0	0
2365	Biaya Umum MHD	(105,608,736)	105,608,736	0	0	105,608,736
2366	Biaya Tender / Lelang / Kontrak	0	0	0	0	0
2367	Biaya Canvassing	0	0	0	0	0

SUCO FIND O - CAB. PALEMBANG
LAP ORAN NERACA DETAIL
Current Per Iod: DESEMBER-2012

Date: 23-MAY-14 09:46:04
Page: 10

curr ency IDR
Pusat Kegiatan=20 (CAB. PALEMBANG)

U R A I A N	SALDO AWAL	DEBET	KREDIT	SALDO AKHIR	MUTASI	
2368	Biaya Potongan / Diskon / Komisi	0	0	0	0	0
2369	Biaya Retensi / Klaim	0	0	0	0	0
2370	Biaya Penyerahan	0	0	0	0	0
2400	KEWAJIBAN JANGKA PANJANG	0	0	0	0	0
2410	PINJAMAN JANGKA PANJANG	0	0	0	0	0
2411	Pinjaman Bank Jangka Panjang	0	0	0	0	0
2412	Pinjaman Lembaga Keuangan Jangka Panjang	0	0	0	0	0
2413	Pinjaman Pihak Ketiga Jangka Panjang	0	0	0	0	0
2420	HUTANG SURAT BERTAHAP	0	0	0	0	0
2421	Hutang Obligasi	0	0	0	0	0
2422	Hutang Hipotek	0	0	0	0	0
2423	Hutang Wesel Jangka Panjang	0	0	0	0	0
2430	HUTANG JANGKA PANJANG LAINNYA	0	0	0	0	0
2431	Hutang Leasing	0	0	0	0	0
2432	Jaminan / Deposit Jangka Panjang	0	0	0	0	0
2433	Dana Pesangon Direksi/Dekom	0	0	0	0	0
2434	Dana Pesangon / Uang Jasa Pegawai	0	0	0	0	0
2435	Hutang Premi Asuransi Jangka Panjang	0	0	0	0	0
2436	Dana Retensi	0	0	0	0	0
2437	- PSAK 24	0	0	0	0	0
2500	KEWAJIBAN LAINNYA	0	0	0	0	0
2501	Selisi kurs Devaluasi ditangguhkan	0	0	0	0	0
2520	HAK MINORITAS	0	0	0	0	0
2521	Hak Minoritas	0	0	0	0	0
2530	KEWAJIBAN PAJAK TANGGUHAN	0	0	0	0	0
2531	Kewajiban Pajak Tangguhan	0	0	0	0	0
2600	EKUITAS	(9,584,659,025)	17,605,265,074	14,894,800,671	(6,874,194,622)	2,710,464,403
2610	MODAL DISETOR	0	0	0	0	0
2611	Modal Saham Ditetor	0	0	0	0	0
2612	Modal Donasi	0	0	0	0	0
2613	Agio Saham	0	0	0	0	0
2620	CADANGAN	0	0	0	0	0
2621	Cadangan Umum	0	0	0	0	0
2622	Cadangan Bertujuan	0	0	0	0	0
2630	SELISIH PENILAIAN KEMBALI AKTIVA TETAP	0	0	0	0	0
2631	Selisih Penilaian Kembali Aktiva Tetap	0	0	0	0	0
2650	SALDO LABA/RUGI DITAHAN	(9,584,659,025)	17,605,265,074	14,894,800,671	(6,874,194,622)	2,710,464,403
2651	Saldo Laba/Rugi tahun Lalu	0	0	0	0	0
2652	Saldo Laba/Rugi tahun Berjalan	(9,584,659,025)	17,605,265,074	14,894,800,671	(6,874,194,622)	2,710,464,403
2660	SELISIH TRANSLASI LAPORAN	0	0	0	0	0
2661	Selisih Translasi Laporan	0	0	0	0	0
2670	CADANGAN PENGGUNAAN ANGGARAN	0	0	0	0	0
2671	Cadangan Penggunaan Anggaran	0	0	0	0	0
2700	TRANSAKSI ANTAR UNIT KERJA / RK	(15,978,145,210)	2,951,451,781	6,179,519,459	(19,206,212,888)	(3,228,067,678)
2701	Transaksi Antar Unit Kerja / RK	(15,978,145,210)	2,951,451,781	6,179,519,459	(19,206,212,888)	(3,228,067,678)

currency IDR
 Pusat Kegiatan=20 (CAB. PALEMBANG)

U R A I A N	ANGGARAN	ANGGAF	ANGGA	ANGGARA	RAELISASI	REALISASI	% TASE	REALISASI	% TASE	REALISASI
	FLEXIBEL/RKAS, BULAN INI (A)	FLEXIBEL/ S.D BULA (B)	STATIS / I BULAN (C)	STATIS / RKAP S.D BULAN I (D)	BULAN INI (E)	S.D BULAN INI (F)	THD ANGI BULAN INI (G=E/A)	FLEXIBEL S.D BUL (H=F/B)	THD ANGI BULAN INI (I=E/C)	STATIS S.D BULAN (J=F/D)
TOTAL PENDAPATAN	0	0	0	0	-2,372,924,904	-42,318,967,791	n/m	n/m	n/m	n/m
TOTAL BIAYA	0	0	0	0	5,083,389,307	35,444,773,169	n/m	n/m	n/m	n/m
1. PENDAPATAN OPERASI	0	0	0	0	-2,372,038,925	-41,765,048,412	n/m	n/m	n/m	n/m
2. BIAYA OPERASI	0	0	0	0	4,606,327,645	33,051,286,781	n/m	n/m	n/m	n/m
- Biaya Operasi Langsung	0	0	0	0	4,904,945,786	29,038,323,520	n/m	n/m	n/m	n/m
- Biaya Operasi Tidak Langsung	0	0	0	0	-298,618,141	4,012,963,261	n/m	n/m	n/m	n/m
3. LABA OPERASI	0	0	0	0	2,234,288,720	-8,713,761,631	n/m	n/m	n/m	n/m
4. BIAYA USAHA	0	0	0	0	355,066,146	2,205,983,524	n/m	n/m	n/m	n/m
- Biaya Sustaining	0	0	0	0	0	0	n/m	n/m	n/m	n/m
- Biaya Pemesaran	0	0	0	0	2,500,000	39,414,582	n/m	n/m	n/m	n/m
- Biaya Administrasi	0	0	0	0	352,566,146	2,166,568,942	n/m	n/m	n/m	n/m
- Biaya Pengembangan	0	0	0	0	0	0	n/m	n/m	n/m	n/m
5. LABA KOTOR USAHA	0	0	0	0	2,589,354,866	-6,507,778,107	n/m	n/m	n/m	n/m
- Pendapatan Lain-lain	0	0	0	0	-885,979	-553,919,379	n/m	n/m	n/m	n/m
- Biaya Lain-lain	0	0	0	0	121,995,516	187,502,864	n/m	n/m	n/m	n/m
6. LABA/RUGI PEND&BY SBL KOMPREHENSIF	0	0	0	0	2,710,464,403	-6,874,194,622	n/m	n/m	n/m	n/m
- Komprehensif	0	0	0	0	0	0	n/m	n/m	n/m	n/m
7. LABA / RUGI SEBELUM PENYERTAAN	0	0	0	0	2,710,464,403	-6,874,194,622	n/m	n/m	n/m	n/m
- Pendapatan Penyertaan	0	0	0	0	0	0	n/m	n/m	n/m	n/m
- Rugi Penyertaan	0	0	0	0	0	0	n/m	n/m	n/m	n/m
8. LABA SEBELUM PAJAK KINI	0	0	0	0	2,710,464,403	-6,874,194,622	n/m	n/m	n/m	n/m
- Pajak Kini	0	0	0	0	0	0	n/m	n/m	n/m	n/m
9. LABA SEBELUM PAJAK TANGGUHAN	0	0	0	0	2,710,464,403	-6,874,194,622	n/m	n/m	n/m	n/m
- Pajak Tangguhan	0	0	0	0	0	0	n/m	n/m	n/m	n/m
10. LABA SETELAH PAJAK	0	0	0	0	2,710,464,403	-6,874,194,622	n/m	n/m	n/m	n/m
PENDAPATAN OPERASI	0	0	0	0	-2,372,038,925	-41,765,048,412	n/m	n/m	n/m	n/m
- Government 1	0	0	0	0	0	0	n/m	n/m	n/m	n/m
- Government 2	0	0	0	0	0	-111,507,000	n/m	n/m	n/m	n/m
- Komoditi & Solusi Perdagangan	0	0	0	0	-2,374,204,812	-9,231,471,799	n/m	n/m	n/m	n/m
- Migas	0	0	0	0	-367,688,726	-17,423,286,611	n/m	n/m	n/m	n/m
- Industri	0	0	0	0	0	-1,318,465,682	n/m	n/m	n/m	n/m
- Mineral & Batubara	0	0	0	0	-1,738,512,897	-13,490,112,365	n/m	n/m	n/m	n/m
- Sertifikasi & Eco Framework	0	0	0	0	2,118,306,250	-1,733,577,462	n/m	n/m	n/m	n/m
- Laboratorium	0	0	0	0	-2,600,000	1,808,966,857	n/m	n/m	n/m	n/m
- Property	0	0	0	0	-7,338,750	-265,594,350	n/m	n/m	n/m	n/m
- Lainnya	0	0	0	0	0	0	n/m	n/m	n/m	n/m
BIAYA OPERASI	0	0	0	0	4,606,327,645	33,051,286,781	n/m	n/m	n/m	n/m
A. BIAYA OPERASI LANGSUNG	0	0	0	0	4,904,945,786	29,038,323,520	n/m	n/m	n/m	n/m
1. Biaya Operasi Langsung Per SBU	0	0	0	0	4,904,945,786	29,038,323,520	n/m	n/m	n/m	n/m
- Government 1	0	0	0	0	20,149,000	42,094,400	n/m	n/m	n/m	n/m
- Government 2	0	0	0	0	0	0	n/m	n/m	n/m	n/m
- Komoditi & Solusi Perdagangan	0	0	0	0	510,621,576	2,917,323,055	n/m	n/m	n/m	n/m
- Migas	0	0	0	0	2,550,562,352	11,657,223,370	n/m	n/m	n/m	n/m
- Industri	0	0	0	0	124,729,139	448,974,542	n/m	n/m	n/m	n/m
- Mineral & Batubara	0	0	0	0	936,747,497	6,210,246,486	n/m	n/m	n/m	n/m
- Sertifikasi & Eco Framework	0	0	0	0	553,409,836	1,662,692,000	n/m	n/m	n/m	n/m
- Laboratorium	0	0	0	0	0	41,801,018	n/m	n/m	n/m	n/m
- Property	0	0	0	0	86,090,665	147,895,990	n/m	n/m	n/m	n/m
- Lainnya	0	0	0	0	122,635,721	5,909,172,659	n/m	n/m	n/m	n/m
2. Biaya Operasi Langsung Per Direktorat	0	0	0	0	4,904,945,786	29,038,323,520	n/m	n/m	n/m	n/m
- Biaya Operasi Langsung Komersial 1	0	0	0	0	0	0	n/m	n/m	n/m	n/m
- Biaya Operasi Langsung Komersial 2	0	0	0	0	4,904,945,786	29,038,323,520	n/m	n/m	n/m	n/m
- Biaya Operasi Langsung Komersial 3	0	0	0	0	0	0	n/m	n/m	n/m	n/m
3. Biaya Operasi Langsung Per Biaya	0	0	0	0	4,904,945,786	29,038,323,520	n/m	n/m	n/m	n/m
- Biaya Pegawai	0	0	0	0	1,392,407,771	7,184,560,467	n/m	n/m	n/m	n/m
- Biaya Tenaga Ahli	0	0	0	0	176,131,041	1,070,872,599	n/m	n/m	n/m	n/m
- Biaya Perjalanan Dinas	0	0	0	0	271,693,727	2,375,614,112	n/m	n/m	n/m	n/m
- Biaya Operasional	0	0	0	0	2,380,073,781	13,359,080,507	n/m	n/m	n/m	n/m
- Beban Fasilitas & Property Intern Ekstern	0	0	0	0	438,407,553	2,981,986,381	n/m	n/m	n/m	n/m
- Biaya Penyusutan & Amortisasi	0	0	0	0	110,505,933	1,272,666,706	n/m	n/m	n/m	n/m
- Biaya Kantor & Diklat	0	0	0	0	82,634,802	731,977,774	n/m	n/m	n/m	n/m
- Biaya Promosi	0	0	0	0	0	0	n/m	n/m	n/m	n/m
- Biaya Umum	0	0	0	0	53,091,178	61,564,978	n/m	n/m	n/m	n/m
B. BIAYA OPERASI TAK LANGSUNG	0	0	0	0	-298,618,141	4,012,963,261	n/m	n/m	n/m	n/m
1. Biaya Operasi Tdk Langsung per Direktorat	0	0	0	0	-298,618,141	4,012,963,261	n/m	n/m	n/m	n/m
- Biaya Operasi Tdk Langsung Komersial 1	0	0	0	0	0	0	n/m	n/m	n/m	n/m
- Biaya Operasi Tdk Langsung Komersial 2	0	0	0	0	0	0	n/m	n/m	n/m	n/m
- Biaya Operasi Tdk Langsung Komersial 3	0	0	0	0	0	0	n/m	n/m	n/m	n/m
- Biaya Bidang Penjualan dan Dukungan Operasi	0	0	0	0	237,268,278	2,739,758,387	n/m	n/m	n/m	n/m
- Biaya Quality Manajemen Perusahaan & HSE	0	0	0	0	0	750,000	n/m	n/m	n/m	n/m
- Biaya Operasi Tidak Langsung Lainnya	0	0	0	0	-535,886,419	1,272,454,874	n/m	n/m	n/m	n/m
2. Biaya Operasi Tidak Langsung per Biaya	0	0	0	0	-298,618,141	4,012,963,261	n/m	n/m	n/m	n/m
- Beban Pegawai	0	0	0	0	480,603,757	2,155,138,797	n/m	n/m	n/m	n/m
- Beban Tenaga Ahli	0	0	0	0	0	0	n/m	n/m	n/m	n/m
- Beban Perjalanan Dinas	0	0	0	0	8,215,500	168,837,558	n/m	n/m	n/m	n/m
- Beban Operasional	0	0	0	0	0	157,165,369	n/m	n/m	n/m	n/m
- Beban Fasilitas & Property Intern Ekstern	0	0	0	0	74,738,584	1,193,089,373	n/m	n/m	n/m	n/m
- Beban Penyusutan & Amortisasi	0	0	0	0	74,768,682	563,906,651	n/m	n/m	n/m	n/m
- Beban Kantor & Diklat	0	0	0	0	-958,973,871	-767,559,192	n/m	n/m	n/m	n/m
- Beban Promosi	0	0	0	0	0	25,034,836	n/m	n/m	n/m	n/m
- Beban Umum	0	0	0	0	22,029,207	517,349,869	n/m	n/m	n/m	n/m
BIAYA USAHA	0	0	0	0	355,066,146	2,205,983,524	n/m	n/m	n/m	n/m
A. BIAYA SUSTAINING	0	0	0	0	0	0	n/m	n/m	n/m	n/m
- Beban Sustaining Direct	0	0	0	0	0	0	n/m	n/m	n/m	n/m
- Beban Sustaining Indirect	0	0	0	0	0	0	n/m	n/m	n/m	n/m

B. BIAYA PEMASARAN	0	0	0	0	2,500,000	39,414,582	n/m	n/m	n/m	n/m
- Beban Pegawai	0	0	0	0	0	425,100	n/m	n/m	n/m	n/m
- Beban Tenaga Ahli	0	0	0	0	0	0	n/m	n/m	n/m	n/m
- Beban Perjalanan Dinas	0	0	0	0	0	2,053,000	n/m	n/m	n/m	n/m
- Beban Operasional & Penjualan	0	0	0	0	0	0	n/m	n/m	n/m	n/m
- Beban Fasilitas & Property Intern Ekstern	0	0	0	0	0	0	n/m	n/m	n/m	n/m
- Beban Penyusutan & Amortisasi	0	0	0	0	0	0	n/m	n/m	n/m	n/m
- Beban Kantor & Diklat	0	0	0	0	0	4,532,830	n/m	n/m	n/m	n/m
- Beban Promosi	0	0	0	0	2,500,000	2,500,000	n/m	n/m	n/m	n/m
- Beban Umum	0	0	0	0	0	29,903,652	n/m	n/m	n/m	n/m
C. BIAYA ADMINISTRASI & UMUM	0	0	0	0	352,566,146	2,166,568,942	n/m	n/m	n/m	n/m
- Beban Pegawai	0	0	0	0	177,524,655	1,448,608,708	n/m	n/m	n/m	n/m
- Beban Tenaga Ahli	0	0	0	0	0	0	n/m	n/m	n/m	n/m
- Beban Perjalanan Dinas	0	0	0	0	6,779,850	60,534,250	n/m	n/m	n/m	n/m
- Beban Operasional	0	0	0	0	0	0	n/m	n/m	n/m	n/m
- Beban Fasilitas & Property Intern Ekstern	0	0	0	0	32,360,969	363,269,857	n/m	n/m	n/m	n/m
- Beban Penyusutan & Amortisasi	0	0	0	0	4,967,318	65,541,351	n/m	n/m	n/m	n/m
- Beban Kantor & Diklat	0	0	0	0	5,588,783	89,062,867	n/m	n/m	n/m	n/m
- Beban Promosi	0	0	0	0	0	0	n/m	n/m	n/m	n/m
- Beban Umum	0	0	0	0	25,334,571	139,551,909	n/m	n/m	n/m	n/m
D. BIAYA PENGEMBANGAN	0	0	0	0	0	0	n/m	n/m	n/m	n/m
- Beban Pegawai	0	0	0	0	0	0	n/m	n/m	n/m	n/m
- Beban Tenaga Ahli	0	0	0	0	0	0	n/m	n/m	n/m	n/m
- Beban Perjalanan Dinas	0	0	0	0	0	0	n/m	n/m	n/m	n/m
- Beban Operasional	0	0	0	0	0	0	n/m	n/m	n/m	n/m
- Beban Fasilitas & Property Intern Ekstern	0	0	0	0	0	0	n/m	n/m	n/m	n/m
- Beban Penyusutan & Amortisasi	0	0	0	0	0	0	n/m	n/m	n/m	n/m
- Beban Kantor & Diklat	0	0	0	0	0	0	n/m	n/m	n/m	n/m
- Beban Promosi	0	0	0	0	0	0	n/m	n/m	n/m	n/m
- Beban Umum	0	0	0	0	0	0	n/m	n/m	n/m	n/m
PENDAPATAN & BIAYA LAIN-LAIN DILUAR USAHA	0	0	0	0	121,109,537	-366,416,515	n/m	n/m	n/m	n/m
PENDAPATAN LAIN-LAIN DILUAR USAHA	0	0	0	0	-885,979	-553,919,379	n/m	n/m	n/m	n/m
- Bunga Deposito	0	0	0	0	0	0	n/m	n/m	n/m	n/m
- Jasa Giro	0	0	0	0	-89,467	-1,449,703	n/m	n/m	n/m	n/m
- Hasil Penjualan Aktiva	0	0	0	0	0	0	n/m	n/m	n/m	n/m
- Hasil Investasi Non Asset	0	0	0	0	0	0	n/m	n/m	n/m	n/m
- Pendapatan KSO	0	0	0	0	0	0	n/m	n/m	n/m	n/m
- Dividen	0	0	0	0	0	0	n/m	n/m	n/m	n/m
- Bunga Pinjaman	0	0	0	0	0	0	n/m	n/m	n/m	n/m
- Penerimaan Piutang Macet	0	0	0	0	0	0	n/m	n/m	n/m	n/m
- Pendapatan Hadging	0	0	0	0	0	0	n/m	n/m	n/m	n/m
- Laba Selisih Kurs	0	0	0	0	-796,512	-552,469,676	n/m	n/m	n/m	n/m
- Selisih Lebih Kas / Bank	0	0	0	0	0	0	n/m	n/m	n/m	n/m
- Pendapatan Sewa	0	0	0	0	0	0	n/m	n/m	n/m	n/m
- Pendapatan Klaim / Denda	0	0	0	0	0	0	n/m	n/m	n/m	n/m
- Pendapatan lainnya	0	0	0	0	0	0	n/m	n/m	n/m	n/m
BEBAN LAIN-LAIN DILUAR USAHA	0	0	0	0	121,995,516	187,502,864	n/m	n/m	n/m	n/m
- Biaya Bunga Pinjaman	0	0	0	0	0	0	n/m	n/m	n/m	n/m
- Biaya Pinjaman	0	0	0	0	0	0	n/m	n/m	n/m	n/m
- Rugi Penjualan Aktiva	0	0	0	0	0	0	n/m	n/m	n/m	n/m
- Rugi Penghentian Aktiva	0	0	0	0	0	0	n/m	n/m	n/m	n/m
- Rugi Investasi Non Asset	0	0	0	0	0	0	n/m	n/m	n/m	n/m
- Rugi KSO	0	0	0	0	0	0	n/m	n/m	n/m	n/m
- Biaya Klaim	0	0	0	0	0	0	n/m	n/m	n/m	n/m
- Rugi Selisih Kurs	0	0	0	0	1	65,507,349	n/m	n/m	n/m	n/m
- Selisih Kurang Kas / Bank	0	0	0	0	0	0	n/m	n/m	n/m	n/m
- Kerugian Hadging	0	0	0	0	0	0	n/m	n/m	n/m	n/m
- Denda Administrasi	0	0	0	0	0	0	n/m	n/m	n/m	n/m
- Biaya Lainnya	0	0	0	0	121,995,515	121,995,515	n/m	n/m	n/m	n/m
KOMPREHENSIF	0	0	0	0	0	0	n/m	n/m	n/m	n/m
- Selisih kurs karena Penjabaran Lap. Keu. Mata Uang Asing	0	0	0	0	0	0	n/m	n/m	n/m	n/m
- Asset Keuangan Tersedia Untuk Dijual	0	0	0	0	0	0	n/m	n/m	n/m	n/m
- Lindung Nilai Arus Kas	0	0	0	0	0	0	n/m	n/m	n/m	n/m
- Keuntungan Revaluasi Aktiva Tetap	0	0	0	0	0	0	n/m	n/m	n/m	n/m
- Untung/Rugi Aktuarial Dari Pensiun Manfaat Pasti	0	0	0	0	0	0	n/m	n/m	n/m	n/m
- Bag. Pendapatan Komprehensif Lain Dari Entitas Asosiasi	0	0	0	0	0	0	n/m	n/m	n/m	n/m
- Pajak Penghasilan Terkait	0	0	0	0	0	0	n/m	n/m	n/m	n/m
KEUNTUNGAN / KERUGIAN PENYERTAAN	0	0	0	0	0	0	n/m	n/m	n/m	n/m
- Pendapatan Penyertaan	0	0	0	0	0	0	n/m	n/m	n/m	n/m
- Rugi Penyertaan	0	0	0	0	0	0	n/m	n/m	n/m	n/m
PAJAK KINI	0	0	0	0	0	0	n/m	n/m	n/m	n/m
- Pajak Kini	0	0	0	0	0	0	n/m	n/m	n/m	n/m
PAJAK TANGGUHAN	0	0	0	0	0	0	n/m	n/m	n/m	n/m
- Pendapatan Pajak Tangguhan	0	0	0	0	0	0	n/m	n/m	n/m	n/m
- Biaya Pajak Tangguhan	0	0	0	0	0	0	n/m	n/m	n/m	n/m

SUCOFINDO - CAB. PALEMBANG

LAPORAN LABA RUGI

Current Period: DESEMBER-2012

Date: 23-MAY-14 09:45:15

currency IDR

Pusat Kegiatan=20 (CAB. PALEMBANG), Cabang=11 (Palembang)

URAIAN	ANGGARAN	ANGGAJ	ANGGA	ANGGARA	RAELISASI	REALISASI	% TASE	REALISASI	% TASE	REALISASI
	FLEXIBEL/RKAS,	FLEXIBEL/	STATIS / I	STATIS / RKAP	BULAN INI	S. D BULAN INI	THD ANG	FLEXIBEL	THD ANG	STATIS
	BULAN INI	S. D BULA	BULAN	S. D BULAN I	(E)	(F)	BULAN INI	S. D BUL	BULAN INI	S. D BULAN
(A)	(B)	(C)	(D)	(E)	(F)	(G = E/A)	(H = F/B)	(I = E/C)	(J = F/D)	
TOTAL PENDAPATAN	0	0	0	0	-2,235,456,156	-41,037,374,536	n/m	n/m	n/m	n/m
TOTAL BIAYA	0	0	0	0	4,660,330,146	33,720,526,412	n/m	n/m	n/m	n/m
1. PENDAPATAN OPERASI	0	0	0	0	-2,234,570,177	-40,483,455,157	n/m	n/m	n/m	n/m
2. BIAYA OPERASI	0	0	0	0	4,305,158,999	31,508,392,821	n/m	n/m	n/m	n/m
- Biaya Operasi Langsung	0	0	0	0	4,672,298,147	27,796,017,901	n/m	n/m	n/m	n/m
- Biaya Operasi Tidak Langsung	0	0	0	0	-367,139,148	3,712,374,920	n/m	n/m	n/m	n/m
3. LABA OPERASI	0	0	0	0	2,070,588,822	-8,975,062,336	n/m	n/m	n/m	n/m
4. BIAYA USAHA	0	0	0	0	355,171,146	2,146,626,242	n/m	n/m	n/m	n/m

- Biaya Sustanning	0	0	0	0	0	0	n/m	n/m	n/m	n/m
- Biaya Pemasaran	0	0	0	0	2,500,000	9,510,930	n/m	n/m	n/m	n/m
- Biaya Administrasi	0	0	0	0	352,671,146	2,137,115,312	n/m	n/m	n/m	n/m
- Biaya Pengembangan	0	0	0	0	0	0	n/m	n/m	n/m	n/m
5. LABA KOTOR USAHA	0	0	0	0	2,425,759,968	-6,828,436,094	n/m	n/m	n/m	n/m
- Pendapatan Lain-lain	0	0	0	0	-885,979	-553,919,379	n/m	n/m	n/m	n/m
- Biaya Lain-lain	0	0	0	0	1	65,507,349	n/m	n/m	n/m	n/m
6. LABA/RUGI PEND&BY SBL KOMPREHENSIF	0	0	0	0	2,424,873,990	-7,316,848,124	n/m	n/m	n/m	n/m
- Komprehensif	0	0	0	0	0	0	n/m	n/m	n/m	n/m
7. LABA / RUGI SEBELUM PENYERTAAN	0	0	0	0	2,424,873,990	-7,316,848,124	n/m	n/m	n/m	n/m
- Pendapatan Penyertaan	0	0	0	0	0	0	n/m	n/m	n/m	n/m
- Rugi Penyertaan	0	0	0	0	0	0	n/m	n/m	n/m	n/m
8. LABA SEBELUM PAJAK KINI	0	0	0	0	2,424,873,990	-7,316,848,124	n/m	n/m	n/m	n/m
- Pajak Kini	0	0	0	0	0	0	n/m	n/m	n/m	n/m
9. LABA SEBELUM PAJAK TANGGUHAN	0	0	0	0	2,424,873,990	-7,316,848,124	n/m	n/m	n/m	n/m
- Pajak Tangguhan	0	0	0	0	0	0	n/m	n/m	n/m	n/m
10. LABA SETELAH PAJAK	0	0	0	0	2,424,873,990	-7,316,848,124	n/m	n/m	n/m	n/m
PENDAPATAN OPERASI	0	0	0	0	-2,234,570,177	-40,483,455,157	n/m	n/m	n/m	n/m
- Government 1	0	0	0	0	0	0	n/m	n/m	n/m	n/m
- Government 2	0	0	0	0	0	-111,507,000	n/m	n/m	n/m	n/m
- Komoditi & Solusi Perdagangan	0	0	0	0	-2,287,732,185	-8,185,901,339	n/m	n/m	n/m	n/m
- Migas	0	0	0	0	-367,688,726	-17,423,286,611	n/m	n/m	n/m	n/m
- Industri	0	0	0	0	0	-1,317,665,682	n/m	n/m	n/m	n/m
- Mineral & Batubara	0	0	0	0	-1,690,616,766	-13,257,989,570	n/m	n/m	n/m	n/m
- Sertifikasi & Eco Framework	0	0	0	0	2,121,406,250	-1,730,477,462	n/m	n/m	n/m	n/m
- Laboratorium	0	0	0	0	-2,600,000	1,808,966,857	n/m	n/m	n/m	n/m
- Property	0	0	0	0	-7,338,750	-265,594,350	n/m	n/m	n/m	n/m
- Lainnya	0	0	0	0	0	0	n/m	n/m	n/m	n/m
BIAYA OPERASI	0	0	0	0	4,305,158,999	21,508,392,821	n/m	n/m	n/m	n/m
A. BIAYA OPERASI LANGSUNG	0	0	0	0	4,672,298,147	27,796,017,901	n/m	n/m	n/m	n/m
1. Biaya Operasi Langsung Per SBU	0	0	0	0	4,672,298,147	27,796,017,901	n/m	n/m	n/m	n/m
- Government 1	0	0	0	0	20,149,000	42,094,400	n/m	n/m	n/m	n/m
- Government 2	0	0	0	0	0	0	n/m	n/m	n/m	n/m
- Komoditi & Solusi Perdagangan	0	0	0	0	450,906,919	3,173,413,817	n/m	n/m	n/m	n/m
- Migas	0	0	0	0	2,520,606,775	11,603,861,251	n/m	n/m	n/m	n/m
- Industri	0	0	0	0	124,729,139	448,974,542	n/m	n/m	n/m	n/m
- Mineral & Batubara	0	0	0	0	796,855,453	4,854,333,708	n/m	n/m	n/m	n/m
- Sertifikasi & Eco Framework	0	0	0	0	553,409,836	1,650,924,500	n/m	n/m	n/m	n/m
- Laboratorium	0	0	0	0	0	41,801,018	n/m	n/m	n/m	n/m
- Property	0	0	0	0	86,090,665	147,895,990	n/m	n/m	n/m	n/m
- Lainnya	0	0	0	0	119,550,360	5,831,818,675	n/m	n/m	n/m	n/m
2. Biaya Operasi Langsung Per Direktorat	0	0	0	0	4,672,298,147	27,796,017,901	n/m	n/m	n/m	n/m
- Biaya Operasi Langsung Komersial 1	0	0	0	0	0	0	n/m	n/m	n/m	n/m
- Biaya Operasi Langsung Komersial 2	0	0	0	0	4,672,298,147	27,796,017,901	n/m	n/m	n/m	n/m
- Biaya Operasi Langsung Komersial 3	0	0	0	0	0	0	n/m	n/m	n/m	n/m
3. Biaya Operasi Langsung Per Biaya	0	0	0	0	4,672,298,147	27,796,017,901	n/m	n/m	n/m	n/m
- Biaya Pegawai	0	0	0	0	1,223,612,551	6,376,911,413	n/m	n/m	n/m	n/m
- Biaya Tenaga Ahli	0	0	0	0	176,131,041	1,070,872,599	n/m	n/m	n/m	n/m
- Biaya Perjalanan Dinas	0	0	0	0	266,241,727	2,366,191,040	n/m	n/m	n/m	n/m
- Biaya Operasional	0	0	0	0	2,342,287,764	13,054,821,068	n/m	n/m	n/m	n/m
- Beban Fasilitas & Property Intern Ekstern	0	0	0	0	428,847,887	2,915,719,603	n/m	n/m	n/m	n/m
- Biaya Penyusutan & Amortisasi	0	0	0	0	107,420,572	1,244,898,505	n/m	n/m	n/m	n/m
- Biaya Kantor & Diklat	0	0	0	0	74,665,427	705,413,695	n/m	n/m	n/m	n/m
- Biaya Promosi	0	0	0	0	0	0	n/m	n/m	n/m	n/m
- Biaya Umum	0	0	0	0	53,091,178	61,189,978	n/m	n/m	n/m	n/m
B. BIAYA OPERASI TAK LANGSUNG	0	0	0	0	-367,139,148	3,712,374,920	n/m	n/m	n/m	n/m
1. Biaya Operasi Tdk Langsung per Direktorat	0	0	0	0	-367,139,148	3,712,374,920	n/m	n/m	n/m	n/m
- Biaya Operasi Tdk Langsung Komersial 1	0	0	0	0	0	0	n/m	n/m	n/m	n/m
- Biaya Operasi Tdk Langsung Komersial 2	0	0	0	0	0	0	n/m	n/m	n/m	n/m
- Biaya Operasi Tdk Langsung Komersial 3	0	0	0	0	0	0	n/m	n/m	n/m	n/m
- Biaya Bidang Penjualan dan Dukungan Operasi	0	0	0	0	237,268,278	2,678,388,532	n/m	n/m	n/m	n/m
- Biaya Quality Manajemen Perusahaan & HSE	0	0	0	0	0	0	n/m	n/m	n/m	n/m
- Biaya Operasi Tidak Langsung Lainnya	0	0	0	0	-604,407,426	1,033,986,388	n/m	n/m	n/m	n/m
2. Biaya Operasi Tidak Langsung per Biaya	0	0	0	0	-367,139,148	3,712,374,920	n/m	n/m	n/m	n/m
- Beban Pegawai	0	0	0	0	423,083,822	1,973,697,409	n/m	n/m	n/m	n/m
- Beban Tenaga Ahli	0	0	0	0	0	0	n/m	n/m	n/m	n/m
- Beban Perjalanan Dinas	0	0	0	0	7,135,500	166,080,558	n/m	n/m	n/m	n/m
- Beban Operasional	0	0	0	0	0	157,165,369	n/m	n/m	n/m	n/m
- Beban Fasilitas & Property Intern Ekstern	0	0	0	0	67,030,242	1,127,230,577	n/m	n/m	n/m	n/m
- Beban Penyusutan & Amortisasi	0	0	0	0	74,500,952	562,032,547	n/m	n/m	n/m	n/m
- Beban Kantor & Diklat	0	0	0	0	-960,548,871	-784,112,845	n/m	n/m	n/m	n/m
- Beban Promosi	0	0	0	0	0	25,034,836	n/m	n/m	n/m	n/m
- Beban Umum	0	0	0	0	21,659,207	485,246,469	n/m	n/m	n/m	n/m
BIAYA USAHA	0	0	0	0	355,171,146	2,146,626,242	n/m	n/m	n/m	n/m
A. BIAYA SUSTAINING	0	0	0	0	0	0	n/m	n/m	n/m	n/m
- Beban Sustaining Direct	0	0	0	0	0	0	n/m	n/m	n/m	n/m
- Beban Sustaining Indirect	0	0	0	0	0	0	n/m	n/m	n/m	n/m
B. BIAYA PEMASARAN	0	0	0	0	2,500,000	9,510,930	n/m	n/m	n/m	n/m
- Beban Pegawai	0	0	0	0	0	425,100	n/m	n/m	n/m	n/m
- Beban Tenaga Ahli	0	0	0	0	0	0	n/m	n/m	n/m	n/m
- Beban Perjalanan Dinas	0	0	0	0	0	2,053,000	n/m	n/m	n/m	n/m
- Beban Operasional & Penjualan	0	0	0	0	0	0	n/m	n/m	n/m	n/m
- Beban Fasilitas & Property Intern Ekstern	0	0	0	0	0	0	n/m	n/m	n/m	n/m
- Beban Penyusutan & Amortisasi	0	0	0	0	0	0	n/m	n/m	n/m	n/m
- Beban Kantor & Diklat	0	0	0	0	0	4,532,830	n/m	n/m	n/m	n/m
- Beban Promosi	0	0	0	0	2,500,000	2,500,000	n/m	n/m	n/m	n/m
- Beban Umum	0	0	0	0	0	0	n/m	n/m	n/m	n/m
C. BIAYA ADMINISTRASI & UMUM	0	0	0	0	352,671,146	2,137,115,312	n/m	n/m	n/m	n/m
- Beban Pegawai	0	0	0	0	277,639,655	1,421,130,078	n/m	n/m	n/m	n/m
- Beban Tenaga Ahli	0	0	0	0	0	0	n/m	n/m	n/m	n/m
- Beban Perjalanan Dinas	0	0	0	0	6,779,850	60,534,250	n/m	n/m	n/m	n/m
- Beban Operasional	0	0	0	0	0	0	n/m	n/m	n/m	n/m
- Beban Fasilitas & Property Intern Ekstern	0	0	0	0	32,360,969	361,394,857	n/m	n/m	n/m	n/m
- Beban Penyusutan & Amortisasi	0	0	0	0	4,967,318	65,541,351	n/m	n/m	n/m	n/m
- Beban Kantor & Diklat	0	0	0	0	5,588,783	88,962,867	n/m	n/m	n/m	n/m
- Beban Promosi	0	0	0	0	0	0	n/m	n/m	n/m	n/m
- Beban Umum	0	0	0	0	25,334,571	139,551,909	n/m	n/m	n/m	n/m
D. BIAYA PENGEMBANGAN	0	0	0	0	0	0	n/m	n/m	n/m	n/m
- Beban Pegawai	0	0	0	0	0	0	n/m	n/m	n/m	n/m

- Beban Tenaga Ahli	0	0	0	0	0	0	n/m	n/m	n/m	n/m
- Beban Perjalanan Dinas	0	0	0	0	0	0	n/m	n/m	n/m	n/m
- Beban Operasional	0	0	0	0	0	0	n/m	n/m	n/m	n/m
- Beban Fasilitas & Property Intern Ekstern	0	0	0	0	0	0	n/m	n/m	n/m	n/m
- Beban Penyusutan & Amortisasi	0	0	0	0	0	0	n/m	n/m	n/m	n/m
- Beban Kantor & Diklat	0	0	0	0	0	0	n/m	n/m	n/m	n/m
- Beban Promosi	0	0	0	0	0	0	n/m	n/m	n/m	n/m
- Beban Umum	0	0	0	0	0	0	n/m	n/m	n/m	n/m
PENDAPATAN & BIAYA LAIN-LAIN DILUAR USAHA	0	0	0	0	-885,978	-488,412,030	n/m	n/m	n/m	n/m
PENDAPATAN LAIN-LAIN DILUAR USAHA	0	0	0	0	-885,979	-553,919,379	n/m	n/m	n/m	n/m
- Bunga Deposito	0	0	0	0	0	0	n/m	n/m	n/m	n/m
- Jasa Giro	0	0	0	0	-89,467	-1,440,700	n/m	n/m	n/m	n/m
- Hasil Penjualan Aktiva	0	0	0	0	0	0	n/m	n/m	n/m	n/m
- Hasil Investasi Non Asset	0	0	0	0	0	0	n/m	n/m	n/m	n/m
- Pendapatan KSO	0	0	0	0	0	0	n/m	n/m	n/m	n/m
- Dividen	0	0	0	0	0	0	n/m	n/m	n/m	n/m
- Bunga Pinjaman	0	0	0	0	0	0	n/m	n/m	n/m	n/m
- Penerimaan Piutang Macet	0	0	0	0	0	0	n/m	n/m	n/m	n/m
- Pendapatan Hadging	0	0	0	0	0	0	n/m	n/m	n/m	n/m
- Laba Selisih kurs	0	0	0	0	-796,512	-552,469,676	n/m	n/m	n/m	n/m
- Selisih Lebih Kas / Bank	0	0	0	0	0	0	n/m	n/m	n/m	n/m
- Pendapatan Sewa	0	0	0	0	0	0	n/m	n/m	n/m	n/m
- Pendapatan Klaim / Denda	0	0	0	0	0	0	n/m	n/m	n/m	n/m
- Pendapatan lainnya	0	0	0	0	0	0	n/m	n/m	n/m	n/m
BEBAN LAIN-LAIN DILUAR USAHA	0	0	0	0	1	65,507,349	n/m	n/m	n/m	n/m
- Biaya Bunga Pinjaman	0	0	0	0	0	0	n/m	n/m	n/m	n/m
- Biaya Pinjaman	0	0	0	0	0	0	n/m	n/m	n/m	n/m
- Rugi Penjualan Aktiva	0	0	0	0	0	0	n/m	n/m	n/m	n/m
- Rugi Penghentian Aktiva	0	0	0	0	0	0	n/m	n/m	n/m	n/m
- Rugi Investasi Non Asset	0	0	0	0	0	0	n/m	n/m	n/m	n/m
- Rugi KSO	0	0	0	0	0	0	n/m	n/m	n/m	n/m
- Biaya Klaim	0	0	0	0	0	0	n/m	n/m	n/m	n/m
- Rugi Selisih kurs	0	0	0	0	1	65,507,349	n/m	n/m	n/m	n/m
- Selisih Kurang Kas / Bank	0	0	0	0	0	0	n/m	n/m	n/m	n/m
- Kerugian Hadging	0	0	0	0	0	0	n/m	n/m	n/m	n/m
- Denda Administrasi	0	0	0	0	0	0	n/m	n/m	n/m	n/m
- Biaya Lainnya	0	0	0	0	0	0	n/m	n/m	n/m	n/m
KOMPRESIF	0	0	0	0	0	0	n/m	n/m	n/m	n/m
- Selisih kurs karena Penjabaran Lap. Keu. Mata Uang Asing	0	0	0	0	0	0	n/m	n/m	n/m	n/m
- Asset Keuangan Tersedia Untuk Dijual	0	0	0	0	0	0	n/m	n/m	n/m	n/m
- Lindung Nilai Arus Kas	0	0	0	0	0	0	n/m	n/m	n/m	n/m
- Keuntungan Revaluasi Aktiva Tetap	0	0	0	0	0	0	n/m	n/m	n/m	n/m
- Untung/Rugi Aktuarial Dari Pensiun Manfaat Pasti	0	0	0	0	0	0	n/m	n/m	n/m	n/m
- Bag. Pendapatan Komprehensif Lain Dari Entitas Asosiasi	0	0	0	0	0	0	n/m	n/m	n/m	n/m
- Pajak Penghasilan Tertakl	0	0	0	0	0	0	n/m	n/m	n/m	n/m
KEUNTUNGAN / KERUGIAN PENYERTAAN	0	0	0	0	0	0	n/m	n/m	n/m	n/m
- Pendapatan Penyertaan	0	0	0	0	0	0	n/m	n/m	n/m	n/m
- Rugi Penyertaan	0	0	0	0	0	0	n/m	n/m	n/m	n/m
PALIAK KINI	0	0	0	0	0	0	n/m	n/m	n/m	n/m
- Pajak Kini	0	0	0	0	0	0	n/m	n/m	n/m	n/m
PALIAK TANGGUHAN	0	0	0	0	0	0	n/m	n/m	n/m	n/m
- Pendapatan Pajak Tangguhan	0	0	0	0	0	0	n/m	n/m	n/m	n/m
- Biaya Pajak Tangguhan	0	0	0	0	0	0	n/m	n/m	n/m	n/m

SUCOFINDO - CAB. PALEMBANG

LAPORAN LABA RUGI

Current Period: DESEMBER-2012

Date: 23-MAY-14 09:45:16

currency IDR

Pusat Kegiatan=20 (CAB. PALEMBANG), Cabang=12 (Pangkal Pinang)

U R A I A N	ANGGARAN	ANGGAJ	ANGGA	ANGGARA	RAELISASI	REALISASI	% TASE	REALISASI	% TASE	REALISASI
	FLEXIBEL/RKAS, (FLEXIBEL/	STATIS / I	STATIS / RKAP	BULAN INI	S.D BULAN INI	THD ANG	FLEXIBEL	THD ANK	STATIS
	BULAN INI	S.D BULA-	BULAN	S.D BULAN I	BULAN INI	S.D BULAN INI	BULAN INI	S.D BUL-	BULAN INI	S.D BULAN
	(A)	(B)	(C)	(D)	(E)	(F)	(G = E/A	(H = F/B	(I = E/C	(J = F/D)
TOTAL PENDAPATAN	0	0	0	0	-137,468,748	-1,281,593,255	n/m	n/m	n/m	n/m
TOTAL BIAYA	0	0	0	0	288,195,050	929,467,726	n/m	n/m	n/m	n/m
1. PENDAPATAN OPERASI	0	0	0	0	-137,468,748	-1,281,593,255	n/m	n/m	n/m	n/m
2. BIAYA OPERASI	0	0	0	0	166,304,535	749,989,929	n/m	n/m	n/m	n/m
- Biaya Operasi Langsung	0	0	0	0	110,950,106	546,250,226	n/m	n/m	n/m	n/m
- Biaya Operasi Tidak Langsung	0	0	0	0	55,354,429	203,739,703	n/m	n/m	n/m	n/m
3. LABA OPERASI	0	0	0	0	28,835,787	-531,603,326	n/m	n/m	n/m	n/m
4. BIAYA USAHA	0	0	0	0	-105,000	57,482,282	n/m	n/m	n/m	n/m
- Biaya Sustanning	0	0	0	0	0	0	n/m	n/m	n/m	n/m
- Biaya Pemasaran	0	0	0	0	0	29,903,652	n/m	n/m	n/m	n/m
- Biaya Administrasi	0	0	0	0	-105,000	27,578,630	n/m	n/m	n/m	n/m
- Biaya Pengembangan	0	0	0	0	0	0	n/m	n/m	n/m	n/m
5. LABA KOTOR USAHA	0	0	0	0	28,730,787	-474,121,044	n/m	n/m	n/m	n/m
- Pendapatan Lain-lain	0	0	0	0	0	0	n/m	n/m	n/m	n/m
- Biaya Lain-lain	0	0	0	0	121,995,515	121,995,515	n/m	n/m	n/m	n/m
6. LABA/RUGI PEND&BY SBL KOMPRESIF	0	0	0	0	150,726,302	-352,125,529	n/m	n/m	n/m	n/m
- Komprehensif	0	0	0	0	0	0	n/m	n/m	n/m	n/m
7. LABA / RUGI SEBELUM PENYERTAAN	0	0	0	0	150,726,302	-352,125,529	n/m	n/m	n/m	n/m
- Pendapatan Penyertaan	0	0	0	0	0	0	n/m	n/m	n/m	n/m
- Rugi Penyertaan	0	0	0	0	0	0	n/m	n/m	n/m	n/m
8. LABA SEBELUM PALIAK KINI	0	0	0	0	150,726,302	-352,125,529	n/m	n/m	n/m	n/m
- Pajak Kini	0	0	0	0	0	0	n/m	n/m	n/m	n/m
9. LABA SEBELUM PALIAK TANGGUHAN	0	0	0	0	150,726,302	-352,125,529	n/m	n/m	n/m	n/m
- Pajak Tangguhan	0	0	0	0	0	0	n/m	n/m	n/m	n/m
10. LABA SETELAH PALIAK	0	0	0	0	150,726,302	-352,125,529	n/m	n/m	n/m	n/m
PENDAPATAN OPERASI	0	0	0	0	-137,468,748	-1,281,593,255	n/m	n/m	n/m	n/m
- Government 1	0	0	0	0	0	0	n/m	n/m	n/m	n/m
- Government 2	0	0	0	0	0	0	n/m	n/m	n/m	n/m
- Komoditi & Solusi Perdagangan	0	0	0	0	-86,472,627	-1,045,570,460	n/m	n/m	n/m	n/m

- Migas	0	0	0	0	0	0	n/m	n/m	n/m	n/m
- Industri	0	0	0	0	0	-800,000	n/m	n/m	n/m	n/m
- Mineral & Batubara	0	0	0	0	-47,896,121	-232,122,795	n/m	n/m	n/m	n/m
- Sertifikasi & Eco Framework	0	0	0	0	-3,100,000	-3,100,000	n/m	n/m	n/m	n/m
- Laboratorium	0	0	0	0	0	0	n/m	n/m	n/m	n/m
- Property	0	0	0	0	0	0	n/m	n/m	n/m	n/m
- Lainnya	0	0	0	0	0	0	n/m	n/m	n/m	n/m
BIAYA OPERASI	0	0	0	0	166,304,535	749,989,329	n/m	n/m	n/m	n/m
A. BIAYA OPERASI LANGSUNG	0	0	0	0	110,950,106	546,250,226	n/m	n/m	n/m	n/m
1. Biaya Operasi Langsung Per SBU	0	0	0	0	110,950,106	546,250,226	n/m	n/m	n/m	n/m
- Government 1	0	0	0	0	0	0	n/m	n/m	n/m	n/m
- Government 2	0	0	0	0	0	0	n/m	n/m	n/m	n/m
- Komoditi & Solusi Perdagangan	0	0	0	0	59,714,657	286,650,085	n/m	n/m	n/m	n/m
- Migas	0	0	0	0	29,955,577	53,362,119	n/m	n/m	n/m	n/m
- Industri	0	0	0	0	0	0	n/m	n/m	n/m	n/m
- Mineral & Batubara	0	0	0	0	21,279,872	167,797,459	n/m	n/m	n/m	n/m
- Sertifikasi & Eco Framework	0	0	0	0	0	11,767,500	n/m	n/m	n/m	n/m
- Laboratorium	0	0	0	0	0	0	n/m	n/m	n/m	n/m
- Property	0	0	0	0	0	0	n/m	n/m	n/m	n/m
- Lainnya	0	0	0	0	0	26,673,063	n/m	n/m	n/m	n/m
2. Biaya Operasi Langsung Per Direktorat	0	0	0	0	110,950,106	546,250,226	n/m	n/m	n/m	n/m
- Biaya Operasi Langsung Komersial 1	0	0	0	0	0	0	n/m	n/m	n/m	n/m
- Biaya Operasi Langsung Komersial 2	0	0	0	0	110,950,106	546,250,226	n/m	n/m	n/m	n/m
- Biaya Operasi Langsung Komersial 3	0	0	0	0	0	0	n/m	n/m	n/m	n/m
3. Biaya Operasi Langsung Per Biaya	0	0	0	0	110,950,106	546,250,226	n/m	n/m	n/m	n/m
- Biaya Pegawai	0	0	0	0	62,638,723	335,400,454	n/m	n/m	n/m	n/m
- Biaya Tenaga Ahli	0	0	0	0	0	0	n/m	n/m	n/m	n/m
- Biaya Perjalanan Dinas	0	0	0	0	5,452,000	9,423,072	n/m	n/m	n/m	n/m
- Biaya Operasional	0	0	0	0	29,497,008	155,423,497	n/m	n/m	n/m	n/m
- Beban Fasilitas & Property Intern Ekstern	0	0	0	0	5,393,000	26,555,564	n/m	n/m	n/m	n/m
- Biaya Penyusutan & Amortisasi	0	0	0	0	0	0	n/m	n/m	n/m	n/m
- Biaya Kantor & Diklat	0	0	0	0	7,969,375	19,072,639	n/m	n/m	n/m	n/m
- Biaya Promosi	0	0	0	0	0	0	n/m	n/m	n/m	n/m
- Biaya Umum	0	0	0	0	0	375,000	n/m	n/m	n/m	n/m
B. BIAYA OPERASI TAK LANGSUNG	0	0	0	0	55,354,429	203,739,703	n/m	n/m	n/m	n/m
1. Biaya Operasi Tdk Langsung per Direktorat	0	0	0	0	55,354,429	203,739,703	n/m	n/m	n/m	n/m
- Biaya Operasi Tdk Langsung Komersial 1	0	0	0	0	0	0	n/m	n/m	n/m	n/m
- Biaya Operasi Tdk Langsung Komersial 2	0	0	0	0	0	0	n/m	n/m	n/m	n/m
- Biaya Operasi Tdk Langsung Komersial 3	0	0	0	0	0	0	n/m	n/m	n/m	n/m
- Biaya Bidang Penjualan dan Dukungan Operasi	0	0	0	0	0	36,907,351	n/m	n/m	n/m	n/m
- Biaya Quality Manajemen Perusahaan & HSE	0	0	0	0	0	750,000	n/m	n/m	n/m	n/m
- Biaya Operasi Tidak Langsung Lainnya	0	0	0	0	55,354,429	166,082,352	n/m	n/m	n/m	n/m
2. Biaya Operasi Tidak Langsung per Biaya	0	0	0	0	55,354,429	203,739,703	n/m	n/m	n/m	n/m
- Beban Pegawai	0	0	0	0	47,954,421	144,081,394	n/m	n/m	n/m	n/m
- Beban Tenaga Ahli	0	0	0	0	0	0	n/m	n/m	n/m	n/m
- Beban Perjalanan Dinas	0	0	0	0	1,080,000	2,757,000	n/m	n/m	n/m	n/m
- Beban Operasional	0	0	0	0	0	0	n/m	n/m	n/m	n/m
- Beban Fasilitas & Property Intern Ekstern	0	0	0	0	5,250,008	34,612,956	n/m	n/m	n/m	n/m
- Beban Penyusutan & Amortisasi	0	0	0	0	0	0	n/m	n/m	n/m	n/m
- Beban Kantor & Diklat	0	0	0	0	700,000	11,878,653	n/m	n/m	n/m	n/m
- Beban Promosi	0	0	0	0	0	0	n/m	n/m	n/m	n/m
- Beban Umum	0	0	0	0	370,000	10,409,700	n/m	n/m	n/m	n/m
BIAYA USAHA	0	0	0	0	-105,000	57,482,282	n/m	n/m	n/m	n/m
A. BIAYA SUSTAINING	0	0	0	0	0	0	n/m	n/m	n/m	n/m
- Beban Sustaining Direct	0	0	0	0	0	0	n/m	n/m	n/m	n/m
- Beban Sustaining Indirect	0	0	0	0	0	0	n/m	n/m	n/m	n/m
B. BIAYA PEMASARAN	0	0	0	0	0	29,903,652	n/m	n/m	n/m	n/m
- Beban Pegawai	0	0	0	0	0	0	n/m	n/m	n/m	n/m
- Beban Tenaga Ahli	0	0	0	0	0	0	n/m	n/m	n/m	n/m
- Beban Perjalanan Dinas	0	0	0	0	0	0	n/m	n/m	n/m	n/m
- Beban Operasional & Penjualan	0	0	0	0	0	0	n/m	n/m	n/m	n/m
- Beban Fasilitas & Property Intern Ekstern	0	0	0	0	0	0	n/m	n/m	n/m	n/m
- Beban Penyusutan & Amortisasi	0	0	0	0	0	0	n/m	n/m	n/m	n/m
- Beban Kantor & Diklat	0	0	0	0	0	0	n/m	n/m	n/m	n/m
- Beban Promosi	0	0	0	0	0	0	n/m	n/m	n/m	n/m
- Beban Umum	0	0	0	0	0	29,903,652	n/m	n/m	n/m	n/m
C. BIAYA ADMINISTRASI & UMUM	0	0	0	0	-105,000	27,578,630	n/m	n/m	n/m	n/m
- Beban Pegawai	0	0	0	0	-105,000	27,478,630	n/m	n/m	n/m	n/m
- Beban Tenaga Ahli	0	0	0	0	0	0	n/m	n/m	n/m	n/m
- Beban Perjalanan Dinas	0	0	0	0	0	0	n/m	n/m	n/m	n/m
- Beban Operasional	0	0	0	0	0	0	n/m	n/m	n/m	n/m
- Beban Fasilitas & Property Intern Ekstern	0	0	0	0	0	0	n/m	n/m	n/m	n/m
- Beban Penyusutan & Amortisasi	0	0	0	0	0	0	n/m	n/m	n/m	n/m
- Beban Kantor & Diklat	0	0	0	0	0	100,000	n/m	n/m	n/m	n/m
- Beban Promosi	0	0	0	0	0	0	n/m	n/m	n/m	n/m
- Beban Umum	0	0	0	0	0	0	n/m	n/m	n/m	n/m
D. BIAYA PENGEMBANGAN	0	0	0	0	0	0	n/m	n/m	n/m	n/m
- Beban Pegawai	0	0	0	0	0	0	n/m	n/m	n/m	n/m
- Beban Tenaga Ahli	0	0	0	0	0	0	n/m	n/m	n/m	n/m
- Beban Perjalanan Dinas	0	0	0	0	0	0	n/m	n/m	n/m	n/m
- Beban Operasional	0	0	0	0	0	0	n/m	n/m	n/m	n/m
- Beban Fasilitas & Property Intern Ekstern	0	0	0	0	0	0	n/m	n/m	n/m	n/m
- Beban Penyusutan & Amortisasi	0	0	0	0	0	0	n/m	n/m	n/m	n/m
- Beban Kantor & Diklat	0	0	0	0	0	0	n/m	n/m	n/m	n/m
- Beban Promosi	0	0	0	0	0	0	n/m	n/m	n/m	n/m
- Beban Umum	0	0	0	0	0	0	n/m	n/m	n/m	n/m
PENDAPATAN & BIAYA LAIN-LAIN DI LUAR USAHA	0	0	0	0	121,995,515	121,995,515	n/m	n/m	n/m	n/m
PENDAPATAN LAIN-LAIN DI LUAR USAHA	0	0	0	0	0	0	n/m	n/m	n/m	n/m
- Bunga Deposito	0	0	0	0	0	0	n/m	n/m	n/m	n/m
- Jasa Giro	0	0	0	0	0	0	n/m	n/m	n/m	n/m
- Hasil Penjualan Aktiva	0	0	0	0	0	0	n/m	n/m	n/m	n/m
- Hasil Investasi Non Asset	0	0	0	0	0	0	n/m	n/m	n/m	n/m
- Pendapatan KSO	0	0	0	0	0	0	n/m	n/m	n/m	n/m
- Dividen	0	0	0	0	0	0	n/m	n/m	n/m	n/m
- Bunga Pinjaman	0	0	0	0	0	0	n/m	n/m	n/m	n/m
- Penerimaan Piutang Macet	0	0	0	0	0	0	n/m	n/m	n/m	n/m
- Pendapatan Hadging	0	0	0	0	0	0	n/m	n/m	n/m	n/m
- Laba Selisih kurs	0	0	0	0	0	0	n/m	n/m	n/m	n/m
- Selisih Lebih Kas / Bank	0	0	0	0	0	0	n/m	n/m	n/m	n/m
- Pendapatan Sewa	0	0	0	0	0	0	n/m	n/m	n/m	n/m

- Pendapatan Klaim / Denda	0	0	0	0	0	0	n/m	n/m	n/m	n/m
- Pendapatan lainnya	0	0	0	0	0	0	n/m	n/m	n/m	n/m
BEBAN LAIN-LAIN DILUAR USAHA	0	0	0	0	121,995,515	121,995,515	n/m	n/m	n/m	n/m
- Biaya Bunga Pinjaman	0	0	0	0	0	0	n/m	n/m	n/m	n/m
- Biaya Pinjaman	0	0	0	0	0	0	n/m	n/m	n/m	n/m
- Rugi Penjualan Aktiva	0	0	0	0	0	0	n/m	n/m	n/m	n/m
- Rugi Penghentian Aktiva	0	0	0	0	0	0	n/m	n/m	n/m	n/m
- Rugi Investasi Non Asset	0	0	0	0	0	0	n/m	n/m	n/m	n/m
- Rugi KSO	0	0	0	0	0	0	n/m	n/m	n/m	n/m
- Biaya Klaim	0	0	0	0	0	0	n/m	n/m	n/m	n/m
- Rugi Selisih kurs	0	0	0	0	0	0	n/m	n/m	n/m	n/m
- Selisih Kursang Kas / Bank	0	0	0	0	0	0	n/m	n/m	n/m	n/m
- Kerugian Hadjing	0	0	0	0	0	0	n/m	n/m	n/m	n/m
- Denda Administrasi	0	0	0	0	0	0	n/m	n/m	n/m	n/m
- Biaya Lainnya	0	0	0	0	121,995,515	121,995,515	n/m	n/m	n/m	n/m
KOMPRESIF	0	0	0	0	0	0	n/m	n/m	n/m	n/m
- Selisih kurs karena Penjabaran Lap. Keu. Mata Uang Asing	0	0	0	0	0	0	n/m	n/m	n/m	n/m
- Asset Keuangan Tersedia Untuk Dijual	0	0	0	0	0	0	n/m	n/m	n/m	n/m
- Lindung Nilai Arus Kas	0	0	0	0	0	0	n/m	n/m	n/m	n/m
- Keuntungan Revaluasi Aktiva Tetap	0	0	0	0	0	0	n/m	n/m	n/m	n/m
- Untung/Rugi Aktuarial Dari Pensiun Manfaat Pasti	0	0	0	0	0	0	n/m	n/m	n/m	n/m
- Bag. Pendapatan Komprehensif Lain Dari Entitas Asosiasi	0	0	0	0	0	0	n/m	n/m	n/m	n/m
- Pajak Penghasilan Terkait	0	0	0	0	0	0	n/m	n/m	n/m	n/m
KEUNTUNGAN / KERUGIAN PENYERTAAN	0	0	0	0	0	0	n/m	n/m	n/m	n/m
- Pendapatan Penyertaan	0	0	0	0	0	0	n/m	n/m	n/m	n/m
- Rugi Penyertaan	0	0	0	0	0	0	n/m	n/m	n/m	n/m
PAJAK KINI	0	0	0	0	0	0	n/m	n/m	n/m	n/m
- Pajak Kini	0	0	0	0	0	0	n/m	n/m	n/m	n/m
PAJAK TANGGUHAN	0	0	0	0	0	0	n/m	n/m	n/m	n/m
- Pendapatan Pajak Tangguhan	0	0	0	0	0	0	n/m	n/m	n/m	n/m
- Biaya Pajak Tangguhan	0	0	0	0	0	0	n/m	n/m	n/m	n/m

SUCOFWDO - CAB. PALEMBANG
 LAPORAN LABA RUGI
 Current Period: DESEMBER-2012
 Date: 23-MAY-14 09:45:16

Currency IDR
 Pusat Kegiatan=20 (CAB. PALEMBANG), Cabang=13 (Tanjung Enim)

URAIAN	ANGGARAN	ANGGAJ	ANGGA	ANGGARA	RAELISASI	REALISASI	% TASE	REALISASI	% TASE	REALISASI
	FLEXIBEL/RKAS, BULAN INI (A)	FLEXIBEL/ S.D BULA (B)	STATIS / I BULAN (C)	STATIS / RKAP S.D BULAN I (D)	BULAN INI (E)	S.D BULAN INI (F)	THD ANGI BULAN INI (G=E/A)	FLEXIBEL S.D BUL (H=F/B)	THD ANK BULAN INI (I=E/C)	STATIS S.D BULAN (J=F/D)
TOTAL PENDAPATAN	0	0	0	0	0	0	n/m	n/m	n/m	n/m
TOTAL BIAYA	0	0	0	0	29,564,134	241,606,742	n/m	n/m	n/m	n/m
1. PENDAPATAN OPERASI	0	0	0	0	0	0	n/m	n/m	n/m	n/m
2. BIAYA OPERASI	0	0	0	0	29,564,134	239,731,742	n/m	n/m	n/m	n/m
- Biaya Operasi Langsung	0	0	0	0	29,039,134	226,669,240	n/m	n/m	n/m	n/m
- Biaya Operasi Tidak Langsung	0	0	0	0	525,000	13,062,502	n/m	n/m	n/m	n/m
3. LABA OPERASI	0	0	0	0	29,564,134	239,731,742	n/m	n/m	n/m	n/m
4. BIAYA USAHA	0	0	0	0	0	1,875,000	n/m	n/m	n/m	n/m
- Biaya Sustanning	0	0	0	0	0	0	n/m	n/m	n/m	n/m
- Biaya Penjualan	0	0	0	0	0	0	n/m	n/m	n/m	n/m
- Biaya Administrasi	0	0	0	0	0	1,875,000	n/m	n/m	n/m	n/m
- Biaya Pengembangan	0	0	0	0	0	0	n/m	n/m	n/m	n/m
5. LABA KOTOR USAHA	0	0	0	0	29,564,134	241,606,742	n/m	n/m	n/m	n/m
- Pendapatan Lain-lain	0	0	0	0	0	0	n/m	n/m	n/m	n/m
- Biaya Lain-lain	0	0	0	0	0	0	n/m	n/m	n/m	n/m
6. LABA/RUGI PEND&BY SBL KOMPRESIF	0	0	0	0	29,564,134	241,606,742	n/m	n/m	n/m	n/m
- Komprehensif	0	0	0	0	0	0	n/m	n/m	n/m	n/m
7. LABA / RUGI SEBELUM PENYERTAAN	0	0	0	0	29,564,134	241,606,742	n/m	n/m	n/m	n/m
- Pendapatan Penyertaan	0	0	0	0	0	0	n/m	n/m	n/m	n/m
- Rugi Penyertaan	0	0	0	0	0	0	n/m	n/m	n/m	n/m
8. LABA SEBELUM PAJAK KINI	0	0	0	0	29,564,134	241,606,742	n/m	n/m	n/m	n/m
- Pajak Kini	0	0	0	0	0	0	n/m	n/m	n/m	n/m
9. LABA SEBELUM PAJAK TANGGUHAN	0	0	0	0	29,564,134	241,606,742	n/m	n/m	n/m	n/m
- Pajak Tangguhan	0	0	0	0	0	0	n/m	n/m	n/m	n/m
10. LABA SETELAH PAJAK	0	0	0	0	29,564,134	241,606,742	n/m	n/m	n/m	n/m
PENDAPATAN OPERASI	0	0	0	0	0	0	n/m	n/m	n/m	n/m
- Government 1	0	0	0	0	0	0	n/m	n/m	n/m	n/m
- Government 2	0	0	0	0	0	0	n/m	n/m	n/m	n/m
- Komoditi & Solusi Perdagangan	0	0	0	0	0	0	n/m	n/m	n/m	n/m
- Migas	0	0	0	0	0	0	n/m	n/m	n/m	n/m
- Industri	0	0	0	0	0	0	n/m	n/m	n/m	n/m
- Mineral & Batubara	0	0	0	0	0	0	n/m	n/m	n/m	n/m
- Sertifikasi & Eco Framework	0	0	0	0	0	0	n/m	n/m	n/m	n/m
- Laboratorium	0	0	0	0	0	0	n/m	n/m	n/m	n/m
- Property	0	0	0	0	0	0	n/m	n/m	n/m	n/m
- Lainnya	0	0	0	0	0	0	n/m	n/m	n/m	n/m
BIAYA OPERASI	0	0	0	0	29,564,134	239,731,742	n/m	n/m	n/m	n/m
A. BIAYA OPERASI LANGSUNG	0	0	0	0	29,039,134	226,669,240	n/m	n/m	n/m	n/m
1. Biaya Operasi Langsung Per SBU	0	0	0	0	29,039,134	226,669,240	n/m	n/m	n/m	n/m
- Government 1	0	0	0	0	0	0	n/m	n/m	n/m	n/m
- Government 2	0	0	0	0	0	0	n/m	n/m	n/m	n/m
- Komoditi & Solusi Perdagangan	0	0	0	0	0	0	n/m	n/m	n/m	n/m
- Migas	0	0	0	0	0	0	n/m	n/m	n/m	n/m
- Industri	0	0	0	0	0	0	n/m	n/m	n/m	n/m
- Mineral & Batubara	0	0	0	0	25,953,773	194,614,017	n/m	n/m	n/m	n/m
- Sertifikasi & Eco Framework	0	0	0	0	0	0	n/m	n/m	n/m	n/m
- Laboratorium	0	0	0	0	0	0	n/m	n/m	n/m	n/m
- Property	0	0	0	0	0	0	n/m	n/m	n/m	n/m
- Lainnya	0	0	0	0	3,085,361	32,055,223	n/m	n/m	n/m	n/m
2. Biaya Operasi Langsung Per Direktorat	0	0	0	0	29,039,134	226,669,240	n/m	n/m	n/m	n/m
- Biaya Operasi Langsung Komersial 1	0	0	0	0	0	0	n/m	n/m	n/m	n/m

- Biaya Operasi Langsung Komersial 2	0	0	0	0	29,039,134	226,669,240	n/m	n/m	n/m	n/m
- Biaya Operasi Langsung Komersial 3	0	0	0	0	0	0	n/m	n/m	n/m	n/m
3. Biaya Operasi Langsung Per Biaya	0	0	0	0	29,039,134	226,669,240	n/m	n/m	n/m	n/m
- Biaya Pegawai	0	0	0	0	25,953,773	156,868,152	n/m	n/m	n/m	n/m
- Biaya Tenaga Ahli	0	0	0	0	0	0	n/m	n/m	n/m	n/m
- Biaya Perjalanan Dinas	0	0	0	0	0	0	n/m	n/m	n/m	n/m
- Biaya Operasional	0	0	0	0	0	41,532,887	n/m	n/m	n/m	n/m
- Beban Fasilitas & Property Intern Ekstern	0	0	0	0	0	350,000	n/m	n/m	n/m	n/m
- Biaya Penyusutan & Amortisasi	0	0	0	0	3,085,361	27,768,201	n/m	n/m	n/m	n/m
- Biaya Kantor & Diklat	0	0	0	0	0	150,000	n/m	n/m	n/m	n/m
- Biaya Promosi	0	0	0	0	0	0	n/m	n/m	n/m	n/m
- Biaya Umum	0	0	0	0	0	0	n/m	n/m	n/m	n/m
B. BIAYA OPERASI TAK LANGSUNG	0	0	0	0	525,000	13,062,502	n/m	n/m	n/m	n/m
1. Biaya Operasi Tdk Langsung per Direktorat	0	0	0	0	525,000	13,062,502	n/m	n/m	n/m	n/m
- Biaya Operasi Tdk Langsung Komersial 1	0	0	0	0	0	0	n/m	n/m	n/m	n/m
- Biaya Operasi Tdk Langsung Komersial 2	0	0	0	0	0	0	n/m	n/m	n/m	n/m
- Biaya Operasi Tdk Langsung Komersial 3	0	0	0	0	0	0	n/m	n/m	n/m	n/m
- Biaya Bidang Penjualan dan Dukungan Operasi	0	0	0	0	0	10,837,502	n/m	n/m	n/m	n/m
- Biaya Quality Manajemen Perusahaan & HSE	0	0	0	0	0	0	n/m	n/m	n/m	n/m
- Biaya Operasi Tidak Langsung Lainnya	0	0	0	0	525,000	2,225,000	n/m	n/m	n/m	n/m
2. Biaya Operasi Tidak Langsung per Biaya	0	0	0	0	525,000	13,062,502	n/m	n/m	n/m	n/m
- Beban Pegawai	0	0	0	0	0	0	n/m	n/m	n/m	n/m
- Beban Tenaga Ahli	0	0	0	0	0	0	n/m	n/m	n/m	n/m
- Beban Perjalanan Dinas	0	0	0	0	0	0	n/m	n/m	n/m	n/m
- Beban Operasional	0	0	0	0	0	0	n/m	n/m	n/m	n/m
- Beban Fasilitas & Property Intern Ekstern	0	0	0	0	375,000	10,037,502	n/m	n/m	n/m	n/m
- Beban Penyusutan & Amortisasi	0	0	0	0	0	0	n/m	n/m	n/m	n/m
- Beban Kantor & Diklat	0	0	0	0	150,000	1,275,000	n/m	n/m	n/m	n/m
- Beban Promosi	0	0	0	0	0	0	n/m	n/m	n/m	n/m
- Beban Umum	0	0	0	0	0	1,750,000	n/m	n/m	n/m	n/m
BIAYA USAHA	0	0	0	0	0	1,875,000	n/m	n/m	n/m	n/m
A. BIAYA SUSTAINNING	0	0	0	0	0	0	n/m	n/m	n/m	n/m
- Beban Sustaining Direct	0	0	0	0	0	0	n/m	n/m	n/m	n/m
- Beban Sustaining Indirect	0	0	0	0	0	0	n/m	n/m	n/m	n/m
B. BIAYA PEMAGARAN	0	0	0	0	0	0	n/m	n/m	n/m	n/m
- Beban Pegawai	0	0	0	0	0	0	n/m	n/m	n/m	n/m
- Beban Tenaga Ahli	0	0	0	0	0	0	n/m	n/m	n/m	n/m
- Beban Perjalanan Dinas	0	0	0	0	0	0	n/m	n/m	n/m	n/m
- Beban Operasional & Penjualan	0	0	0	0	0	0	n/m	n/m	n/m	n/m
- Beban Fasilitas & Property Intern Ekstern	0	0	0	0	0	0	n/m	n/m	n/m	n/m
- Beban Penyusutan & Amortisasi	0	0	0	0	0	0	n/m	n/m	n/m	n/m
- Beban Kantor & Diklat	0	0	0	0	0	0	n/m	n/m	n/m	n/m
- Beban Promosi	0	0	0	0	0	0	n/m	n/m	n/m	n/m
- Beban Umum	0	0	0	0	0	0	n/m	n/m	n/m	n/m
C. BIAYA ADMINISTRASI & UMUM	0	0	0	0	0	1,875,000	n/m	n/m	n/m	n/m
- Beban Pegawai	0	0	0	0	0	0	n/m	n/m	n/m	n/m
- Beban Tenaga Ahli	0	0	0	0	0	0	n/m	n/m	n/m	n/m
- Beban Perjalanan Dinas	0	0	0	0	0	0	n/m	n/m	n/m	n/m
- Beban Operasional	0	0	0	0	0	0	n/m	n/m	n/m	n/m
- Beban Fasilitas & Property Intern Ekstern	0	0	0	0	0	1,875,000	n/m	n/m	n/m	n/m
- Beban Penyusutan & Amortisasi	0	0	0	0	0	0	n/m	n/m	n/m	n/m
- Beban Kantor & Diklat	0	0	0	0	0	0	n/m	n/m	n/m	n/m
- Beban Promosi	0	0	0	0	0	0	n/m	n/m	n/m	n/m
- Beban Umum	0	0	0	0	0	0	n/m	n/m	n/m	n/m
D. BIAYA PENGEMBANGAN	0	0	0	0	0	0	n/m	n/m	n/m	n/m
- Beban Pegawai	0	0	0	0	0	0	n/m	n/m	n/m	n/m
- Beban Tenaga Ahli	0	0	0	0	0	0	n/m	n/m	n/m	n/m
- Beban Perjalanan Dinas	0	0	0	0	0	0	n/m	n/m	n/m	n/m
- Beban Operasional	0	0	0	0	0	0	n/m	n/m	n/m	n/m
- Beban Fasilitas & Property Intern Ekstern	0	0	0	0	0	0	n/m	n/m	n/m	n/m
- Beban Penyusutan & Amortisasi	0	0	0	0	0	0	n/m	n/m	n/m	n/m
- Beban Kantor & Diklat	0	0	0	0	0	0	n/m	n/m	n/m	n/m
- Beban Promosi	0	0	0	0	0	0	n/m	n/m	n/m	n/m
- Beban Umum	0	0	0	0	0	0	n/m	n/m	n/m	n/m
PENDAPATAN & BIAYA LAIN-LAIN DILUAR USAHA	0	0	0	0	0	0	n/m	n/m	n/m	n/m
PENDAPATAN LAIN-LAIN DILUAR USAHA	0	0	0	0	0	0	n/m	n/m	n/m	n/m
- Bunga Deposito	0	0	0	0	0	0	n/m	n/m	n/m	n/m
- Jasa Giro	0	0	0	0	0	0	n/m	n/m	n/m	n/m
- Hasil Penjualan Aktiva	0	0	0	0	0	0	n/m	n/m	n/m	n/m
- Hasil Investasi Non Asset	0	0	0	0	0	0	n/m	n/m	n/m	n/m
- Pendapatan KSO	0	0	0	0	0	0	n/m	n/m	n/m	n/m
- Dividen	0	0	0	0	0	0	n/m	n/m	n/m	n/m
- Bunga Pinjaman	0	0	0	0	0	0	n/m	n/m	n/m	n/m
- Penerimaan Piutang Macet	0	0	0	0	0	0	n/m	n/m	n/m	n/m
- Pendapatan Hadging	0	0	0	0	0	0	n/m	n/m	n/m	n/m
- Laba Selisih kurs	0	0	0	0	0	0	n/m	n/m	n/m	n/m
- Selisih Lebih Kas / Bank	0	0	0	0	0	0	n/m	n/m	n/m	n/m
- Pendapatan Sewa	0	0	0	0	0	0	n/m	n/m	n/m	n/m
- Pendapatan Klaim / Denda	0	0	0	0	0	0	n/m	n/m	n/m	n/m
- Pendapatan lainnya	0	0	0	0	0	0	n/m	n/m	n/m	n/m
BEBAN LAIN-LAIN DILUAR USAHA	0	0	0	0	0	0	n/m	n/m	n/m	n/m
- Biaya Bunga Pinjaman	0	0	0	0	0	0	n/m	n/m	n/m	n/m
- Biaya Pinjaman	0	0	0	0	0	0	n/m	n/m	n/m	n/m
- Rugi Penjualan Aktiva	0	0	0	0	0	0	n/m	n/m	n/m	n/m
- Rugi Penghentian Aktiva	0	0	0	0	0	0	n/m	n/m	n/m	n/m
- Rugi Investasi Non Asset	0	0	0	0	0	0	n/m	n/m	n/m	n/m
- Rugi KSO	0	0	0	0	0	0	n/m	n/m	n/m	n/m
- Biaya Klaim	0	0	0	0	0	0	n/m	n/m	n/m	n/m
- Rugi Selisih kurs	0	0	0	0	0	0	n/m	n/m	n/m	n/m
- Selisih Kurang Kas / Bank	0	0	0	0	0	0	n/m	n/m	n/m	n/m
- Kerugian Hadging	0	0	0	0	0	0	n/m	n/m	n/m	n/m
- Denda Administrasi	0	0	0	0	0	0	n/m	n/m	n/m	n/m
- Biaya Lainnya	0	0	0	0	0	0	n/m	n/m	n/m	n/m
KOMPRESIF	0	0	0	0	0	0	n/m	n/m	n/m	n/m
- Selisih kurs karena Penjabaran Lap. Keu. Mata Uang Asing	0	0	0	0	0	0	n/m	n/m	n/m	n/m
- Asset Keuangan Tersedia Untuk Dijual	0	0	0	0	0	0	n/m	n/m	n/m	n/m
- Lindung Nilai Arus Kas	0	0	0	0	0	0	n/m	n/m	n/m	n/m
- Keuntungan Revaluasi Aktiva Tetap	0	0	0	0	0	0	n/m	n/m	n/m	n/m
- Untung/Rugi Aktuarial Dari Pensun Manfaat Pasti	0	0	0	0	0	0	n/m	n/m	n/m	n/m
- Bag. Pendapatan Konprehensif Lain Dari Entitas Asosiasi	0	0	0	0	0	0	n/m	n/m	n/m	n/m

- Pajak Penghasilan Terkait	0	0	0	0	0	0 n/m	n/m	n/m	n/m
KEUNTUNGAN / KERUGIAN PENYERTAAN	0	0	0	0	0	0 n/m	n/m	n/m	n/m
- Pendapatan Penyertaan	0	0	0	0	0	0 n/m	n/m	n/m	n/m
- Rugi Penyertaan	0	0	0	0	0	0 n/m	n/m	n/m	n/m
PAJAK KINI	0	0	0	0	0	0 n/m	n/m	n/m	n/m
- Pajak Kini	0	0	0	0	0	0 n/m	n/m	n/m	n/m
PAJAK TANGGUHAN	0	0	0	0	0	0 n/m	n/m	n/m	n/m
- Pendapatan Pajak Tangguhan	0	0	0	0	0	0 n/m	n/m	n/m	n/m
- Biaya Pajak Tangguhan	0	0	0	0	0	0 n/m	n/m	n/m	n/m

SUCOFINDO - CAB. PALEMBANG
LAPORAN LABA RUGI
Current Period: DESEMBER-2012
Date: 23-MAY-14 09:45:17

currency IDR
Pusat Kegiatan=20 (CAB. PALEMBANG), Cabang=14 (Lahat)

U R A I A N	ANGGARAN	ANGGA	ANGGA	ANGGARA	RAELISASI	REALISASI	% TASE	REALISASI	% TASE	REALISASI
	FLEXIBEL/RKAS, BULAN INI (A)	FLEXIBEL/ S.D BULA BULAN (B)	STATIS / I BULAN (C)	STATIS / RKAP S.D BULAN I (D)	BULAN INI (E)	S.D BULAN INI (F)	THD ANG BULAN INI (G=E/A	FLEXIBEL S.D BUL BULAN INI (H=F/B	THD ANG BULAN INI (I=E/C)	STATIS S.D BULAN (J=F/D)
TOTAL PENDAPATAN	0	0	0	0	0	0	n/m	n/m	n/m	n/m
TOTAL BIAYA	0	0	0	0	105,299,977	553,172,289	n/m	n/m	n/m	n/m
1. PENDAPATAN OPERASI	0	0	0	0	0	0	n/m	n/m	n/m	n/m
2. BIAYA OPERASI	0	0	0	0	105,299,977	553,172,289	n/m	n/m	n/m	n/m
- Biaya Operasi Langsung	0	0	0	0	92,658,399	469,386,153	n/m	n/m	n/m	n/m
- Biaya Operasi Tidak Langsung	0	0	0	0	12,641,578	83,786,136	n/m	n/m	n/m	n/m
3. LABA OPERASI	0	0	0	0	105,299,977	553,172,289	n/m	n/m	n/m	n/m
4. BIAYA USAHA	0	0	0	0	0	0	n/m	n/m	n/m	n/m
- Biaya Sustanning	0	0	0	0	0	0	n/m	n/m	n/m	n/m
- Biaya Pemesanan	0	0	0	0	0	0	n/m	n/m	n/m	n/m
- Biaya Administrasi	0	0	0	0	0	0	n/m	n/m	n/m	n/m
- Biaya Pengembangan	0	0	0	0	0	0	n/m	n/m	n/m	n/m
5. LABA KOTOR USAHA	0	0	0	0	105,299,977	553,172,289	n/m	n/m	n/m	n/m
- Pendapatan Lain-lain	0	0	0	0	0	0	n/m	n/m	n/m	n/m
- Biaya Lain-lain	0	0	0	0	0	0	n/m	n/m	n/m	n/m
6. LABA/RUGI PEND&BY SBL KOMPREHENSIF	0	0	0	0	105,299,977	553,172,289	n/m	n/m	n/m	n/m
- Komprehensif	0	0	0	0	0	0	n/m	n/m	n/m	n/m
7. LABA / RUGI SEBELUM PENYERTAAN	0	0	0	0	105,299,977	553,172,289	n/m	n/m	n/m	n/m
- Pendapatan Penyertaan	0	0	0	0	0	0	n/m	n/m	n/m	n/m
- Rugi Penyertaan	0	0	0	0	0	0	n/m	n/m	n/m	n/m
8. LABA SEBELUM PAJAK KINI	0	0	0	0	105,299,977	553,172,289	n/m	n/m	n/m	n/m
- Pajak Kini	0	0	0	0	0	0	n/m	n/m	n/m	n/m
9. LABA SEBELUM PAJAK TANGGUHAN	0	0	0	0	105,299,977	553,172,289	n/m	n/m	n/m	n/m
- Pajak Tangguhan	0	0	0	0	0	0	n/m	n/m	n/m	n/m
10. LABA SETELAH PAJAK	0	0	0	0	105,299,977	553,172,289	n/m	n/m	n/m	n/m
PENDAPATAN OPERASI	0	0	0	0	0	0	n/m	n/m	n/m	n/m
- Government 1	0	0	0	0	0	0	n/m	n/m	n/m	n/m
- Government 2	0	0	0	0	0	0	n/m	n/m	n/m	n/m
- Komoditi & Solusi Perdagangan	0	0	0	0	0	0	n/m	n/m	n/m	n/m
- Migas	0	0	0	0	0	0	n/m	n/m	n/m	n/m
- Industri	0	0	0	0	0	0	n/m	n/m	n/m	n/m
- Mineral & Batubara	0	0	0	0	0	0	n/m	n/m	n/m	n/m
- Sertifikasi & Eco Framework	0	0	0	0	0	0	n/m	n/m	n/m	n/m
- Laboratorium	0	0	0	0	0	0	n/m	n/m	n/m	n/m
- Property	0	0	0	0	0	0	n/m	n/m	n/m	n/m
- Lainnya	0	0	0	0	0	0	n/m	n/m	n/m	n/m
BIAYA OPERASI	0	0	0	0	105,299,977	553,172,289	n/m	n/m	n/m	n/m
A. BIAYA OPERASI LANGSUNG	0	0	0	0	92,658,399	469,386,153	n/m	n/m	n/m	n/m
1. Biaya Operasi Langsung Per SBU	0	0	0	0	92,658,399	469,386,153	n/m	n/m	n/m	n/m
- Government 1	0	0	0	0	0	0	n/m	n/m	n/m	n/m
- Government 2	0	0	0	0	0	0	n/m	n/m	n/m	n/m
- Komoditi & Solusi Perdagangan	0	0	0	0	0	0	n/m	n/m	n/m	n/m
- Migas	0	0	0	0	0	0	n/m	n/m	n/m	n/m
- Industri	0	0	0	0	0	0	n/m	n/m	n/m	n/m
- Mineral & Batubara	0	0	0	0	92,658,399	450,760,455	n/m	n/m	n/m	n/m
- Sertifikasi & Eco Framework	0	0	0	0	0	0	n/m	n/m	n/m	n/m
- Laboratorium	0	0	0	0	0	0	n/m	n/m	n/m	n/m
- Property	0	0	0	0	0	0	n/m	n/m	n/m	n/m
- Lainnya	0	0	0	0	0	18,625,698	n/m	n/m	n/m	n/m
2. Biaya Operasi Langsung Per Direktorat	0	0	0	0	92,658,399	469,386,153	n/m	n/m	n/m	n/m
- Biaya Operasi Langsung Komersial 1	0	0	0	0	0	0	n/m	n/m	n/m	n/m
- Biaya Operasi Langsung Komersial 2	0	0	0	0	92,658,399	469,386,153	n/m	n/m	n/m	n/m
- Biaya Operasi Langsung Komersial 3	0	0	0	0	0	0	n/m	n/m	n/m	n/m
3. Biaya Operasi Langsung Per Biaya	0	0	0	0	92,658,399	469,386,153	n/m	n/m	n/m	n/m
- Biaya Pegawai	0	0	0	0	80,202,724	215,380,444	n/m	n/m	n/m	n/m
- Biaya Tenaga Ahli	0	0	0	0	0	0	n/m	n/m	n/m	n/m
- Biaya Perjalanan Dinas	0	0	0	0	0	0	n/m	n/m	n/m	n/m
- Biaya Operasional	0	0	0	0	8,289,009	107,303,055	n/m	n/m	n/m	n/m
- Beban Fasilitas & Property Intern Ekstern	0	0	0	0	4,166,666	39,361,214	n/m	n/m	n/m	n/m
- Biaya Penyusutan & Amortisasi	0	0	0	0	0	0	n/m	n/m	n/m	n/m
- Biaya Kantor & Diklat	0	0	0	0	0	7,341,440	n/m	n/m	n/m	n/m
- Biaya Promosi	0	0	0	0	0	0	n/m	n/m	n/m	n/m
- Biaya Umum	0	0	0	0	0	0	n/m	n/m	n/m	n/m
B. BIAYA OPERASI TAX LANGSUNG	0	0	0	0	12,641,578	83,786,136	n/m	n/m	n/m	n/m
1. Biaya Operasi Tdk Langsung per Direktorat	0	0	0	0	12,641,578	83,786,136	n/m	n/m	n/m	n/m
- Biaya Operasi Tdk Langsung Komersial 1	0	0	0	0	0	0	n/m	n/m	n/m	n/m
- Biaya Operasi Tdk Langsung Komersial 2	0	0	0	0	0	0	n/m	n/m	n/m	n/m
- Biaya Operasi Tdk Langsung Komersial 3	0	0	0	0	0	0	n/m	n/m	n/m	n/m
- Biaya Bidang Penjualan dan Dukungan Operasi	0	0	0	0	0	13,625,002	n/m	n/m	n/m	n/m
- Biaya Quality Manajemen Perusahaan & HSE	0	0	0	0	0	0	n/m	n/m	n/m	n/m
- Biaya Operasi Tidak Langsung Lainnya	0	0	0	0	12,641,578	70,161,134	n/m	n/m	n/m	n/m
2. Biaya Operasi Tidak Langsung per Biaya	0	0	0	0	12,641,578	83,786,136	n/m	n/m	n/m	n/m
- Beban Pegawai	0	0	0	0	9,565,514	37,359,994	n/m	n/m	n/m	n/m

- Beban Tenaga Ahli	0	0	0	0	0	0	n/m	n/m	n/m	n/m
- Beban Perjalanan Dinas	0	0	0	0	0	0	n/m	n/m	n/m	n/m
- Beban Operasional	0	0	0	0	0	0	n/m	n/m	n/m	n/m
- Beban Fasilitas & Property Intern Ekstern	0	0	0	0	2,083,334	21,208,338	n/m	n/m	n/m	n/m
- Beban Penyusutan & Amortisasi	0	0	0	0	267,730	1,874,104	n/m	n/m	n/m	n/m
- Beban Kantor & Diklat	0	0	0	0	725,000	3,400,000	n/m	n/m	n/m	n/m
- Beban Promosi	0	0	0	0	0	0	n/m	n/m	n/m	n/m
- Beban Umum	0	0	0	0	0	19,943,700	n/m	n/m	n/m	n/m
BIAYA USAHA	0	0	0	0	0	0	n/m	n/m	n/m	n/m
A. BIAYA SUSTAINING	0	0	0	0	0	0	n/m	n/m	n/m	n/m
- Beban Sustaining Direct	0	0	0	0	0	0	n/m	n/m	n/m	n/m
- Beban Sustaining Indirect	0	0	0	0	0	0	n/m	n/m	n/m	n/m
B. BIAYA PEMASARAN	0	0	0	0	0	0	n/m	n/m	n/m	n/m
- Beban Pegawai	0	0	0	0	0	0	n/m	n/m	n/m	n/m
- Beban Tenaga Ahli	0	0	0	0	0	0	n/m	n/m	n/m	n/m
- Beban Perjalanan Dinas	0	0	0	0	0	0	n/m	n/m	n/m	n/m
- Beban Operasional & Penjualan	0	0	0	0	0	0	n/m	n/m	n/m	n/m
- Beban Fasilitas & Property Intern Ekstern	0	0	0	0	0	0	n/m	n/m	n/m	n/m
- Beban Penyusutan & Amortisasi	0	0	0	0	0	0	n/m	n/m	n/m	n/m
- Beban Kantor & Diklat	0	0	0	0	0	0	n/m	n/m	n/m	n/m
- Beban Promosi	0	0	0	0	0	0	n/m	n/m	n/m	n/m
- Beban Umum	0	0	0	0	0	0	n/m	n/m	n/m	n/m
C. BIAYA ADMINISTRASI & UMUM	0	0	0	0	0	0	n/m	n/m	n/m	n/m
- Beban Pegawai	0	0	0	0	0	0	n/m	n/m	n/m	n/m
- Beban Tenaga Ahli	0	0	0	0	0	0	n/m	n/m	n/m	n/m
- Beban Perjalanan Dinas	0	0	0	0	0	0	n/m	n/m	n/m	n/m
- Beban Operasional	0	0	0	0	0	0	n/m	n/m	n/m	n/m
- Beban Fasilitas & Property Intern Ekstern	0	0	0	0	0	0	n/m	n/m	n/m	n/m
- Beban Penyusutan & Amortisasi	0	0	0	0	0	0	n/m	n/m	n/m	n/m
- Beban Kantor & Diklat	0	0	0	0	0	0	n/m	n/m	n/m	n/m
- Beban Promosi	0	0	0	0	0	0	n/m	n/m	n/m	n/m
- Beban Umum	0	0	0	0	0	0	n/m	n/m	n/m	n/m
D. BIAYA PENGEMBANGAN	0	0	0	0	0	0	n/m	n/m	n/m	n/m
- Beban Pegawai	0	0	0	0	0	0	n/m	n/m	n/m	n/m
- Beban Tenaga Ahli	0	0	0	0	0	0	n/m	n/m	n/m	n/m
- Beban Perjalanan Dinas	0	0	0	0	0	0	n/m	n/m	n/m	n/m
- Beban Operasional	0	0	0	0	0	0	n/m	n/m	n/m	n/m
- Beban Fasilitas & Property Intern Ekstern	0	0	0	0	0	0	n/m	n/m	n/m	n/m
- Beban Penyusutan & Amortisasi	0	0	0	0	0	0	n/m	n/m	n/m	n/m
- Beban Kantor & Diklat	0	0	0	0	0	0	n/m	n/m	n/m	n/m
- Beban Promosi	0	0	0	0	0	0	n/m	n/m	n/m	n/m
- Beban Umum	0	0	0	0	0	0	n/m	n/m	n/m	n/m
PENDAPATAN & BIAYA LAIN-LAIN DILUAR USAHA	0	0	0	0	0	0	n/m	n/m	n/m	n/m
PENDAPATAN LAIN-LAIN DILUAR USAHA	0	0	0	0	0	0	n/m	n/m	n/m	n/m
- Bunga Deposito	0	0	0	0	0	0	n/m	n/m	n/m	n/m
- Jasa Giro	0	0	0	0	0	0	n/m	n/m	n/m	n/m
- Hasil Penjualan Aktiva	0	0	0	0	0	0	n/m	n/m	n/m	n/m
- Hasil Investasi Non Asset	0	0	0	0	0	0	n/m	n/m	n/m	n/m
- Pendapatan KSO	0	0	0	0	0	0	n/m	n/m	n/m	n/m
- Dividen	0	0	0	0	0	0	n/m	n/m	n/m	n/m
- Bunga Pinjaman	0	0	0	0	0	0	n/m	n/m	n/m	n/m
- Penerimaan Piutang Macet	0	0	0	0	0	0	n/m	n/m	n/m	n/m
- Pendapatan Hadging	0	0	0	0	0	0	n/m	n/m	n/m	n/m
- Laba Selisih Kurs	0	0	0	0	0	0	n/m	n/m	n/m	n/m
- Selisih Lebih Kas / Bank	0	0	0	0	0	0	n/m	n/m	n/m	n/m
- Pendapatan Sewa	0	0	0	0	0	0	n/m	n/m	n/m	n/m
- Pendapatan Klaim / Denda	0	0	0	0	0	0	n/m	n/m	n/m	n/m
- Pendapatan lainnya	0	0	0	0	0	0	n/m	n/m	n/m	n/m
BEBAN LAIN-LAIN DILUAR USAHA	0	0	0	0	0	0	n/m	n/m	n/m	n/m
- Biaya Bunga Pinjaman	0	0	0	0	0	0	n/m	n/m	n/m	n/m
- Biaya Pinjaman	0	0	0	0	0	0	n/m	n/m	n/m	n/m
- Rugi Penjualan Aktiva	0	0	0	0	0	0	n/m	n/m	n/m	n/m
- Rugi Penghentian Aktiva	0	0	0	0	0	0	n/m	n/m	n/m	n/m
- Rugi Investasi Non Asset	0	0	0	0	0	0	n/m	n/m	n/m	n/m
- Rugi KSO	0	0	0	0	0	0	n/m	n/m	n/m	n/m
- Biaya Klaim	0	0	0	0	0	0	n/m	n/m	n/m	n/m
- Rugi Selisih Kurs	0	0	0	0	0	0	n/m	n/m	n/m	n/m
- Selisih Kurang Kas / Bank	0	0	0	0	0	0	n/m	n/m	n/m	n/m
- Kerugian Hadging	0	0	0	0	0	0	n/m	n/m	n/m	n/m
- Denda Administrasi	0	0	0	0	0	0	n/m	n/m	n/m	n/m
- Biaya Lainnya	0	0	0	0	0	0	n/m	n/m	n/m	n/m
KOMPRESIF	0	0	0	0	0	0	n/m	n/m	n/m	n/m
- Selisih kurs karena Penjabaran Lap. Keu. Mata Uang Asing	0	0	0	0	0	0	n/m	n/m	n/m	n/m
- Asset Keuangan Tersedia Untuk Dijual	0	0	0	0	0	0	n/m	n/m	n/m	n/m
- Lindung Nilai Arus Kas	0	0	0	0	0	0	n/m	n/m	n/m	n/m
- Keuntungan Revaluasi Aktiva Tetap	0	0	0	0	0	0	n/m	n/m	n/m	n/m
- Untung/Rugi Aktuarial Dari Pensiun Manfaat Pasti	0	0	0	0	0	0	n/m	n/m	n/m	n/m
- Bag. Pendapatan Komprehensif Lain Dari Entitas Asosiasi	0	0	0	0	0	0	n/m	n/m	n/m	n/m
- Pajak Penghasilan Tertakl	0	0	0	0	0	0	n/m	n/m	n/m	n/m
KEUNTUNGAN / KERUGIAN PENYERTAAN	0	0	0	0	0	0	n/m	n/m	n/m	n/m
- Pendapatan Penyertaan	0	0	0	0	0	0	n/m	n/m	n/m	n/m
- Rugi Penyertaan	0	0	0	0	0	0	n/m	n/m	n/m	n/m
PAJAK KINI	0	0	0	0	0	0	n/m	n/m	n/m	n/m
- Pajak Kini	0	0	0	0	0	0	n/m	n/m	n/m	n/m
PAJAK TANGGUHAN	0	0	0	0	0	0	n/m	n/m	n/m	n/m
- Pendapatan Pajak Tangguhan	0	0	0	0	0	0	n/m	n/m	n/m	n/m
- Biaya Pajak Tangguhan	0	0	0	0	0	0	n/m	n/m	n/m	n/m

currency IDR
Pusat Kegiatan=20 (CAB. PALEMBANG)

URAIAN	SALDO AWAL	DEBET	KREDIT	SALDO AKHIR	MUTASI
1 AKTIVA	40,333,143,782	27,537,038,230	26,926,905,616	40,943,276,396	610,132,614
50 AKTIVA LANCAR	25,063,819,300	25,599,303,967	25,773,935,241	24,889,188,026	-174,631,274
100 KAS	28,287,229	1,075,084,534	1,074,555,213	28,816,550	529,321
101 Kas Rupiah	28,287,229	1,734,321	1,205,000	28,816,550	529,321
102 Kas US Dollar	0	0	0	0	0
103 Kas Kecil	0	0	0	0	0
104 Kas Dalam Perjalanan	0	1,073,350,213	1,073,350,213	0	0
110 BANK	3,132,185	7,921,427,981	7,696,284,706	228,275,460	225,143,275
120 Bank BNI	28,014,681	719,828,400	747,141,618	701,463	-27,313,218
121 Bank BNI IDR Ktr Pusat	0	0	0	0	0
122 Bank BNI USD Ktr Pusat	0	0	0	0	0
123 Bank BNI PDO / IDR	0	0	0	0	0
124 Bank BNI PDO / USD	0	0	0	0	0
125 Bank BNI PHP / IDR	28,014,681	719,828,400	747,141,618	701,463	-27,313,218
126 Bank BNI PHP / USD	0	0	0	0	0
130 Bank Mandiri	73,171,559	3,236,329,386	3,081,926,948	227,573,997	154,402,438
131 Bank Mandiri IDR Ktr Pusat	0	0	0	0	0
132 Bank Mandiri USD Ktr Pusat	0	0	0	0	0
133 Bank Mandiri PDO / IDR	73,171,559	3,236,329,386	3,081,926,948	227,573,997	154,402,438
134 Bank Mandiri PDO / USD	0	0	0	0	0
135 Bank Mandiri PHP / IDR	0	0	0	0	0
136 Bank Mandiri PHP / USD	0	0	0	0	0
140 Bank Rakyat Indonesia	0	0	0	0	0
141 BRI PDO	0	0	0	0	0
142 BRI PHP	0	0	0	0	0
145 Bank Tabungan Negara	0	0	0	0	0
146 BTN PDO	0	0	0	0	0
147 BTN PHP	0	0	0	0	0
150 Citibank	0	0	0	0	0
151 Citibank Rupiah	0	0	0	0	0
152 Citibank US Dollar	0	0	0	0	0
155 Bank Niaga	0	0	0	0	0
156 Bank Niaga PDO	0	0	0	0	0
157 Bank Niaga PHP	0	0	0	0	0
160 Bank Pembangunan Daerah	0	0	0	0	0
161 BPD PDO / IDR	0	0	0	0	0
162 BPD PHP / IDR	0	0	0	0	0
190 Bank Lainnya	0	0	0	0	0
191 Bank lainnya	0	0	0	0	0
195 Transfer Uang	(98,054,055)	3,965,270,195	3,867,216,140	0	98,054,055
196 Transfer Uang Dropping	(111,054,055)	3,243,270,195	3,132,216,140	0	111,054,055
197 Transfer Uang Kontribusi	13,000,000	722,000,000	735,000,000	0	-13,000,000
200 DEPOSITO BERJANGKA	0	0	0	0	0
201 Deposito Berjangka Rupiah	0	0	0	0	0
202 Deposito Berjangka US Dollar	0	0	0	0	0
210 INVESTASI JANGKA PENDEK / SURAT BERHARGA	0	0	0	0	0
215 Saham	0	0	0	0	0
216 Saham	0	0	0	0	0
220 Obligasi	0	0	0	0	0

currency IDR
Pusat Kegiatan=20 (CAB. PALEMBANG)

URAIAN	SALDO AWAL	DEBET	KREDIT	SALDO AKHIR	MUTASI
221 Obligasi	0	0	0	0	0
225 Sertifikat BI	0	0	0	0	0
226 Sertifikat BI	0	0	0	0	0
230 Promes / Wesel Tagih	0	0	0	0	0
231 Promes / Wesel Tagih	0	0	0	0	0
235 Investasi Property	0	0	0	0	0
236 Investasi Property Jangka Pendek	0	0	0	0	0
240 Investasi Jangka Pendek Lainnya	0	0	0	0	0
241 Investasi Jangka Pendek lainnya	0	0	0	0	0
300 PIUTANG USAHA	10,724,564,654	9,776,415,825	9,728,469,142	10,772,511,337	47,946,683
301 Piutang Usaha	9,898,116,017	5,515,232,757	5,115,316,152	10,298,032,622	399,916,605
302 Pos Silang Mandiri Virtual Account	(157,718,189)	2,039,883,424	1,857,341,293	24,823,942	182,542,131
303 - Pos Silang PPh Psi 23	986,450,169	291,715	537,087,111	449,654,773	-536,795,396
304 Pos Silang Piutang Usaha	(2,283,343)	2,221,007,929	2,218,724,586	0	2,283,343
350 PENYISIHAN PIUTANG USAHA	(603,815,541)	1,788	643,376,907	(1,247,190,660)	(643,375,119)
351 Penyisihan Piutang Usaha	(603,815,541)	1,788	643,376,907	(1,247,190,660)	(643,375,119)
400 PENDAPATAN AKAN DITERIMA PAD	11,966,555,315	3,801,909,754	3,491,315,512	12,277,149,557	310,594,242
410 Pendapatan Akan Diterima	11,966,555,315	3,801,909,754	3,491,315,512	12,277,149,557	310,594,242
411 Pendapatan Akan Diterima	11,966,555,315	3,801,909,754	3,491,315,512	12,277,149,557	310,594,242
440 Pendapatan Akan Diterima Lainnya	0	0	0	0	0
441 Bunga Deposito	0	0	0	0	0
442 Jasa Giro	0	0	0	0	0
443 Bunga Pinjaman	0	0	0	0	0
444 Bunga Surat Berharga	0	0	0	0	0
445 - Kerja Sama Operasi [KSO]	0	0	0	0	0
450 Pos Silang Pendapatan Akan Diterima	0	0	0	0	0
451 Pos Silang PAD	0	0	0	0	0
500 PIUTANG LAINNYA	104,356,537	0	850,000	103,506,537	-850,000
510 Rekening Koran Afiliasi	0	0	0	0	0
511 RK dengan SGS Geneva	0	0	0	0	0
512 RK dengan SGS Singapore & lainnya	0	0	0	0	0
520 Piutang Lainnya Afiliasi	0	0	0	0	0

521	Piutang PT. Surveyor Indonesia	0	0	0	0	0
522	Plutang PT. Sprint Konsultan	0	0	0	0	0
523	Plutang PT. Sucofindo Appraisal Utama	0	0	0	0	0
524	Plutang PT. Sucofindo Logistics	0	0	0	0	0
525	Plutang PT. Sucofindo Episi	0	0	0	0	0
526	Plutang Koperasi Pegawai	0	0	0	0	0
527	Plutang KSO	0	0	0	0	0
528	Plutang Afiliasi Belum Diinvoicekan	0	0	0	0	0
530	Penyisihan Plutang Afiliasi	0	0	0	0	0
531	Penyisihan Plutang Afiliasi	0	0	0	0	0
540	Plutang Jaminan Jangka Pendek	75,074,000	0	850,000	74,224,000	-850,000
541	Bank Garansi	75,074,000	0	850,000	74,224,000	-850,000
542	Uang Jaminan	0	0	0	0	0
550	Biaya Beban Pelanggan / Pihak Ketiga	0	0	0	0	0
551	Biaya Beban Pelanggan / Pihak Ketiga	0	0	0	0	0
570	Plutang Pegawai	29,282,537	0	0	29,282,537	0
571	Plutang Pegawai	29,282,537	0	0	29,282,537	0

SUCO FINDO CAB. PALEMBANG
LAP ORAN NERACA DETAIL
Current Per Iod: DESEMBER-2013

Date: 23-MAY-14 09:45:41
Page: 3

currency IDR
Pusat Kegiatan=20 (CAB. PALEMBANG)

U R A I A N	SALDO AWAL	DEBET	KREDIT	SALDO AKHIR	MUTASI
580	Plutang Pihak Ketiga Lainnya	0	0	0	0
581	Plutang Pihak Ketiga Lain	0	0	0	0
600	UANG MUKA	671,353,500	990,927,780	1,662,281,280	0
610	Uang Muka Kerja	671,353,500	962,908,500	1,634,262,000	0
611	Uang Muka Kerja	671,353,500	386,950,000	1,058,303,500	0
612	Uang Muka Yang Belum Dipertanggungjawabkan	0	575,958,500	575,958,500	0
640	Uang Muka Pembelian / Pengadaan	0	0	0	0
641	Uang Muka Pembelian / Pengadaan	0	0	0	0
645	Klaim Asuransi	0	0	0	0
646	Klaim Asuransi THT / JHT	0	0	0	0
647	Klaim Jamsostek	0	0	0	0
648	Klaim Asuransi lainnya	0	0	0	0
650	Pos Silang Pengembalian Uang Muka	0	28,019,280	28,019,280	0
651	Pos Silang Pengembalian Uang Muka	0	28,019,280	28,019,280	0
655	PAJAK DIBAYAR DIMUKA	72,404,178	267,523,003	109,125,106	230,802,075
660	PPH Pasal 21	0	0	0	0
661	- PPh Pasal 21	0	0	0	0
670	PPH Badan	73,098,091	197,494,921	0	270,593,012
671	- PPh Pasal 22 Waba	0	0	0	0
672	- PPh Pasal 23 Waba	73,098,091	197,494,921	0	270,593,012
673	- PPh Pasal 25 Masa	0	0	0	0
674	Fiskal Luar Negeri	0	0	0	0
675	- PPh Badan Lebih Bayar [Pasal 28 A]	0	0	0	0
680	PPH	(693,913)	70,028,082	109,125,106	(39,790,937)
681	PPN Masukan	(693,913)	70,028,082	109,125,106	(39,790,937)
682	PPN Masukan Belum ada SSP	0	0	0	0
690	Pajak Lainnya	0	0	0	0
691	Pajak lainnya	0	0	0	0
700	PERSEDIAAN	247,500,406	120,241,811	136,434,895	231,307,322
710	Bahan Operasi	126,496,491	120,226,675	48,582,952	198,140,214
711	Bahan Operasi	126,496,491	120,226,675	48,582,952	198,140,214
740	Supplies	121,003,915	15,136	87,851,943	33,167,108
741	Supplies	121,003,915	15,136	87,851,943	33,167,108
750	Persediaan Barang Dalam Perjalanan	0	0	0	0
751	Persediaan Barang Dalam Perjalanan	0	0	0	0
800	BIAYA DIBAYAR DI MUKA	1,849,480,837	1,645,771,491	1,231,242,480	2,264,009,848
810	Biaya Pegawai Dibayar Dimuka	168,701,670	0	168,701,670	0
811	Tunjangan Hari Raya DD	168,701,670	0	168,701,670	0
812	Tunjangan Cuti DD	0	0	0	0
813	UPF Perumahan DD	0	0	0	0
814	UPF Kendaraan DD	0	0	0	0
815	Assuransi Pegawai DD	0	0	0	0
820	Biaya Operasional Dibayar Dimuka	731,957,410	89,312,100	45,040,792	776,228,718
821	Biaya Bahan Operasi DD	213,291,342	89,312,100	0	302,603,442
822	Biaya Penunjang Operasi DD	518,666,068	0	45,040,792	473,625,276
830	Biaya Fasilitas Dibayar Dimuka	913,472,396	375,000	22,851,270	890,996,126
831	Biaya Sewa DD	550,874,979	375,000	21,583,334	529,666,645
832	Biaya Perawatan DD	354,989,800	0	0	354,989,800
833	Biaya Asuransi Fasilitas DD	7,607,617	0	1,267,936	6,339,681

SUCO FINDO CAB. PALEMBANG
LAP ORAN NERACA DETAIL
Current Per Iod: DESEMBER-2013

Date: 23-MAY-14 09:45:41
Page: 4

currency IDR
Pusat Kegiatan=20 (CAB. PALEMBANG)

U R A I A N	SALDO AWAL	DEBET	KREDIT	SALDO AKHIR	MUTASI
840	Biaya Lainnya Dibayar Dimuka	35,349,361	1,556,084,391	994,648,748	596,785,004
841	Biaya lainnya Dibayar Dimuka DD	35,349,361	1,556,084,391	994,648,748	596,785,004
1000	AKTIVA TIDAK LANCAR	0	0	0	0
1010	INVESTASI JANGKA PANJANG	0	0	0	0
1020	Penyertaan Saham	0	0	0	0
1021	PT. Surveyor Indonesia	0	0	0	0
1022	PT. Qualitech Perdana	0	0	0	0
1023	PT. Sprint Konsultan	0	0	0	0
1024	PT. Sucofindo Appraisal Utama	0	0	0	0
1025	PT. Sucofindo Logistics	0	0	0	0
1026	PT. Sucofindo Episi	0	0	0	0
1040	Penyisihan Penyertaan	0	0	0	0
1041	PT. Surveyor Indonesia	0	0	0	0
1042	PT. Qualitech Perdana	0	0	0	0

1043 PT. Sprint Konsultan	0	0	0	0	0
1044 PT. Sucofindo Appraisal Utama	0	0	0	0	0
1045 PT. Sucofindo Logistics	0	0	0	0	0
1046 PT. Sucofindo Eplsi	0	0	0	0	0
1060 Investasi Jangka Panjang Lainnya	0	0	0	0	0
1061 Investasi KSO	0	0	0	0	0
1062 Investasi lainnya Jangka Panjang	0	0	0	0	0
1090 AKTIVA PAJAK TANGGUHAN	0	0	0	0	0
1091 Aktiva Pajak Tangguhan	0	0	0	0	0
1100 AKTIVA TETAP	14,665,133,008	1,936,828,912	547,873,550	16,054,088,370	1,388,955,362
1105 NILAI PEROLEHAN	27,638,213,076	1,762,300,000	0	29,400,513,076	1,762,300,000
1110 Tanah	357,536,000	0	0	357,536,000	0
1111 Tanah	357,536,000	0	0	357,536,000	0
1115 Bangunan	4,793,250,142	0	0	4,793,250,142	0
1116 Bangunan Kantor	4,793,250,142	0	0	4,793,250,142	0
1117 Bangunan Gudang	0	0	0	0	0
1118 Bangunan Rumah Dinas	0	0	0	0	0
1119 Bangunan Laboratorium	0	0	0	0	0
1120 Bangunan lainnya	0	0	0	0	0
1125 Perlengkapan Mesin	815,687,955	0	0	815,687,955	0
1126 Generator Set	519,780,455	0	0	519,780,455	0
1127 Perlengkapan lainnya	295,907,500	0	0	295,907,500	0
1130 Peralatan Operasi	19,045,702,976	1,762,300,000	0	20,808,002,976	1,762,300,000
1131 - PO. 4 tahun	19,045,702,976	1,762,300,000	0	20,808,002,976	1,762,300,000
1132 - PO. 6 tahun	0	0	0	0	0
1170 Kendaraan	45,477,363	0	0	45,477,363	0
1171 Mobil	0	0	0	0	0
1172 Sepeda Motor	45,477,363	0	0	45,477,363	0
1173 Kendaraan lainnya	0	0	0	0	0
1180 Peralatan Kantor	1,044,429,200	0	0	1,044,429,200	0
1181 Mebelair	218,630,000	0	0	218,630,000	0
1182 Peralatan lainnya	825,799,200	0	0	825,799,200	0
1190 Peralatan Sistem Informasi	1,536,129,440	0	0	1,536,129,440	0
1191 Peralatan Sistem Informasi	1,536,129,440	0	0	1,536,129,440	0
1200 AKUMULASI PENYUSUTAN AKTIVA TETAP	(12,982,641,736)	174,528,912	538,311,882	(13,346,424,706)	(363,782,970)

SUCO FINDO CAB. PALEMBANG
LAP ORAN NERACA DETAIL
Current Per iod: DESEMBER-2013

Date: 23-MAY-14 09:45:41
Page: 5

curr ency IDR
Pusat Kegiatan=20 (CAB. PALEMBANG)

U R A I A N	SALDO AWAL	DEBIT	KREDIT	SALDO AKHIR	MUTASI
1215 Akum. Penyusutan Bangunan	(3,387,639,004)	0	19,971,875	(3,407,610,879)	(19,971,875)
1216 Akum. Penyusutan Bangunan Kantor	(3,387,639,004)	0	19,971,875	(3,407,610,879)	(19,971,875)
1217 Akum. Penyusutan Bangunan Gudang	0	0	0	0	0
1218 Akum. Penyusutan Bangunan Rumah Dinas	0	0	0	0	0
1219 Akum. Penyusutan Bangunan Laboratorium	0	0	0	0	0
1220 Akum. Penyusutan Bangunan lainnya	0	0	0	0	0
1225 Akum. Penyusutan Perlengkapan Mesin	(510,443,157)	0	4,796,875	(515,240,032)	(4,796,875)
1226 Akum. Penyusutan Generator Set	(261,931,490)	0	3,848,963	(265,780,453)	(3,848,963)
1227 Akum. Penyusutan Perlengkapan lainnya	(248,511,667)	0	947,912	(249,459,579)	(947,912)
1230 Akum. Penyusutan Peralatan Operasi	(7,021,114,815)	174,528,912	486,886,505	(7,333,472,408)	(312,357,593)
1231 - Akum. Peny. PO. Umur 4 Tahun	(6,931,114,816)	174,528,912	481,261,506	(7,237,847,410)	(306,732,594)
1232 - Akum. Peny. PO. Umur 6 Tahun	(89,999,999)	0	5,624,999	(95,624,998)	(5,624,999)
1270 Akum. Penyusutan Kendaraan	(45,477,358)	0	0	(45,477,358)	0
1271 Akum. Penyusutan Kendaraan Mobil	0	0	0	0	0
1272 Akum. Penyusutan Kendaraan Sepeda Motor	(45,477,358)	0	0	(45,477,358)	0
1273 Akum. Penyusutan Kendaraan lainnya	0	0	0	0	0
1280 Akum. Penyusutan Peralatan kantor	(652,127,464)	0	13,485,430	(665,612,894)	(13,485,430)
1281 Akum. Penyusutan Mebelair	(313,254,660)	0	10,737,476	(323,992,136)	(10,737,476)
1282 Akum. Penyusutan Peralatan lainnya	(338,872,804)	0	2,747,954	(341,620,758)	(2,747,954)
1290 Akum. Penyusutan Peralatan SI	(1,365,839,938)	0	13,171,197	(1,379,011,135)	(13,171,197)
1291 Akum. Penyusutan Peralatan SI	(1,365,839,938)	0	13,171,197	(1,379,011,135)	(13,171,197)
1300 PEMBELIAN AKTIVA TETAP	0	0	0	0	0
1301. Pembelian Tanah	0	0	0	0	0
1302 Pembelian Bangunan	0	0	0	0	0
1303 Pembelian Perlengkapan/Mesin	0	0	0	0	0
1304 Pembelian Peralatan Operasi	0	0	0	0	0
1305 Pembelian Kendaraan	0	0	0	0	0
1306 Pembelian Peralatan Perabot Kantor	0	0	0	0	0
1307 Pembelian Peralatan SI	0	0	0	0	0
1320 PERKIRAAN PENUTUP	0	0	0	0	0
1321 Perkiraan Penutup	0	0	0	0	0
1350 POS SILANG AKTIVA TETAP	9,561,668	0	9,561,668	0	-9,561,668
1351 Pos Silang Mutasi / Penghapusan Aktiva TETAP	9,561,668	0	9,561,668	0	-9,561,668
1400 AKTIVA TETAP LEASING	0	0	0	0	0
1401 Bangunan Leasing	0	0	0	0	0
1402 Perlengkapan/Mesin Leasing	0	0	0	0	0
1403 Peralatan Operasi Leasing	0	0	0	0	0
1404 Kendaraan Leasing	0	0	0	0	0
1405 Peralatan Kantor Leasing	0	0	0	0	0
1406 Peralatan SI Leasing	0	0	0	0	0
1420 AKUMULASI PENYUSUTAN AKTIVA TETAP LEASING	0	0	0	0	0
1421 Akum. Peny. Bangunan Leasing	0	0	0	0	0
1422 Akum. Peny. Perlengkapan/Mesin Leasing	0	0	0	0	0
1423 Akum. Peny. Peralatan Operasi Leasing	0	0	0	0	0
1424 Akum. Peny. Kendaraan Leasing	0	0	0	0	0
1425 Akum. Peny. Peralatan Kantor Leasing	0	0	0	0	0
1426 Akum. Peny. Peralatan SI Leasing	0	0	0	0	0
1440 AKTIVA TETAP KSO / PROYEK	0	0	0	0	0
1441 Bangunan KSO	0	0	0	0	0

SUCO FINDO CAB. PALEMBANG
LAP ORAN NERACA DETAIL
Current Per iod: DESEMBER-2013

Date: 23-MAY-14 09:45:41
Page: 6

curr ency IDR

U R A I A N	SALDO AWAL	DEBET	KREDIT	SALDO AKHIR	MUTASI
1442 Perlengkapan Mesin KSO	0	0	0	0	0
1443 Peralatan Operasi KSO	0	0	0	0	0
1444 Kendaraan KSO	0	0	0	0	0
1445 Peralatan Kantor KSO	0	0	0	0	0
1446 Peralatan SI KSO	0	0	0	0	0
1460 AKUM. PENY. AKTIVA TETAP KSO / PROYEK	0	0	0	0	0
1461 Akum. Peny. Bangunan KSO	0	0	0	0	0
1462 Akum. Peny. Perlengkapan Mesin KSO	0	0	0	0	0
1463 Akum. Peny. Peralatan Operasi KSO	0	0	0	0	0
1464 Akum. Peny. Kendaraan KSO	0	0	0	0	0
1465 Akum. Peny. Peralatan Kantor KSO	0	0	0	0	0
1466 Akum. Peny. Peralatan SI KSO	0	0	0	0	0
1500 AKTIVA TETAP DALAM PROSES	0	0	0	0	0
1501 Tanah	0	0	0	0	0
1502 Bangunan	0	0	0	0	0
1503 Perlengkapan Mesin	0	0	0	0	0
1504 Peralatan Operasi	0	0	0	0	0
1505 Kendaraan	0	0	0	0	0
1506 Peralatan Kantor	0	0	0	0	0
1507 Peralatan SI	0	0	0	0	0
1600 AKTIVA TETAP TIDAK BERWUJUD	0	0	0	0	0
1601 Goodwill	0	0	0	0	0
1602 Hak Patent	0	0	0	0	0
1603 Hak Cipta	0	0	0	0	0
1604 Waralaba	0	0	0	0	0
1605 Hak Atas Tanah / Hak Guna Bangunan	0	0	0	0	0
1606 Software / Peranti lunak	0	0	0	0	0
1607 Pengembangan Jasa	0	0	0	0	0
1620 AKUM. AMOR. AKTIVA TETAP TIDAK BERWUJUD	0	0	0	0	0
1621 Akum. Amortisasi Goodwill	0	0	0	0	0
1622 Akum. Amortisasi Hak Patent	0	0	0	0	0
1623 Akum. Amortisasi Hak Cipta	0	0	0	0	0
1624 Akum. Amortisasi Waralaba	0	0	0	0	0
1625 Akum. Amortisasi Hak Atas Tanah / Hak Guna	0	0	0	0	0
1626 Akum. Software / Peranti lunak	0	0	0	0	0
1627 Akum. Biaya Pengembangan	0	0	0	0	0
1700 AKTIVA LAIN LAIN	604.191,474	905.351	605.096,825	0	-604.191,474
1710 KAS / BANK DI BLOKIR	0	0	0	0	0
1711 Kas / Bank Diblokir	0	0	0	0	0
1720 SEWA JANGKA PANJANG	0	0	0	0	0
1721 Sewa Jangka Panjang	0	0	0	0	0
1722 Akumulasi Reklas Sewa ke Jangka Pendek	0	0	0	0	0
1730 JAMINAN JANGKA PANJANG	0	0	0	0	0
1731 Jaminan Telepone	0	0	0	0	0
1732 Jaminan Listrik	0	0	0	0	0
1733 Jaminan Sewa / Property	0	0	0	0	0
1734 Jaminan lainnya	0	0	0	0	0
1740 PREMI ASURANSI JANGKA PANJANG	0	0	0	0	0
1741 Premi Asuransi THT/IHT	0	0	0	0	0

SUCO FINDO CAB. PALEMBANG
LAPORAN NERACA DETAIL
Current Per lod: DESEMBER-2013

Date: 23-MAY-14 09:45:41
Page: 7

curr ency IDR
Pusat Kegiatan=20 (CAB. PALEMBANG)

U R A I A N	SALDO AWAL	DEBET	KREDIT	SALDO AKHIR	MUTASI
1742 - Akumulasi Pembebanan Premi Asuransi THT/	0	0	0	0	0
1750 BIAYA DITANGGUHKAN	0	0	0	0	0
1751 Biaya Pendirian / Pra Operasi	0	0	0	0	0
1752 Biaya Pengembangan Jasa	0	0	0	0	0
1753 Biaya Partisi / Rehabilitasi layout	0	0	0	0	0
1754 Biaya Ekspansi Usaha	0	0	0	0	0
1755 Biaya Selisih kurs Yang ditanggung	0	0	0	0	0
1756 Biaya Emisi	0	0	0	0	0
1757 Biaya lainnya	0	0	0	0	0
1758 Biaya Suku Cadang / Material	0	0	0	0	0
1770 AMORTISASI BIAYA DITANGGUHKAN	0	0	0	0	0
1771 Akum. Amor. By Pendirian / Pra Operasi	0	0	0	0	0
1772 Akum. Amor. By Pengembangan Jasa	0	0	0	0	0
1773 Akum. Amor. By Partisi / Rehabilitasi	0	0	0	0	0
1774 Akum. Amor. By Ekspansi Usaha	0	0	0	0	0
1775 Akum. Amor. By Selisih kurs Yang ditanggung	0	0	0	0	0
1776 Akum. Amor. By Emisi	0	0	0	0	0
1777 Akum. Amor. By lainnya	0	0	0	0	0
1778 Akum. Amor. By Suku Cadang / Material	0	0	0	0	0
1800 AKTIVA TIDAK AKTIF	0	0	0	0	0
1801 Tanah	0	0	0	0	0
1802 Bangunan	0	0	0	0	0
1803 Perlengkapan Mesin	0	0	0	0	0
1804 Peralatan Operasi	0	0	0	0	0
1805 Kendaraan	0	0	0	0	0
1806 Peralatan Kantor	0	0	0	0	0
1807 Peralatan Sistem Informasi	0	0	0	0	0
1808 Persediaan	0	0	0	0	0
1810 AKUMULASI PENYUSUTAN AKTIVA TIDAK AKTIF	0	0	0	0	0
1811 Akum. Peny. Bangunan	0	0	0	0	0
1812 Akum. Peny. Perlengkapan Mesin	0	0	0	0	0
1813 Akum. Peny. Peralatan Operasi	0	0	0	0	0
1814 Akum. Peny. Kendaraan	0	0	0	0	0
1815 Akum. Peny. Peralatan Kantor	0	0	0	0	0
1816 Akum. Peny. Peralatan SI	0	0	0	0	0
1817 Akum. Peny. Persediaan	0	0	0	0	0
1830 AKTIVA TETAP KSO DIKELOLA MITRA	0	750,000	750,000	0	0

1831 Aktiva Tetap KSO Dikelola Mitra	0	750,000	750,000	0	0
1840 AKUM. PENY. AKTIVA TETAP KSO DIKELOLA MITRA	0	0	0	0	0
1841 Akum. Peny. Aktiva Tetap KSO Dikelola Mit	0	0	0	0	0
1880 POS DALAM PENYELESAIAN	0	0	0	0	0
1881 Pos Dalam Penyelesaian	0	0	0	0	0
1890 AKTIVA LAINNYA	604,191,474	155,351	604,346,825	0	-604,191,474
1891 Aktiva lainnya	604,191,474	155,351	604,346,825	0	-604,191,474
2000 KEWAJIBAN DAN EKUITAS	(40,333,143,782)	26,373,731,821	26,983,864,435	(40,943,276,396)	(610,132,614)
2005 KEWAJIBAN JANGKA PENDEK	(216,287,553)	10,173,796,742	13,734,787,332	(3,777,278,143)	(3,560,990,590)
2010 HUTANG USAHA	(342,940,401)	7,112,246,481	10,542,023,288	(3,772,717,208)	(3,429,776,807)
2020 Hutang Usaha Invoice	(235,311,659)	4,982,714,635	6,665,978,484	(1,918,575,508)	(1,683,263,849)
2021 Hutang Usaha Intern	(158,608,501)	4,417,281,188	5,688,002,657	(1,414,324,970)	(1,260,721,469)

SUCO FINDO CAB. PALEMBANG D ate: 23-MAY-14 09:45:41
LAP ORAN NERACA DETAIL Page: 8
Current Per iod: DESEMBER-2013

curr ency IDR
Pus at Kegiatan=20 (CAB. PALEMBANG)

U R A I A N	SALDO AWAL	DEBET	KREDIT	SALDO AKHIR	MUTASI
2022 Hutang Usaha Ekstern	(81,708,158)	555,433,447	977,975,827	(504,250,538)	(422,542,380)
2030 Hutang Usaha Belum Invoice	(260,641,700)	168,800,000	1,762,300,000	(1,854,141,700)	(1,593,500,000)
2031 Hutang Persediaan	0	0	0	0	0
2032 Hutang Aktiva Tetap	(260,641,700)	168,800,000	1,762,300,000	(1,854,141,700)	(1,593,500,000)
2040 Pos Silang AP	153,012,958	1,960,731,846	2,113,744,804	0	-153,012,958
2041 Pos Silang AP Persediaan	0	0	0	0	0
2042 Pos Silang AP Aktiva Tetap	0	0	0	0	0
2043 Pos Silang AP Biaya	153,012,958	1,960,731,846	2,113,744,804	0	-153,012,958
2044 Pos Silang AR	0	0	0	0	0
2050 HUTANG PIHAK AFILIASI	0	0	0	0	0
2051 Hutang SGS Geneva	0	0	0	0	0
2052 Hutang SGS Singapore & lainnya	0	0	0	0	0
2053 Hutang PT. Surveyor Indonesia	0	0	0	0	0
2054 Hutang PT. Sprint Konsultan	0	0	0	0	0
2055 Hutang PT. SAU	0	0	0	0	0
2056 Hutang PT. SCI Logistics	0	0	0	0	0
2057 Hutang PT. Sucofindo Episi	0	0	0	0	0
2070 PINJAMAN JANGKA PENDEK	0	0	0	0	0
2071 Pinjaman Pada Bank	0	0	0	0	0
2072 Pinjaman Pada Lembaga Keuangan lainnya	0	0	0	0	0
2073 Pinjaman Pada Pihak Ketiga	0	0	0	0	0
2074 Hutang Bunga Pinjaman	0	0	0	0	0
2080 PINJAMAN JANGKA PANJANG YANG JATUH TEMPO	0	0	0	0	0
2081 Pinjaman Pada Bank Jatuh Tempo	0	0	0	0	0
2082 Pinjaman Pada Lembaga Keuangan Jatuh Tempo	0	0	0	0	0
2083 Pinjaman Pada Pihak Ketiga Jatuh Tempo	0	0	0	0	0
2084 Hutang Leasing Jatuh Tempo	0	0	0	0	0
2085 Obligasi Jatuh Tempo	0	0	0	0	0
2090 WESEL BAYAR	0	0	0	0	0
2091 Wesel Bayar	0	0	0	0	0
2100 UANG MUKA PENJUALAN	(182,147,511)	661,311,658	742,554,110	(263,389,963)	(81,242,452)
2101 Uang Muka Penjualan	(182,147,511)	661,311,658	742,554,110	(263,389,963)	(81,242,452)
2140 HUTANG ASURANSI	0	30,381,362	30,381,362	0	0
2141 Hutang Premi Asuransi THT / JHT	0	0	0	0	0
2142 Hutang Asuransi Jamsostek	0	30,381,362	30,381,362	0	0
2143 Hutang Asuransi lainnya	0	0	0	0	0
2150 HUTANG PAJAK	545,908,957	1,621,842,452	1,592,288,721	575,462,688	29,553,731
2160 Hutang PPh	31,980,849	120,067,832	342,033,809	(189,985,128)	(221,965,977)
2161 - Hutang PPh Pasal 4 ayat 2 Final	0	0	0	0	0
2162 - Hutang PPh Pasal 21	48,612,729	120,067,832	332,245,364	(163,564,803)	(212,177,532)
2163 - Hutang PPh Pasal 23 Wapu	(16,631,880)	0	9,788,445	(26,420,325)	(9,788,445)
2164 - Hutang PPh Pasal 26 Wapu	0	0	0	0	0
2165 - Hutang PPh Pasal 29 Badan	0	0	0	0	0
2166 - Hutang PPh Pasal 21 (Non NPWP)	0	0	0	0	0
2170 Hutang PPN	513,928,108	1,501,774,620	1,250,254,912	765,447,816	251,519,708
2171 Hutang PPN Keluaran	584,196,659	1,443,419,109	1,204,848,452	822,767,316	238,570,657
2172 - Hutang PPN Impor (Pemanfaatan IKP)	0	0	0	0	0
2173 Hutang PPN Masukan Wapu PMK-85	(70,268,551)	58,355,511	45,406,460	(57,319,500)	12,949,051
2190 Hutang Pajak Lainnya	0	0	0	0	0

SUCO FINDO CAB. PALEMBANG D ate: 23-MAY-14 09:45:41
LAP ORAN NERACA DETAIL Page: 9
Current Per iod: DESEMBER-2013

curr ency IDR
Pus at Kegiatan=20 (CAB. PALEMBANG)

U R A I A N	SALDO AWAL	DEBET	KREDIT	SALDO AKHIR	MUTASI
2191 Hutang Pajak lainnya	0	0	0	0	0
2230 HUTANG LANCAR LAINNYA	0	134,099,259	134,099,259	0	0
2231 Hutang Dividen	0	0	0	0	0
2232 Hutang Gratifikasi /Tantiem	0	0	0	0	0
2233 Hutang PKBL	0	0	0	0	0
2234 Hutang Koperasi Pegawai	0	115,944,259	115,944,259	0	0
2235 Hutang Serikat Pekerja / Perindo	0	18,155,000	18,155,000	0	0
2236 Hutang Jaminan Jangka Pendek / Deposit	0	0	0	0	0
2237 Hutang Asosiasi	0	0	0	0	0
2238 Hutang KSO	0	0	0	0	0
2239 Hutang Lain-lain	0	0	0	0	0
2250 PENDAPATAN DITERIMA DIMUKA	(37,159,200)	6,193,200	0	(30,966,000)	6,193,200
2251 Sewa/Service Charge Diterima Dimuka	(37,159,200)	6,193,200	0	(30,966,000)	6,193,200
2252 Bunga Diterima Dimuka	0	0	0	0	0
2253 Pendapatan Lain Diterima Dimuka	0	0	0	0	0
2300 BIAYA MASIH HARUS DIBAYAR	(199,949,398)	607,722,330	693,440,592	(285,667,660)	(85,718,262)
2310 Biaya Pegawai Masih Harus Dibayar	(37,620,998)	497,251,430	650,752,994	(191,122,562)	(153,501,564)
2311 Biaya Gaji / Tunjangan MHD	0	459,630,432	650,752,994	(191,122,562)	(191,122,562)
2312 Biaya Tunjangan Tahunan THR/Cuti AMHD	(37,620,998)	37,620,998	0	0	37,620,998

2313	Biaya UPF MHD	0	0	0	0	0
2314	Biaya Asuransi THT / JHT MHD	0	0	0	0	0
2315	Biaya Insentif	0	0	0	0	0
2316	Biaya Pegawai lainnya MHD	0	0	0	0	0
2320	Biaya Operasional Masih Harus Dibayar	(63,607,500)	0	30,937,598	(94,545,098)	(30,937,598)
2321	Biaya Bahan Operasi MHD	0	0	0	0	0
2322	Biaya Event Organizer MHD	0	0	0	0	0
2323	Biaya Sub Kont. MHD	0	0	0	0	0
2324	Biaya Konsultans, Konsultansi / Eksperti	0	0	0	0	0
2325	Biaya Out Sourcing MHD	0	0	0	0	0
2326	Biaya Kerjasama Operasi MHD	0	0	0	0	0
2327	Biaya Perlengkapan Kerja	(63,607,500)	0	30,937,598	(94,545,098)	(30,937,598)
2328	Biaya Pas Pelabuhan / Bandara	0	0	0	0	0
2329	Biaya Handling	0	0	0	0	0
2330	Biaya Ekstra Fooding	0	0	0	0	0
2331	Biaya Laboratorium Ekstern	0	0	0	0	0
2332	Biaya Pajak Final	0	0	0	0	0
2333	Biaya Analisa Laboratorium MHD	0	0	0	0	0
2350	Biaya Fasilitas Masih Harus Dibayar	(2,470,900)	2,470,900	0	0	2,470,900
2351	Biaya Perawatan MHD	(2,470,900)	2,470,900	0	0	2,470,900
2352	Biaya Sewa MHD	0	0	0	0	0
2353	Biaya Listrik / Air / Gas / Telepon MH	0	0	0	0	0
2360	Biaya Lainnya Masih Harus Dibayar	(96,250,000)	108,000,000	11,750,000	0	96,250,000
2361	Biaya Kantor MHD	0	0	0	0	0
2362	Biaya Diklat MHD	0	0	0	0	0
2363	Biaya Penelitian / Pengembangan MHD	0	0	0	0	0
2364	Biaya Promosi MHD	0	0	0	0	0
2365	Biaya Umum MHD	(96,250,000)	108,000,000	11,750,000	0	96,250,000
2366	Biaya Tender / Lelang / Kontrak	0	0	0	0	0
2367	Biaya Canvassing	0	0	0	0	0

■

SUJCO FIND O - CAB. PALEMBANG
LAP ORAN NERACA DETAIL
Current Per iod: DESEMBER-2013

Date: 23-MAY-14 09:45:41
Page: 10

curr ency IDR
Pus at Kegiatan=20 (CAB. PALEMBANG)

U R A I A N	SALDO AWAL	DEBET	KREDIT	SALDO AKHIR	MUTASI	
2368	Biaya Potongan / Diskon / Komisi	0	0	0	0	0
2369	Biaya Retensi / Klaim	0	0	0	0	0
2370	Biaya Penyerahan	0	0	0	0	0
2400	KEWAJIBAN JANGKA PANJANG	0	0	0	0	0
2410	PINJAMAN JANGKA PANJANG	0	0	0	0	0
2411	Pinjaman Bank Jangka Panjang	0	0	0	0	0
2412	Pinjaman Lembaga Keuangan Jangka Panjang	0	0	0	0	0
2413	Pinjaman Pihak Ketiga Jangka Panjang	0	0	0	0	0
2420	HUTANG SURAT BERTANGGUNG	0	0	0	0	0
2421	Hutang Obligasi	0	0	0	0	0
2422	Hutang Hipotek	0	0	0	0	0
2423	Hutang Wesel Jangka Panjang	0	0	0	0	0
2430	HUTANG JANGKA PANJANG LAINNYA	0	0	0	0	0
2431	Hutang Leasing	0	0	0	0	0
2432	Jaminan / Deposit Jangka Panjang	0	0	0	0	0
2433	Dana Pesangon Direksi/Dekom	0	0	0	0	0
2434	Dana Pesangon / Uang Jasa Pegawai	0	0	0	0	0
2435	Hutang Premi Asuransi Jangka Panjang	0	0	0	0	0
2436	Dana Retensi	0	0	0	0	0
2437	- PSAK 24	0	0	0	0	0
2500	KEWAJIBAN LAINNYA	0	0	0	0	0
2501	Selisih kurs Devaluasi ditangguhkan	0	0	0	0	0
2520	HAK MINORITAS	0	0	0	0	0
2521	Hak Minoritas	0	0	0	0	0
2530	KEWAJIBAN PAJAK TANGGUHAN	0	0	0	0	0
2531	Kewajiban Pajak Tangguhan	0	0	0	0	0
2600	EKUITAS	(4,704,077,156)	10,416,650,414	9,146,255,786	(3,433,682,528)	1,270,394,628
2610	MODAL DISETOR	0	0	0	0	0
2611	Modal Saham Disetor	0	0	0	0	0
2612	Modal Donasi	0	0	0	0	0
2613	Aglo Saham	0	0	0	0	0
2620	CADANGAN	0	0	0	0	0
2621	Cadangan Umum	0	0	0	0	0
2622	Cadangan Bertujuan	0	0	0	0	0
2630	SELISIH PENILAIAN KEMBALI AKTIVA TETAP	0	0	0	0	0
2631	Selisih Penilaian Kembali Aktiva Tetap	0	0	0	0	0
2650	SALDO LABA/RUGI DITAHAN	(4,704,077,156)	10,416,650,414	9,146,255,786	(3,433,682,528)	1,270,394,628
2651	Saldo Laba/Rugi tahun Lalu	0	0	0	0	0
2652	Saldo Laba/Rugi tahun Berjalan	(4,704,077,156)	10,416,650,414	9,146,255,786	(3,433,682,528)	1,270,394,628
2660	SELISIH TRANSLASI LAPORAN	0	0	0	0	0
2661	Selisih Translasi Laporan	0	0	0	0	0
2670	CADANGAN PENGGUNAAN ANGGARAN	0	0	0	0	0
2671	Cadangan Penggunaan Anggaran	0	0	0	0	0
2700	TRANSAKSI ANTAR UNIT KERJA / RK	(35,412,779,073)	5,783,284,665	4,102,821,317	(33,732,315,725)	1,680,463,348
2701	Transaksi Antar Unit Kerja / RK	(35,412,779,073)	5,783,284,665	4,102,821,317	(33,732,315,725)	1,680,463,348

■

currency IDR
 Pusat Kegiatan=20 (CAB. PALEMBANG)

URAIAN	ANGGARAN		ANGGARAN		REALISASI		REALISASI		% TASE		REALISASI	
	FLEXIBEL/REKASJ BULAN BH (A)	FLEXIBEL/REKASJ S.D BULAN BH (B)	STATIS / REKAP BULAN BH (C)	STATIS / REKAP S.D BULAN BH (D)	BULAN BH (E)	S.D BULAN BH (F)	BULAN BH (G=E/A)	S.D BULAN BH (H=F/B)	BULAN BH (I= E/C)	S.D BULAN BH (J=F/D)		
TOTAL PENDAPATAN	-9,490,770,341	-113,855,000,000	-9,490,770,341	-113,855,000,000	-5,655,795,513	-42,355,151,220	59.6	37.2	59.6	37.2		
TOTAL BIAYA	6,466,473,825	77,024,600,000	6,466,473,825	77,224,600,000	6,926,190,141	38,921,468,892	107.1	50.5	107.1	50.4		
1. PENDAPATAN OPERASI	-9,490,770,341	-113,855,000,000	-9,490,770,341	-113,855,000,000	-5,590,132,350	-41,877,859,558	58.9	36.8	58.9	36.8		
2. BIAYA OPERASI	6,278,096,673	74,746,400,000	6,278,096,673	74,946,600,000	5,317,928,532	35,278,260,957	84.7	47.2	84.7	47.1		
- Biaya Operasi Langsung	5,687,848,271	67,752,333,332	5,687,848,271	67,902,500,000	4,654,023,453	29,787,497,623	81.8	44	81.8	43.9		
- Biaya Operasi Tidak Langsung	590,248,402	6,994,066,668	590,248,402	7,044,100,000	663,905,079	5,490,763,334	112.5	78.5	112.5	77.9		
3. LABA OPERASI	-3,212,673,668	-39,108,400,000	-3,212,673,668	-38,908,400,000	-272,203,818	-6,509,596,601	8.5	16.9	8.5	17		
4. BIAYA USAHA	188,377,152	2,278,000,000	188,377,152	2,278,000,000	829,773,591	2,831,387,897	440.5	124.3	440.5	124.3		
- Biaya Sustaining	0	0	0	0	0	0	n/m	n/m	n/m	n/m		
- Biaya Pemeliharaan	26,293,000	335,800,000	26,293,000	335,800,000	500,000	4,364,500	1.9	1.3	1.9	1.3		
- Biaya Administrasi	162,084,152	1,942,200,000	162,084,152	1,942,200,000	829,273,591	2,827,003,397	511.6	145.6	511.6	145.6		
- Biaya Pengembangan	0	0	0	0	0	0	n/m	n/m	n/m	n/m		
5. LABA KOTOR USAHA	-3,024,296,516	-36,830,400,000	-3,024,296,516	-36,630,400,000	557,569,773	-3,768,230,704	-18.4	10.2	-18.4	10.3		
- Pendapatan Lainnya	0	0	0	0	-65,663,163	-477,291,662	n/m	n/m	n/m	n/m		
- Biaya Lain-lain	0	0	0	0	778,488,018	811,839,838	n/m	n/m	n/m	n/m		
6. LABA/RUGI PENDIBAY SBL KOMPREHENSIF	-3,024,296,516	-36,830,400,000	-3,024,296,516	-36,630,400,000	1,270,394,628	-3,433,682,528	-42	9.3	-42	9.4		
- Komprehensif	0	0	0	0	0	0	n/m	n/m	n/m	n/m		
7. LABA / RUGI SEBELUM PENYERTAAN	-3,024,296,516	-36,830,400,000	-3,024,296,516	-36,630,400,000	1,270,394,628	-3,433,682,528	-42	9.3	-42	9.4		
- Pendapatan Penyertaan	0	0	0	0	0	0	n/m	n/m	n/m	n/m		
- Rugi Penyertaan	0	0	0	0	0	0	n/m	n/m	n/m	n/m		
8. LABA SEBELUM PAJAK KORI	-3,024,296,516	-36,830,400,000	-3,024,296,516	-36,630,400,000	1,270,394,628	-3,433,682,528	-42	9.3	-42	9.4		
- Pajak Kori	0	0	0	0	0	0	n/m	n/m	n/m	n/m		
9. LABA SEBELUM PAJAK TANGGUHAN	-3,024,296,516	-36,830,400,000	-3,024,296,516	-36,630,400,000	1,270,394,628	-3,433,682,528	-42	9.3	-42	9.4		
- Pajak Tangguhan	0	0	0	0	0	0	n/m	n/m	n/m	n/m		
10. LABA SETELAH PAJAK	-3,024,296,516	-36,830,400,000	-3,024,296,516	-36,630,400,000	1,270,394,628	-3,433,682,528	-42	9.3	-42	9.4		
PENDAPATAN OPERASI	9,490,770,341	-113,855,000,000	-9,490,770,341	-113,855,000,000	-5,590,132,350	-41,877,859,558	58.9	36.8	58.9	36.8		
- Government 1	-125,000,000	-1,500,000,000	-125,000,000	-1,500,000,000	-245,264,075	-1,349,949,251	196.2	90	196.2	90		
- Government 2	-41,666,667	-500,000,000	-41,666,667	-500,000,000	0	0	0	0	0	0		
- Komoditi & Soklat Perdagangan	-250,000,000	-3,000,000,000	-250,000,000	-3,000,000,000	-277,109,847	-5,065,130,223	110.8	168.8	110.8	168.8		
- Migas	-208,337,000	-2,500,000,000	-208,337,000	-2,500,000,000	-1,148,809,732	-8,761,784,076	551.4	350.5	551.4	350.5		
- Industri	-1,333,333,337	-16,000,000,000	-1,333,333,337	-16,000,000,000	674,514,901	-6,766,847,606	-50.6	42.3	-50.6	42.3		
- Mineral & Batubara	-1,458,350,000	-17,500,000,000	-1,458,350,000	-17,500,000,000	-1,496,037,481	-8,451,268,693	102.6	48.3	102.6	48.3		
- Serifikasi & Eco Framework	-8,000,000	-44,000,000	-8,000,000	-44,000,000	-299,540,000	-3,638,342,350	3,744.30	5,684.90	3,744.30	5,684.90		
- Laboratorium	-6,066,083,337	-72,791,000,000	-6,066,083,337	-72,791,000,000	-2,791,692,916	-6,693,499,536	46	9.2	46	9.2		
- Property	0	0	0	0	-4,193,200	-295,966,100	n/m	n/m	n/m	n/m		
- Lainnya	0	0	0	0	0	-855,073,723	n/m	n/m	n/m	n/m		
BIAYA OPERASI	6,278,096,673	74,746,400,000	6,278,096,673	74,946,600,000	5,317,928,532	35,278,260,957	84.7	47.2	84.7	47.1		
4. BIAYA OPERASI LANGSUNG	5,687,848,271	67,752,333,332	5,687,848,271	67,902,500,000	4,654,023,453	29,787,497,623	81.8	44	81.8	43.9		
1. Biaya Operasi Langsung Per SBU	58,869,970	689,390,000	58,869,970	706,240,000	71,551,925	184,348,445	121.5	26.7	121.5	26.1		
- Government 1	23,246,670	278,860,000	23,246,670	278,860,000	0	3,000,000	0	1.1	0	1.1		
- Komoditi & Soklat Perdagangan	122,694,000	1,489,050,000	122,694,000	1,472,200,000	305,133,743	2,769,127,808	248.7	186	248.7	188.1		
- Migas	394,345,077	4,730,700,000	394,345,077	4,730,700,000	90,541,191	3,707,864,048	23	78.4	23	78.4		
- Industri	834,848,130	9,783,433,332	834,848,130	9,648,100,000	636,421,992	7,375,265,159	76.2	75.4	76.2	76.4		
- Mineral & Batubara	908,919,044	10,753,700,000	908,919,044	10,738,700,000	1,078,558,070	8,417,582,782	118.7	78.3	118.7	78.4		
- Serifikasi & Eco Framework	123,773,574	1,451,800,000	123,773,574	1,451,800,000	80,258,813	1,576,274,419	64.8	108.6	64.8	108.6		
- Laboratorium	3,221,151,806	38,543,400,000	3,241,151,806	38,875,900,000	2,209,637,077	4,320,889,955	68.6	11.2	68.2	11.1		
- Property	0	32,000,000	0	0	80,108,737	295,962,475	n/m	924.9	n/m	n/m		
- Lainnya	0	0	0	0	101,810,905	1,137,182,532	n/m	n/m	n/m	n/m		
2. Biaya Operasi Langsung Per Direktorat	5,687,848,271	67,752,333,332	5,687,848,271	67,902,500,000	4,654,023,453	29,787,497,623	81.8	44	81.8	43.9		
- Biaya Operasi Langsung Komersial 1	0	0	0	0	0	0	n/m	n/m	n/m	n/m		
- Biaya Operasi Langsung Komersial 2	5,687,848,271	67,752,333,332	5,687,848,271	67,902,500,000	4,654,023,453	29,787,497,623	81.8	44	81.8	43.9		
- Biaya Operasi Langsung Komersial 3	0	0	0	0	0	0	n/m	n/m	n/m	n/m		
3. Biaya Operasi Langsung Per Biaya	5,687,848,271	67,752,333,332	5,687,848,271	67,902,500,000	4,654,023,453	29,787,497,623	81.8	44	81.8	43.9		
- Biaya Pegawai	3,645,227,595	43,887,000,000	3,670,227,595	44,036,000,000	873,290,989	8,082,612,003	24	18.5	23.8	18.4		
- Biaya Tenaga Ahli	162,241,670	1,905,825,000	162,241,670	1,926,500,000	-5,548,520	1,007,812,054	-4	52.9	-4	52.3		
- Biaya Perjalanan Dinas	364,971,200	3,313,810,000	263,721,200	3,093,000,000	395,595,443	3,582,313,807	108.4	108.4	150	116.1		
- Biaya Operasional	1,032,251,428	12,721,232,092	1,108,501,428	13,110,303,760	2,758,268,941	11,384,899,275	267.3	89.5	248.9	86.8		
- Beban Fasilitas & Property Intern Ekstern	277,841,331	3,756,186,240	277,841,331	3,308,196,240	297,473,312	2,884,398,554	107.1	76.8	107.1	87.2		
- Biaya Penyusutan & Amortisasi	95,425,537	1,186,398,000	95,425,537	1,286,398,000	784,466,297	3,888,463,395	296.5	166.4	296.5	166.4		
- Biaya Kantor & Diklat	105,891,710	1,280,399,992	105,891,710	1,240,399,992	50,474,991	754,982,100	47.7	59	47.7	60.9		
- Biaya Promosi	0	0	0	0	0	0	n/m	n/m	n/m	n/m		
- Biaya Umum	0	0	0	0	79,998,135	n/m	n/m	n/m	n/m	n/m		
B. BIAYA OPERASI TAK LANGSUNG	590,248,402	6,994,066,668	590,248,402	7,044,100,000	663,905,079	5,490,763,334	112.5	78.5	112.5	77.9		
1. Biaya Operasi Tak Langsung per Direktorat	590,248,402	6,994,066,668	590,248,402	7,044,100,000	663,905,079	5,490,763,334	112.5	78.5	112.5	77.9		
- Biaya Operasi Tak Langsung Komersial 1	0	0	0	0	0	0	n/m	n/m	n/m	n/m		
- Biaya Operasi Tak Langsung Komersial 2	0	0	0	0	0	0	n/m	n/m	n/m	n/m		
- Biaya Operasi Tak Langsung Komersial 3	0	0	0	0	0	0	n/m	n/m	n/m	n/m		
- Biaya Bidang Penyusunan dan Dukungan Operasi	5,908,000	70,896,000	5,908,000	70,896,000	175,807,746	1,477,215,980	2,975.80	2,083.60	2,975.80	2,083.60		
- Biaya Quality Management Perusahaan & HSZ	0	0	0	0	30,064	30,064	n/m	n/m	n/m	n/m		
- Biaya Operasi Tidak Langsung Lainnya	584,340,402	6,923,170,668	584,340,402	6,973,204,000	488,067,249	4,013,517,290	83.5	58	83.5	57.6		
2. Biaya Operasi Tidak Langsung per Biaya	590,248,402	6,994,066,668	590,248,402	7,044,100,000	663,905,079	5,490,763,334	112.5	78.5	112.5	77.9		
- Beban Pegawai	297,708,000	3,536,546,000	297,708,000	3,568,796,000	310,499,650	2,484,690,610	104.3	70.3	104.3	69.6		
- Beban Tenaga Ahli	38,502,354	439,916,668	38,502,354	457,500,000	0	20,625,000	0	4.7	0	4.5		
- Beban Perjalanan Dinas	60,883,334	727,000,000	60,883,334	727,000,000	92,750,964	480,421,256	152.1	66.1	152.1	66.1		
- Beban Operasional	0	0	0	0	0	6,333,333	n/m	n/m	n/m	n/m		
- Beban Fasilitas & Property Intern Ekstern	54,215,667	634,204,000	54,215,667	634,204,000	118,672,096	814,971,692	215.2	128.5	215.2	128.5		
- Beban Penyusutan & Amortisasi	37,458,134	447,300,000	37,458,134	447,300,000	71,075,189	982,700,255	189.7	219.7	189.7	219.7		
- Beban Kantor & Diklat	44,230,712	525,300,000	44,230,712	525,300,000	21,045,097	160,184,023	47.6	30.5	47.6	30.5		
- Beban Promosi	0	0	0	0	0	5,100,000	n/m	n/m	n/m	n/m		
- Beban Umum	57,250,001	684,000,000	57,250,001	684,000,000	51,862,103	535,937,165	90.6	78.4	90.6	78.4		
BIAYA USUHA	188,377,152	2,278,000,000	188,377,152	2,278,000,000	829,773,591	2,831,387,897	440.5	124.3	440.5	124.3		

- Beban Kantor & Diblat	0	0	0	0	0	0	n/m	n/m	n/m	n/m
- Beban Promosi	0	0	0	0	0	0	n/m	n/m	n/m	n/m
- Beban Umum	0	0	0	0	0	0	n/m	n/m	n/m	n/m
PENDAPATAN & BIAYA LAIH-LAIN DILUAR USAHA	0	0	0	0	712,824,855	334,548,178	n/m	n/m	n/m	n/m
PENDAPATAN LAIH-LAIN DILUAR USAHA	0	0	0	0	-65,663,163	-477,291,662	n/m	n/m	n/m	n/m
- Bunga Deposito	0	0	0	0	0	0	n/m	n/m	n/m	n/m
- Jasa Giro	0	0	0	0	-167,100	-1,500,957	n/m	n/m	n/m	n/m
- Hasil Penjualan Aktiva	0	0	0	0	0	0	n/m	n/m	n/m	n/m
- Hasil Investasi Non Asset	0	0	0	0	0	0	n/m	n/m	n/m	n/m
- Pendapatan ESO	0	0	0	0	0	0	n/m	n/m	n/m	n/m
- Dividen	0	0	0	0	0	0	n/m	n/m	n/m	n/m
- Bunga Pinjaman	0	0	0	0	0	0	n/m	n/m	n/m	n/m
- Penyerimaan Piutang Macet	0	0	0	0	0	0	n/m	n/m	n/m	n/m
- Pendapatan Hadling	0	0	0	0	0	0	n/m	n/m	n/m	n/m
- Laba Selisih Kurs	0	0	0	0	-12,196,961	-94,251,668	n/m	n/m	n/m	n/m
- Selisih Labih Kas / Bank	0	0	0	0	0	0	n/m	n/m	n/m	n/m
- Pendapatan Sewa	0	0	0	0	0	0	n/m	n/m	n/m	n/m
- Pendapatan Klaim / Denda	0	0	0	0	0	0	n/m	n/m	n/m	n/m
- Pendapatan lainnya	0	0	0	0	-33,300,000	-381,539,037	n/m	n/m	n/m	n/m
SEBAYU LAIH-LAIN DILUAR USAHA	0	0	0	0	778,488,018	811,839,838	n/m	n/m	n/m	n/m
- Biaya Bunga Pinjaman	0	0	0	0	0	0	n/m	n/m	n/m	n/m
- Biaya Pinjaman	0	0	0	0	0	0	n/m	n/m	n/m	n/m
- Rugi Penjualan Aktiva	0	0	0	0	0	0	n/m	n/m	n/m	n/m
- Rugi Penghentian Aktiva	0	0	0	0	0	0	n/m	n/m	n/m	n/m
- Rugi Investasi Non Asset	0	0	0	0	0	0	n/m	n/m	n/m	n/m
- Rugi KSO	0	0	0	0	0	0	n/m	n/m	n/m	n/m
- Biaya Klaim	0	0	0	0	0	0	n/m	n/m	n/m	n/m
- Rugi Selisih Kurs	0	0	0	0	174,296,544	207,648,364	n/m	n/m	n/m	n/m
- Selisih Kurang Kas / Bank	0	0	0	0	0	0	n/m	n/m	n/m	n/m
- Kerugian Hadling	0	0	0	0	0	0	n/m	n/m	n/m	n/m
- Denda Administrasi	0	0	0	0	0	0	n/m	n/m	n/m	n/m
- Biaya lainnya	0	0	0	0	604,191,474	604,191,474	n/m	n/m	n/m	n/m
KOMPRESIF	0	0	0	0	0	0	n/m	n/m	n/m	n/m
- Selisih kurs karena Penjabaran Lap. Kes. Mata Uang Asing	0	0	0	0	0	0	n/m	n/m	n/m	n/m
- Asset Keuangan Tersedia Untuk Dijual	0	0	0	0	0	0	n/m	n/m	n/m	n/m
- Lindung Nilai Arus Kas	0	0	0	0	0	0	n/m	n/m	n/m	n/m
- Keuntungan Revaluasi Aktiva Tetap	0	0	0	0	0	0	n/m	n/m	n/m	n/m
- Untung/Rugi Aktuarial Dari Pensukun Manfaat Pasti	0	0	0	0	0	0	n/m	n/m	n/m	n/m
- Bag. Pendapatan Komprehensif Lain Dari Entitas Asosiasi	0	0	0	0	0	0	n/m	n/m	n/m	n/m
- Pajak Penghasilan Terkait	0	0	0	0	0	0	n/m	n/m	n/m	n/m
KEUNTUNGAN / KERUGIAN PENYERTAAN	0	0	0	0	0	0	n/m	n/m	n/m	n/m
- Pendapatan Penyertaan	0	0	0	0	0	0	n/m	n/m	n/m	n/m
- Rugi Penyertaan	0	0	0	0	0	0	n/m	n/m	n/m	n/m
PAJAK KINH	0	0	0	0	0	0	n/m	n/m	n/m	n/m
- Pajak KINH	0	0	0	0	0	0	n/m	n/m	n/m	n/m
PAJAK TANGGUHAN	0	0	0	0	0	0	n/m	n/m	n/m	n/m
- Pendapatan Pajak Tangguhan	0	0	0	0	0	0	n/m	n/m	n/m	n/m
- Biaya Pajak Tangguhan	0	0	0	0	0	0	n/m	n/m	n/m	n/m

SIACOFINDO - CMB. PALEMBANG
 LAPORAN LABA RUGI
 Current Period: DESEMBER-2013
 Date: 23-MAY-14 09:45:48
 Currency IDR
 Pusat Kegiatan=20 (CAR. PALEMBANG), Cabang=11 (Palembang)

U R A I A N	ANGGARAN FLEXIBEL/REAS BULAN INI (A)	ANGGARAN FLEXIBEL/REAS,C.D S.D BULAN INI (B)	ANGGARAN STATIS / RKAP BULAN INI (C)	ANGGARAN STATIS / REAP S.D BULAN INI (D)	REALISASI BULAN INI (E)	REALISASI S.D BULAN INI (F)	% TASE THD ANGGAR BULAN INI (G=E/A)	REALISASI FLEXIBEL S.D BULAN INI (H=F/B)	% TASE THD ANGGAR BULAN INI (I=H/C)	REALISASI STATIS S.D BULAN INI (J=F/D)	
TOTAL PENDAPATAN	-8,907,420,341	-106,855,000,000	-8,907,420,341	-106,855,000,000	-5,120,482,475	-38,542,351,142	57.5	36.1	57.5	36.1	
TOTAL BIAYA	6,044,968,054	71,964,300,000	6,044,968,054	71,964,300,000	6,488,262,683	36,741,762,046	107.3	51.1	107.3	50.9	
1. PENDAPATAN OPERASI	-8,907,420,341	-106,855,000,000	-8,907,420,341	-106,855,000,000	-5,074,719,312	-38,202,382,611	57	35.8	57	35.8	
2. BIAYA OPERASI	5,872,802,576	69,882,800,000	5,872,802,576	69,882,800,000	4,880,131,074	33,098,554,311	83.1	47.4	83.1	47.2	
- Biaya Operasi Langsung	5,320,904,224	63,346,333,332	5,320,904,224	63,346,333,332	4,267,382,025	28,081,785,182	80.2	44.3	80.2	44.2	
- Biaya Operasi Tidak Langsung	551,898,352	6,536,466,668	551,898,352	6,536,466,668	612,749,049	5,016,769,129	111	76.8	111	76.2	
3. LABA OPERASI	-3,034,617,765	-36,972,200,000	-3,034,617,765	-36,972,200,000	-194,588,238	-5,103,828,300	6.4	13.8	6.4	13.9	
4. BIAYA USAHA	172,165,478	2,083,500,000	172,165,478	2,083,500,000	829,773,591	2,831,367,897	482	135.9	482	135.9	
- Biaya Sustaining	0	0	0	0	0	0	n/m	n/m	n/m	n/m	
- Biaya Pemazaran	26,293,000	335,800,000	26,293,000	335,800,000	500,000	4,364,500	1.9	1.3	1.9	1.3	
- Biaya Administrasi	145,872,478	1,747,700,000	145,872,478	1,747,700,000	829,773,591	2,827,003,397	568.5	161.8	568.5	161.8	
- Biaya Pengembangan	0	0	0	0	0	0	n/m	n/m	n/m	n/m	
5. LABA KOTOR USAHA	-2,862,452,287	-34,888,700,000	-2,862,452,287	-34,863,700,000	635,185,353	-2,772,460,403	-22.2	6.5	-22.2	6.6	
- Pendapatan Lain-lain	0	0	0	0	-45,763,163	-339,968,531	n/m	n/m	n/m	n/m	
- Biaya Lain-lain	0	0	0	0	778,488,018	811,839,838	n/m	n/m	n/m	n/m	
6. LABA/RUGI PENDIBAY SBL KOMPREHENSIF	-2,862,452,287	-34,888,700,000	-2,862,452,287	-34,663,700,000	1,367,910,208	-1,800,589,096	-47.8	5.2	-47.8	5.2	
- Komprehensif	0	0	0	0	0	0	n/m	n/m	n/m	n/m	
7. LABA / RUGI SEBELUM PENYERTAAN	-2,862,452,287	-34,888,700,000	-2,862,452,287	-34,663,700,000	1,367,910,208	-1,800,589,096	-47.8	5.2	-47.8	5.2	
- Pendapatan Penyertaan	0	0	0	0	0	0	n/m	n/m	n/m	n/m	
- Rugi Penyertaan	0	0	0	0	0	0	n/m	n/m	n/m	n/m	
8. LABA SEBELUM PAJAK KINH	-2,862,452,287	-34,888,700,000	-2,862,452,287	-34,663,700,000	1,367,910,208	-1,800,589,096	-47.8	5.2	-47.8	5.2	
- Pajak KINH	0	0	0	0	0	0	n/m	n/m	n/m	n/m	
9. LABA SEBELUM PAJAK TANGGUHAN	-2,862,452,287	-34,888,700,000	-2,862,452,287	-34,663,700,000	1,367,910,208	-1,800,589,096	-47.8	5.2	-47.8	5.2	
- Pajak Tangguhan	0	0	0	0	0	0	n/m	n/m	n/m	n/m	
10. LABA SETELAH PAJAK	-2,862,452,287	-34,888,700,000	-2,862,452,287	-34,663,700,000	1,367,910,208	-1,800,589,096	-47.8	5.2	-47.8	5.2	
PENDAPATAN OPERASI	-8,907,420,341	-106,855,000,000	-8,907,420,341	-106,855,000,000	-5,074,719,312	-38,202,382,611	57	35.8	57	35.8	
- Government 1	-125,000,000	-1,500,000,000	-125,000,000	-1,500,000,000	-245,264,075	-989,548,251	196.2	64.6	196.2	64.6	
- Government 2	-41,866,667	-500,000,000	-41,866,667	-500,000,000	0	0	0	0	0	0	
- Komoditi & Sekur Perdagangan	-250,000,000	-3,000,000,000	-250,000,000	-3,000,000,000	-231,119,326	-4,418,649,988	92.4	147.3	92.4	147.3	
- Migas	-208,337,000	-2,500,000,000	-208,337,000	-2,500,000,000	-1,141,309,732	-8,743,534,076	547.8	349.7	547.8	349.7	
- Industri	-1,083,333,333	-13,000,000,000	-1,083,333,333	-13,000,000,000	674,514,901	6,766,847,606	62.3	52.1	62.3	52.1	
- Mineral & Batubara	-1,125,000,000	-13,500,000,000	-1,125,000,000	-13,500,000,000	-1,034,134,964	-5,925,891,981	91.9	43.9	91.9	43.9	
- Sertifikasi & Eco Framework	-4,000,000	44,000,000	-4,000,000	44,000,000	-299,540,000	-3,533,342,350	3,744.30	5,520.80	3,744.30	5,520.80	
- Laboratorium	-6,064,083,337	-72,791,000,000	-6,064,083,337	-72,791,000,000	-2,791,692,916	-4,693,529,536	46	9.2	46	9.2	
- Property	0	0	0	0	-8,193,300	-295,964,100	n/m	n/m	n/m	n/m	
- Lainnya	0	0	0	0	0	855,071,723	n/m	n/m	n/m	n/m	
BIAYA OPERASI	5,872,802,576	69,882,800,000	5,872,802,576	69,882,800,000	4,880,131,074	33,098,554,311	83.1	47.4	83.1	47.2	
A. BIAYA OPERASI LANGSUNG	5,320,904,224	63,346,333,332	5,320,904,224	63,346,333,332	4,267,382,025	28,081,785,182	80.2	44.3	80.2	44.2	
1. Biaya Operasi Langsung Per SBU	5,320,904,224	63,346,333,332	5,320,904,224	63,346,333,332	4,267,382,025	28,081,785,182	80.2	44.3	80.2	44.2	
- Government 1	58,868,970	689,390,000	58,868,970	689,390,000	706,740,000	71,551,925	184,348,645	121.5	26.7	121.5	26.1
- Government 2	23,246,670	278,860,000	23,246,670	278,860,000	0	3,000,000	0	1.1	0	1.1	
- Komoditi & Sekur Perdagangan	122,694,000	1,489,050,000	122,694,000	1,472,200,000	245,858,090	2,441,158,386	200.4	163.9	200.4	163.8	
- Migas	394,345,077	4,730,700,000	394,345,077	4,730,700,000	90,541,191	3,704,226,848	23	78.3	23	78.3	
- Industri	673,623,127	7,860,133,332	673,623,127	7,734,800,000	583,074,129	6,939,566,142	86.6	88.3	86.6	88.7	
- Mineral & Batubara	703,300,000	8,271,000,000	703,300,000	8,271,000,000	802,625,539	3,576,828,083	114.9	93.6	114.9	93.6	
- Sertifikasi & Eco Framework	173,773,574	1,451,800,000	173,773,574	1,451,800,000	80,258,813	1,575,324,419	64.8	108.5	64.8	108.5	
- Laboratorium	3,221,151,806	38,541,400,000	3,241,151,806	38,875,900,000	2,709,617,077	4,120,889,955	84.6	11.2	84.6	11.1	
- Property	0	32,000,000	0	0	80,105,737	295,964,475	n/m	924.9	n/m	n/m	
- Lainnya	0	0	0	0	98,725,544	1,040,377,419	n/m	n/m	n/m	n/m	
2. Biaya Operasi Langsung Per Direktorat	5,320,904,224	63,346,333,332	5,320,904,224	63,346,333,332	4,267,382,025	28,081,785,182	80.2	44.3	80.2	44.2	
- Biaya Operasi Langsung Komersial 1	5,320,904,224	63,346,333,332	5,320,904,224	63,346,333,332	4,267,382,025	28,081,785,182	80.2	44.3	80.2	44.2	
- Biaya Operasi Langsung Komersial 2	0	0	0	0	0	0	n/m	n/m	n/m	n/m	
- Biaya Operasi Langsung Komersial 3	0	0	0	0	0	0	n/m	n/m	n/m	n/m	
B. Biaya Operasi Langsung Per Biaya	5,320,904,224	63,346,333,332	5,320,904,224	63,346,333,332	4,267,382,025	28,081,785,182	80.2	44.3	80.2	44.2	
- Biaya Pegawai	3,497,527,584	41,814,599,992	3,522,527,584	42,763,599,992	711,280,185	7,197,544,405	20.9	17.2	20.9	17	
- Biaya Tenaga Ahli	153,491,670	1,800,620,000	153,491,670	1,821,500,000	4,548,520	1,007,812,054	4.3	56	4.3	55.3	
- Biaya Perjalanan Dinas	340,571,200	3,021,810,000	239,321,200	2,811,000,000	334,821,620	3,474,199,081	98.3	115	139.9	123.6	
- Biaya Operasional	932,532,428	11,509,632,000	1,008,782,428	11,913,703,760	2,601,618,301	10,880,187,633	27.9	94.5	257.9	91.3	
- Beban Fasilitas & Property Interm Ekstern											

- Biaya Promosi	0	0	0	0	0	0	0	n/m	n/m	n/m	n/m
- Biaya Umum	0	0	0	0	0	79,998,135	n/m	n/m	n/m	n/m	n/m
B. BIAYA OPERASI TAK LANGSUNG	551,898,352	6,536,466,668	551,898,352	6,586,300,000	612,749,049	5,016,769,129	111	76.8	111	76.2	
1. Biaya Operasi Tak Langsung per Direktorat	551,898,352	6,536,466,668	551,898,352	6,586,300,000	612,749,049	5,016,769,129	111	76.8	111	76.2	
- Biaya Operasi Tak Langsung Komersial 1	0	0	0	0	0	0	n/m	n/m	n/m	n/m	
- Biaya Operasi Tak Langsung Komersial 2	0	0	0	0	0	0	n/m	n/m	n/m	n/m	
- Biaya Operasi Tak Langsung Komersial 3	0	0	0	0	0	0	n/m	n/m	n/m	n/m	
- Biaya Bidang Penjualan dan Dukungan Operasi	5,906,000	70,896,000	5,906,000	70,896,000	175,807,706	1,477,215,800	2,375.00	2,083.00	2,375.00	2,083.00	
- Biaya Quality Manajemen Perusahaan & HSE	0	0	0	0	30,064	30,064	n/m	n/m	n/m	n/m	
- Biaya Operasi Tidak Langsung Lainnya	545,990,352	6,465,570,668	545,990,352	6,515,404,000	436,911,219	3,539,523,085	80	54.7	80	54.3	
2. Biaya Operasi Tidak Langsung per Biaya	551,898,352	6,536,466,668	551,898,352	6,586,300,000	612,749,049	5,016,769,129	111	76.8	111	76.2	
- Beban Pegawai	270,208,000	3,206,546,000	270,208,000	3,238,796,000	266,269,684	2,088,035,596	98.5	65.1	98.5	64.5	
- Beban Tenaga Ahli	33,335,674	377,916,668	33,335,674	395,500,000	0	20,625,000	0	5.5	0	5.2	
- Beban Perjalanan Dinas	60,883,334	727,000,000	60,883,334	727,000,000	92,750,964	475,160,656	152.3	65.4	152.3	65.4	
- Beban Operasional	0	0	0	0	0	6,333,333	n/m	n/m	n/m	n/m	
- Beban Fasilitas & Property Intern Ekstern	54,215,667	634,204,000	54,215,667	634,204,000	111,463,762	780,263,354	205.6	123	205.6	123	
- Beban Penyusutan & Amortisasi	37,458,334	447,300,000	37,458,334	447,300,000	70,807,429	964,556,952	189	216.1	189	216.1	
- Beban Kantor & Diklat	43,747,342	519,500,000	43,747,342	519,500,000	20,470,097	149,859,023	46.8	28.8	46.8	28.8	
- Beban Promosi	0	0	0	0	0	5,100,000	n/m	n/m	n/m	n/m	
- Beban Umum	52,050,001	624,000,000	52,050,001	624,000,000	50,987,103	524,835,215	98	84.1	98	84.1	
BIAYA USAHA	172,165,478	2,083,500,000	172,165,478	2,083,500,000	829,773,591	2,831,367,897	482	135.9	482	135.9	
A. BIAYA SUSTAINING	0	0	0	0	0	0	0	n/m	0	n/m	
- Beban Sustaining Direct	0	0	0	0	0	0	n/m	n/m	n/m	n/m	
- Beban Sustaining Indirect	0	0	0	0	0	0	n/m	n/m	n/m	n/m	
B. BIAYA PEMASARAN	26,293,000	335,800,000	26,293,000	335,800,000	500,000	4,364,500	1.9	1.3	1.9	1.3	
- Beban Pegawai	0	3,800,000	0	3,800,000	500,000	500,000	n/m	13.2	n/m	13.2	
- Beban Tenaga Ahli	1,250,000	23,000,000	1,250,000	23,000,000	0	0	0	0	0	0	
- Beban Perjalanan Dinas	3,620,000	46,600,000	3,620,000	46,600,000	0	0	0	0	0	0	
- Beban Operasional & Penjualan	8,160,000	99,900,000	8,160,000	99,900,000	0	0	0	0	0	0	
- Beban Fasilitas & Property Intern Ekstern	6,303,000	87,000,000	6,303,000	87,000,000	0	790,000	0	0.4	0	0.4	
- Beban Penyusutan & Amortisasi	0	0	0	0	0	0	n/m	n/m	n/m	n/m	
- Beban Kantor & Diklat	6,030,000	72,500,000	6,030,000	72,500,000	0	2,432,200	0	3.4	0	3.4	
- Beban Promosi	0	0	0	0	0	0	n/m	n/m	n/m	n/m	
- Beban Umum	250,000	3,000,000	250,000	3,000,000	0	1,082,300	0	36.1	0	36.1	
C. BIAYA ADMINISTRASI & UMUM	145,872,478	1,747,700,000	145,872,478	1,747,700,000	829,273,591	2,827,003,397	568.5	161.8	568.5	161.8	
- Beban Pegawai	28,611,474	343,236,000	28,611,474	343,236,000	158,345,130	1,521,875,887	553.4	443.4	553.4	443.4	
- Beban Tenaga Ahli	818,000	37,400,000	818,000	37,400,000	0	0	0	0	0	0	
- Beban Perjalanan Dinas	7,460,670	89,384,000	7,460,670	89,384,000	6,874,382	64,167,120	92.1	71.8	92.1	71.8	
- Beban Operasional	0	0	0	0	0	12,091,494	n/m	n/m	n/m	n/m	
- Beban Fasilitas & Property Intern Ekstern	44,640,330	532,543,960	44,640,330	532,543,960	6,254,504	252,418,882	14	47.4	14	47.4	
- Beban Penyusutan & Amortisasi	14,667,004	176,936,040	14,667,004	176,936,040	8,239,504	96,817,318	56.2	54.7	56.2	54.7	
- Beban Kantor & Diklat	25,450,000	298,300,000	25,450,000	298,300,000	648,433,071	796,516,345	2,547.90	267	2,547.90	267	
- Beban Promosi	0	0	0	0	0	0	n/m	n/m	n/m	n/m	
- Beban Umum	24,225,000	289,900,000	24,225,000	289,900,000	1,125,000	83,116,351	4.6	28.7	4.6	28.7	
D. BIAYA PENGEMBANGAN	0	0	0	0	0	0	0	n/m	0	n/m	
- Beban Pegawai	0	0	0	0	0	0	n/m	n/m	n/m	n/m	
- Beban Tenaga Ahli	0	0	0	0	0	0	n/m	n/m	n/m	n/m	
- Beban Perjalanan Dinas	0	0	0	0	0	0	n/m	n/m	n/m	n/m	
- Beban Operasional	0	0	0	0	0	0	n/m	n/m	n/m	n/m	
- Beban Fasilitas & Property Intern Ekstern	0	0	0	0	0	0	n/m	n/m	n/m	n/m	
- Beban Penyusutan & Amortisasi	0	0	0	0	0	0	n/m	n/m	n/m	n/m	
- Beban Kantor & Diklat	0	0	0	0	0	0	n/m	n/m	n/m	n/m	
- Beban Promosi	0	0	0	0	0	0	n/m	n/m	n/m	n/m	
- Beban Umum	0	0	0	0	0	0	n/m	n/m	n/m	n/m	
PENDAPATAN & BIAYA LAIN-LAIN DI LUAR USAHA	0	0	0	0	732,734,855	471,871,307	n/m	n/m	n/m	n/m	
PENDAPATAN LAIN-LAIN DI LUAR USAHA	0	0	0	0	-45,763,163	-339,968,531	n/m	n/m	n/m	n/m	
- Bunga Deposito	0	0	0	0	0	0	n/m	n/m	n/m	n/m	
- Jasa Giro	0	0	0	0	-167,100	-1,500,957	n/m	n/m	n/m	n/m	
- Hasil Penjualan Aktiva	0	0	0	0	0	0	n/m	n/m	n/m	n/m	
- Hasil Investasi Non Asset	0	0	0	0	0	0	n/m	n/m	n/m	n/m	
- Pendapatan KSO	0	0	0	0	0	0	n/m	n/m	n/m	n/m	
- Dividen	0	0	0	0	0	0	n/m	n/m	n/m	n/m	
- Bunga Pinjaman	0	0	0	0	0	0	n/m	n/m	n/m	n/m	
- Penyerimaan Piutang Macam	0	0	0	0	0	0	n/m	n/m	n/m	n/m	
- Pendapatan Hedging	0	0	0	0	0	0	n/m	n/m	n/m	n/m	
- Laba Selisih Kurs	0	0	0	0	-32,196,063	-94,251,668	n/m	n/m	n/m	n/m	
- Selisih Lebih Kas / Bank	0	0	0	0	0	0	n/m	n/m	n/m	n/m	
- Pendapatan Sewa	0	0	0	0	0	0	n/m	n/m	n/m	n/m	
- Pendapatan Ekstern / Denda	0	0	0	0	0	0	n/m	n/m	n/m	n/m	
- Pendapatan lainnya	0	0	0	0	-13,400,000	-244,215,906	n/m	n/m	n/m	n/m	
BIAYA LAIN-LAIN DI LUAR USAHA	0	0	0	0	778,488,018	811,839,838	n/m	n/m	n/m	n/m	
- Biaya Bunga Pinjaman	0	0	0	0	0	0	n/m	n/m	n/m	n/m	
- Biaya Pinjaman	0	0	0	0	0	0	n/m	n/m	n/m	n/m	
- Rugi Penjualan Aktiva	0	0	0	0	0	0	n/m	n/m	n/m	n/m	
- Rugi Penghentian Aktiva	0	0	0	0	0	0	n/m	n/m	n/m	n/m	
- Rugi Investasi Non Asset	0	0	0	0	0	0	n/m	n/m	n/m	n/m	
- Rugi KSO	0	0	0	0	0	0	n/m	n/m	n/m	n/m	
- Biaya Ekstern	0	0	0	0	0	0	n/m	n/m	n/m	n/m	
- Rugi Selisih Kurs	0	0	0	0	174,296,544	207,648,364	n/m	n/m	n/m	n/m	
- Selisih Kurang Kas / Bank	0	0	0	0	0	0	n/m	n/m	n/m	n/m	
- Kesenjangan Hedging	0	0	0	0	0	0	n/m	n/m	n/m	n/m	
- Denda Administrasi	0	0	0	0	0	0	n/m	n/m	n/m	n/m	
- Biaya Lainnya	0	0	0	0	604,191,474	604,191,474	n/m	n/m	n/m	n/m	
KEHIMPUNAN	0	0	0	0	0	0	0	n/m	0	n/m	
- Selisih kurs karena pengabaran Lap. Kes. Mata Uang Asing	0	0	0	0	0	0	n/m	n/m	n/m	n/m	
- Asset Keuangan Tersedia Untuk Dijual	0	0	0	0	0	0	n/m	n/m	n/m	n/m	
- Lindung Nilai Anus Kas	0	0	0	0	0	0	n/m	n/m	n/m	n/m	
- Keuntungan Revaluasi Aktiva Tetap	0	0	0	0	0	0	n/m	n/m	n/m	n/m	
- Keuntungan/Rugi Aktuarial Dari Penarikan Manfaat Pasti	0	0	0	0	0	0	n/m	n/m	n/m	n/m	
- Rag. Pendapatan Komprehensif Lain Dari Entitas Asosiasi	0	0	0	0	0	0	n/m	n/m	n/m	n/m	
- Pajak Penghasilan Terkait	0	0	0	0	0	0	n/m	n/m	n/m	n/m	
KEUNTUNGAN / KERUGIAN PENYERTAAN	0	0	0	0	0	0	0	n/m	0	n/m	
- Pendapatan Penyertaan	0	0	0	0	0	0	n/m	n/m	n/m	n/m	
- Rugi Penyertaan	0	0	0	0	0	0	n/m	n/m	n/m	n/m	
PAJAK ERN	0	0	0	0	0	0	0	n/m	0	n/m	
- Pajak Ern	0	0	0	0	0	0	n/m	n/m	n/m	n/m	
PAJAK TANGGUHAN	0	0	0	0	0	0	0	n/m	0	n/m	
- Pendapatan Pajak Tangguhan	0	0	0	0	0	0	n/m	n/m	n/m	n/m	
- Biaya Pajak Tangguhan	0	0	0	0	0	0	n/m	n/m	n/m	n/m	

WISATA - CAB. PALEMBANG

LAPORAN LABA RUGI

Current Period: DESEMBER-2013

Date: 23-MAY-14 09:45:52

currency IDR

Pusat Kegiatan=20 (CAB. PALEMBANG), Cabang=12 (Pangkal Pinang)

URAIAN	ANGGARAN		ANGGARAN		ANGGARAN		ANGGARAN		REALISASI		% TASA		REALISASI		% TASA		REALISASI	
	FLEXIBL/REALI	FLEXIBL/REALI.C.D	STATS / REAP	STATS / REAP	REALISASI	REALISASI	% TASA	REALISASI	% TASA	REALISASI	REALISASI	% TASA	REALISASI	% TASA	REALISASI	REALISASI	% TASA	REALISASI
	BULAN RM	S.D BULAN RM	BULAN RM	S.D BULAN RM	BULAN RM	S.D BULAN RM	BULAN RM	S.D BULAN RM	BULAN RM	S.D BULAN RM	BULAN RM	S.D BULAN RM	BULAN RM	S.D BULAN RM	BULAN RM	S.D BULAN RM	BULAN RM	S.D BULAN RM
	(A)	(B)	(C)	(D)	(E)	(F)	(G=E/A)	(H=F/B)	(I=I/C)	(J=F/D)								
TOTAL PENDAPATAN	250,000,000	3,000,000,000	250,000,000	3,000,000,000	456,387,887	2,413,571,526	182.6	80.5	182.6	80.5								
TOTAL BIAYA	181,845,003	2,183,300,000	181,845,003	2,158,300,000	300,125,978	1,310,434,509	165.2	60	165.2	60.7								
1. PENDAPATAN OPERASI	250,000,000	3,000,000,000	250,000,000	3,000,000,000	456,387,887	2,280,388,395	175.4	76	175.4	76								
2. BIAYA OPERASI	174,725,003	2,100,300,000	174,725,003	2,075,300,000	300,125,978	1,310,434,509	171.8	62.4	171.8	62.1								
- Biaya Operasi Langsung	161,225,003	1,938,300,000	161,225,003	1,913,300,000	268,571,012	1,075,541,520	166.6	55.5	166.6	56.2								
- Biaya Operasi Tidak Langsung	13,500,000	162,000,000	13,500,000	162,000,000	31,554,966	234,892,989	233.7	145	233.7	145								
3. LABA OPERASI	75,274,997	899,700,000	75,274,997	924,700,000	156,261,909	969,953,886	183.8	107.8	183.8	104.9								
4. BIAYA USAHA	6,920,000	83,000,000	6,920,000	83,000,000	0	0	0	0	0	0								
- Biaya Sustaining	0	0	0	0	0	0	0	n/m	n/m	n/m	n/m							
- Biaya Pemasaran	0																	

- Biaya Pengembangan	0	0	0	0	0	0	n/m	n/m	n/m	n/m
5. LABA KOTOR USAHA	-68,354,997	-816,700,000	-68,354,997	-841,700,000	-138,361,909	-969,953,886	202.4	118.8	202.4	115.2
- Pendapatan Lain-lain	0	0	0	0	-17,900,000	-133,183,131	n/m	n/m	n/m	n/m
- Biaya Lain-lain	0	0	0	0	0	0	n/m	n/m	n/m	n/m
6. LABA/RUGI PENDIBY SBL KOMPREHENSIF	-68,354,997	-816,700,000	-68,354,997	-841,700,000	-156,261,909	-1,103,137,017	228.6	135.1	228.6	131.1
- Komprehensif	0	0	0	0	0	0	n/m	n/m	n/m	n/m
7. LABA / RUGI SEBELUM PENYERTAAN	-68,354,997	-816,700,000	-68,354,997	-841,700,000	-156,261,909	-1,103,137,017	228.6	135.1	228.6	131.1
- Pundapapan Penyertaan	0	0	0	0	0	0	n/m	n/m	n/m	n/m
- Rugi Penyertaan	0	0	0	0	0	0	n/m	n/m	n/m	n/m
8. LABA SEBELUM PAJAK ERN	-68,354,997	-816,700,000	-68,354,997	-841,700,000	-156,261,909	-1,103,137,017	228.6	135.1	228.6	131.1
- Pajak Ern	0	0	0	0	0	0	n/m	n/m	n/m	n/m
9. LABA SEBELUM PAJAK TANGGUKHAN	-68,354,997	-816,700,000	-68,354,997	-841,700,000	-156,261,909	-1,103,137,017	228.6	135.1	228.6	131.1
- Pajak Tanggukan	0	0	0	0	0	0	n/m	n/m	n/m	n/m
10. LABA SETELAH PAJAK	-68,354,997	-816,700,000	-68,354,997	-841,700,000	-156,261,909	-1,103,137,017	228.6	135.1	228.6	131.1
PENDAPATAN OPERASI	-250,000,000	-3,000,000,000	-250,000,000	-3,000,000,000	-438,487,887	-2,280,388,395	175.4	76	175.4	76
- Government 1	0	0	0	0	0	-380,400,000	n/m	n/m	n/m	n/m
- Government 2	0	0	0	0	0	0	n/m	n/m	n/m	n/m
- Komoditi & Sokusi Perdagangan	0	0	0	0	-45,990,521	-634,511,435	n/m	n/m	n/m	n/m
- Migas	0	0	0	0	-7,500,000	-18,250,000	n/m	n/m	n/m	n/m
- Industri	-250,000,000	-3,000,000,000	-250,000,000	-3,000,000,000	0	0	0	0	0	0
- Mineral & Batubara	0	0	0	0	-384,997,366	-1,142,256,960	n/m	n/m	n/m	n/m
- Sertifikasi & Eco Framework	0	0	0	0	0	-605,699,000	n/m	n/m	n/m	n/m
- Laboratorium	0	0	0	0	0	30,000	n/m	n/m	n/m	n/m
- Property	0	0	0	0	0	0	n/m	n/m	n/m	n/m
- Lainnya	0	0	0	0	0	0	n/m	n/m	n/m	n/m
BIAYA OPERASI	174,725,003	2,100,300,000	174,725,003	2,075,300,000	300,125,978	1,310,434,509	171.8	62.4	171.8	63.1
A. BIAYA OPERASI LANGSUNG	161,225,003	1,938,300,000	161,225,003	1,913,300,000	268,571,012	1,075,561,520	166.6	55.5	166.6	56.2
1. Biaya Operasi Langsung Per SBU	161,225,003	1,938,300,000	161,225,003	1,913,300,000	268,571,012	1,075,561,520	166.6	55.5	166.6	56.2
- Government 1	0	0	0	0	0	0	n/m	n/m	n/m	n/m
- Government 2	0	0	0	0	0	0	n/m	n/m	n/m	n/m
- Komoditi & Sokusi Perdagangan	0	0	0	0	59,275,653	327,969,422	n/m	n/m	n/m	n/m
- Migas	0	0	0	0	0	3,837,200	n/m	n/m	n/m	n/m
- Industri	161,225,003	1,923,300,000	161,225,003	1,913,300,000	53,347,863	435,696,017	33.1	22.7	33.1	22.8
- Mineral & Batubara	0	15,000,000	0	0	155,947,496	251,284,979	n/m	1,675.20	n/m	n/m
- Sertifikasi & Eco Framework	0	0	0	0	0	950,000	n/m	n/m	n/m	n/m
- Laboratorium	0	0	0	0	0	0	n/m	n/m	n/m	n/m
- Property	0	0	0	0	0	0	n/m	n/m	n/m	n/m
- Lainnya	0	0	0	0	0	56,023,902	n/m	n/m	n/m	n/m
2. Biaya Operasi Langsung Per Direktorat	161,225,003	1,938,300,000	161,225,003	1,913,300,000	268,571,012	1,075,561,520	166.6	55.5	166.6	56.2
- Biaya Operasi Langsung Komersial 1	0	0	0	0	0	0	n/m	n/m	n/m	n/m
- Biaya Operasi Langsung Komersial 2	161,225,003	1,938,300,000	161,225,003	1,913,300,000	268,571,012	1,075,561,520	166.6	55.5	166.6	56.2
- Biaya Operasi Langsung Komersial 3	0	0	0	0	0	0	n/m	n/m	n/m	n/m
3. Biaya Operasi Langsung Per Biaya	161,225,003	1,938,300,000	161,225,003	1,913,300,000	268,571,012	1,075,561,520	166.6	55.5	166.6	56.2
- Biaya Pegawai	59,583,337	715,886,898	59,583,337	715,886,898	83,363,334	435,908,576	339.5	51	339.5	61
- Biaya Tenaga Ahli	6,250,000	75,000,000	8,250,000	75,000,000	0	0	0	0	0	0
- Biaya Perjalanan Dinas	5,000,000	60,000,000	5,000,000	50,000,000	54,494,054	111,834,957	1,089.90	186.4	1,089.90	223.7
- Biaya Operasional	38,350,000	475,200,000	38,350,000	460,200,000	111,318,807	415,587,797	290.3	87.5	290.3	90.3
- Beban Fasilitas & Property Intern Ekstern	29,550,000	351,300,000	29,550,000	351,300,000	7,510,329	51,850,417	25.4	14.8	25.4	14.8
- Biaya Penyusutan & Amortisasi	5,900,000	66,900,000	5,900,000	66,900,000	0	0	0	0	0	0
- Biaya Kantor & Dilat	16,591,666	194,899,992	16,591,666	194,899,992	11,945,498	60,387,373	72	31	72	31
- Biaya Promosi	0	0	0	0	0	0	n/m	n/m	n/m	n/m
- Biaya Umum	0	0	0	0	0	0	n/m	n/m	n/m	n/m
B. BIAYA OPERASI TAK LANGSUNG	13,500,000	162,000,000	13,500,000	162,000,000	31,554,966	234,877,989	233.7	145	233.7	145
1. Biaya Operasi Tdk Langsung per Direktorat	13,500,000	162,000,000	13,500,000	162,000,000	31,554,966	234,877,989	233.7	145	233.7	145
- Biaya Operasi Tdk Langsung Komersial 1	0	0	0	0	0	0	n/m	n/m	n/m	n/m
- Biaya Operasi Tdk Langsung Komersial 2	0	0	0	0	0	0	n/m	n/m	n/m	n/m
- Biaya Operasi Tdk Langsung Komersial 3	0	0	0	0	0	0	n/m	n/m	n/m	n/m
- Biaya Bidang Penjualan dan Dukungan Operasi	0	0	0	0	0	0	n/m	n/m	n/m	n/m
- Biaya Quality Manajemen Perusahaan & HSE	0	0	0	0	0	0	n/m	n/m	n/m	n/m
- Biaya Operasi Tidak Langsung Lainnya	13,500,000	162,000,000	13,500,000	162,000,000	31,554,966	234,877,989	233.7	145	233.7	145
2. Biaya Operasi Tidak Langsung per Biaya	13,500,000	162,000,000	13,500,000	162,000,000	31,554,966	234,877,989	233.7	145	233.7	145
- Beban Pegawai	12,500,000	150,000,000	12,500,000	150,000,000	28,229,966	203,398,339	225.8	135.6	225.8	135.6
- Beban Tenaga Ahli	1,000,000	12,000,000	1,000,000	12,000,000	0	0	0	0	0	0
- Beban Perjalanan Dinas	0	0	0	0	0	5,260,600	n/m	n/m	n/m	n/m
- Beban Operasional	0	0	0	0	0	0	n/m	n/m	n/m	n/m
- Beban Fasilitas & Property Intern Ekstern	0	0	0	0	2,750,000	17,125,000	n/m	n/m	n/m	n/m
- Beban Penyusutan & Amortisasi	0	0	0	0	0	0	n/m	n/m	n/m	n/m
- Beban Kantor & Dilat	0	0	0	0	200,000	4,900,000	n/m	n/m	n/m	n/m
- Beban Promosi	0	0	0	0	0	0	n/m	n/m	n/m	n/m
- Beban Umum	0	0	0	0	375,000	4,189,050	n/m	n/m	n/m	n/m
BIAYA USAHA	6,920,000	83,000,000	6,920,000	83,000,000	0	0	0	0	0	0
A. BIAYA SUSTAINING	0	0	0	0	0	0	n/m	n/m	n/m	n/m
- Beban Sustaining Direct	0	0	0	0	0	0	n/m	n/m	n/m	n/m
- Beban Sustaining Indirect	0	0	0	0	0	0	n/m	n/m	n/m	n/m
B. BIAYA PEMASARAN	0	0	0	0	0	0	n/m	n/m	n/m	n/m
- Beban Pegawai	0	0	0	0	0	0	n/m	n/m	n/m	n/m
- Beban Tenaga Ahli	0	0	0	0	0	0	n/m	n/m	n/m	n/m
- Beban Perjalanan Dinas	0	0	0	0	0	0	n/m	n/m	n/m	n/m
- Beban Operasional & Penjualan	0	0	0	0	0	0	n/m	n/m	n/m	n/m
- Beban Fasilitas & Property Intern Ekstern	0	0	0	0	0	0	n/m	n/m	n/m	n/m
- Beban Penyusutan & Amortisasi	0	0	0	0	0	0	n/m	n/m	n/m	n/m
- Beban Kantor & Dilat	0	0	0	0	0	0	n/m	n/m	n/m	n/m
- Beban Promosi	0	0	0	0	0	0	n/m	n/m	n/m	n/m
- Beban Umum	0	0	0	0	0	0	n/m	n/m	n/m	n/m
C. BIAYA ADMINISTRASI & UMUM	6,920,000	83,000,000	6,920,000	83,000,000	0	0	0	0	0	0
- Beban Pegawai	2,950,000	35,400,000	2,950,000	35,400,000	0	0	0	0	0	0
- Beban Tenaga Ahli	0	0	0	0	0	0	n/m	n/m	n/m	n/m
- Beban Perjalanan Dinas	76,000	986,000	76,000	986,000	0	0	0	0	0	0
- Beban Operasional	0	0	0	0	0	0	n/m	n/m	n/m	n/m
- Beban Fasilitas & Property Intern Ekstern	575,000	6,900,000	575,000	6,900,000	0	0	0	0	0	0
- Beban Penyusutan & Amortisasi	0	0	0	0	0	0	n/m	n/m	n/m	n/m
- Beban Kantor & Dilat	1,300,000	15,600,000	1,300,000	15,600,000	0	0	0	0	0	0
- Beban Promosi	0	0	0	0	0	0	n/m	n/m	n/m	n/m
- Beban Umum	2,025,000	24,300,000	2,025,000	24,300,000	0	0	0	0	0	0
D. BIAYA PENGEMBANGAN	0	0	0	0	0	0	n/m	n/m	n/m	n/m
- Beban Pegawai	0	0	0	0	0	0	n/m	n/m	n/m	n/m
- Beban Tenaga Ahli	0	0	0	0	0	0	n/m	n/m	n/m	n/m
- Beban Perjalanan Dinas	0	0	0	0	0	0	n/m	n/m	n/m	n/m
- Beban Operasional	0	0	0	0	0	0	n/m	n/m	n/m	n/m
- Beban Fasilitas & Property Intern Ekstern	0	0	0	0	0	0	n/m	n/m	n/m	n/m
- Beban Penyusutan & Amortisasi	0	0	0	0	0	0	n/m	n/m	n/m	n/m
- Beban Kantor & Dilat	0	0	0	0	0	0	n/m	n/m	n/m	n/m
- Beban Promosi	0	0	0	0	0	0	n/m	n/m	n/m	n/m
- Beban Umum	0	0	0	0	0	0	n/m	n/m	n/m	n/m
PENDAPATAN & BIAYA LAIN-LAIN DELUAR USAHA	0	0	0	0	-17,900,000	-133,183,131	n/m	n/m	n/m	n/m
PENDAPATAN LAIN-LAIN DELUAR USAHA	0	0	0	0	-17,900,000	-133,183,131	n/m	n/m	n/m	n/m
- Bunga Deposito	0	0	0	0	0	0	n/m	n/m	n/m	n/m
- Jasa Giro	0	0	0	0	0	0	n/m	n/m	n/m	n/m
- Hasil Penjualan Aktiva	0	0	0	0	0	0	n/m	n/m	n/m	n/m
- Hasil Investasi Aktiva	0	0	0	0	0	0	n/m	n/m	n/m	n/m
- Pendapatan EGO	0	0	0	0	0	0	n/m	n/m	n/m	n/m
- Dividen	0	0	0	0</						

- Rugi ISO	0	0	0	0	0	0	n/m	n/m	n/m	n/m
- Biaya Klaim	0	0	0	0	0	0	n/m	n/m	n/m	n/m
- Rugi Selisih kurs	0	0	0	0	0	0	n/m	n/m	n/m	n/m
- Selisih Kurang Kas / Bank	0	0	0	0	0	0	n/m	n/m	n/m	n/m
- Kerugian Hedging	0	0	0	0	0	0	n/m	n/m	n/m	n/m
- Denda Administrasi	0	0	0	0	0	0	n/m	n/m	n/m	n/m
- Biaya Lainnya	0	0	0	0	0	0	n/m	n/m	n/m	n/m
OWNSHIPS/ICOR	0	0	0	0	0	0	n/m	n/m	n/m	n/m
- Selisih kurs karena Penjabaran Lap. Xsu. Mata Uang Asing	0	0	0	0	0	0	n/m	n/m	n/m	n/m
- Asset Keuangan Tersedia Untuk Dijual	0	0	0	0	0	0	n/m	n/m	n/m	n/m
- Lindang Nilai Anus Kas	0	0	0	0	0	0	n/m	n/m	n/m	n/m
- Keuntungan Revaluasi Aktiva Tetap	0	0	0	0	0	0	n/m	n/m	n/m	n/m
- Untung/Rugi Aktuarial Dari Perisian Manfaat Pasti	0	0	0	0	0	0	n/m	n/m	n/m	n/m
- Bag. Pendapatan Komprehensif Lain Dari Entitas Asosiasi	0	0	0	0	0	0	n/m	n/m	n/m	n/m
- Pajak Penghasilan Tertali	0	0	0	0	0	0	n/m	n/m	n/m	n/m
KEUNTUNGAN / KERUGIAN PENYERTAAN	0	0	0	0	0	0	n/m	n/m	n/m	n/m
- Pendapatan Penyertaan	0	0	0	0	0	0	n/m	n/m	n/m	n/m
- Rugi Penyertaan	0	0	0	0	0	0	n/m	n/m	n/m	n/m
PAJAK KIRI	0	0	0	0	0	0	n/m	n/m	n/m	n/m
- Pajak Kiri	0	0	0	0	0	0	n/m	n/m	n/m	n/m
PAJAK TANGGUHAN	0	0	0	0	0	0	n/m	n/m	n/m	n/m
- Pendapatan Pajak Tangguhan	0	0	0	0	0	0	n/m	n/m	n/m	n/m
- Biaya Pajak Tangguhan	0	0	0	0	0	0	n/m	n/m	n/m	n/m

SUCOFINDO - CAB. PALEMBANG
 LAPORAN LABA RUGI
 Current Period: DESEMBER-2013
 Date: 23-10-13 09:45:54

currency IDR
 Pusat Kegiatan=20 (CAB. PALEMBANG), Cabang=13 (Tanjung Enim)

URAIAN	ANGGARAN	ANGGARAN	ANGGARAN	ANGGARAN	REALISASI	REALISASI	% TASE	REALISASI	% TASE	REALISASI
	PL/EXBIS/IKAS/	PL/EXBIS/IKAS/	STATIS/REAP	STATIS/REAP	BULAN INI	S.D BULAN INI	TMD ANGGAR	PL/EXBIS/	TMD ANGGAR	STATIS
	BULAN INI	S.D BULAN INI	BULAN INI	S.D BULAN INI	(E)	(F)	(G=E/A)	S.D BULAN	BULAN INI	S.D BULAN
	(A)	(B)	(C)	(D)			(H=F/B)	(I=E/C)	(J=F/D)	
TOTAL PENDAPATAN	0	0	0	0	0	0	n/m	n/m	n/m	n/m
TOTAL BIAYA	0	0	0	0	67,318,666	256,886,039	n/m	n/m	n/m	n/m
1. PENDAPATAN OPERASI	0	0	0	0	0	0	n/m	n/m	n/m	n/m
2. BIAYA OPERASI	0	0	0	0	67,318,666	256,886,039	n/m	n/m	n/m	n/m
- Biaya Operasi Langsung	0	0	0	0	66,668,666	251,986,039	n/m	n/m	n/m	n/m
- Biaya Operasi Tidak Langsung	0	0	0	0	650,000	4,900,000	n/m	n/m	n/m	n/m
3. LABA OPERASI	0	0	0	0	67,318,666	256,886,039	n/m	n/m	n/m	n/m
4. BIAYA USAHA	0	0	0	0	0	0	n/m	n/m	n/m	n/m
- Biaya Sustaining	0	0	0	0	0	0	n/m	n/m	n/m	n/m
- Biaya Pemasaran	0	0	0	0	0	0	n/m	n/m	n/m	n/m
- Biaya Administrasi	0	0	0	0	0	0	n/m	n/m	n/m	n/m
- Biaya Pengembangan	0	0	0	0	0	0	n/m	n/m	n/m	n/m
5. LABA KOTOR USAHA	0	0	0	0	67,318,666	256,886,039	n/m	n/m	n/m	n/m
- Pendapatan Lain-lain	0	0	0	0	0	0	n/m	n/m	n/m	n/m
- Biaya Lain-lain	0	0	0	0	0	0	n/m	n/m	n/m	n/m
6. LABA/RUGI PEND/BY SBL KOMPREHENSIF	0	0	0	0	67,318,666	256,886,039	n/m	n/m	n/m	n/m
- Komprehensif	0	0	0	0	0	0	n/m	n/m	n/m	n/m
7. LABA / RUGI SEBELUM PENYERTAAN	0	0	0	0	67,318,666	256,886,039	n/m	n/m	n/m	n/m
- Pendapatan Penyertaan	0	0	0	0	0	0	n/m	n/m	n/m	n/m
- Rugi Penyertaan	0	0	0	0	0	0	n/m	n/m	n/m	n/m
8. LABA SEBELUM PAJAK KIRI	0	0	0	0	67,318,666	256,886,039	n/m	n/m	n/m	n/m
- Pajak Kiri	0	0	0	0	0	0	n/m	n/m	n/m	n/m
9. LABA SEBELUM PAJAK TANGGUHAN	0	0	0	0	67,318,666	256,886,039	n/m	n/m	n/m	n/m
- Pajak Tangguhan	0	0	0	0	0	0	n/m	n/m	n/m	n/m
10. LABA SETELAH PAJAK	0	0	0	0	67,318,666	256,886,039	n/m	n/m	n/m	n/m
PENDAPATAN OPERASI	0	0	0	0	0	0	n/m	n/m	n/m	n/m
- Government 1	0	0	0	0	0	0	n/m	n/m	n/m	n/m
- Government 2	0	0	0	0	0	0	n/m	n/m	n/m	n/m
- Komoditi & Sekusi Perdagangan	0	0	0	0	0	0	n/m	n/m	n/m	n/m
- Migas	0	0	0	0	0	0	n/m	n/m	n/m	n/m
- Industri	0	0	0	0	0	0	n/m	n/m	n/m	n/m
- Mineral & Batubara	0	0	0	0	0	0	n/m	n/m	n/m	n/m
- Sertifikasi & Eco Framework	0	0	0	0	0	0	n/m	n/m	n/m	n/m
- Laboratorium	0	0	0	0	0	0	n/m	n/m	n/m	n/m
- Property	0	0	0	0	0	0	n/m	n/m	n/m	n/m
- Lainnya	0	0	0	0	0	0	n/m	n/m	n/m	n/m
BIAYA OPERASI	0	0	0	0	67,318,666	256,886,039	n/m	n/m	n/m	n/m
A. BIAYA OPERASI LANGSUNG	0	0	0	0	66,668,666	251,986,039	n/m	n/m	n/m	n/m
1. Biaya Operasi Langsung Per SBU	0	0	0	0	66,668,666	251,986,039	n/m	n/m	n/m	n/m
- Government 1	0	0	0	0	0	0	n/m	n/m	n/m	n/m
- Government 2	0	0	0	0	0	0	n/m	n/m	n/m	n/m
- Komoditi & Sekusi Perdagangan	0	0	0	0	0	0	n/m	n/m	n/m	n/m
- Migas	0	0	0	0	0	0	n/m	n/m	n/m	n/m
- Industri	0	0	0	0	0	0	n/m	n/m	n/m	n/m
- Mineral & Batubara	0	0	0	0	63,583,305	211,204,828	n/m	n/m	n/m	n/m
- Sertifikasi & Eco Framework	0	0	0	0	0	0	n/m	n/m	n/m	n/m
- Laboratorium	0	0	0	0	0	0	n/m	n/m	n/m	n/m
- Property	0	0	0	0	0	0	n/m	n/m	n/m	n/m
- Lainnya	0	0	0	0	3,085,361	40,781,211	n/m	n/m	n/m	n/m
2. Biaya Operasi Langsung Per Direktorat	0	0	0	0	66,668,666	251,986,039	n/m	n/m	n/m	n/m
- Biaya Operasi Langsung Komersial 1	0	0	0	0	0	0	n/m	n/m	n/m	n/m
- Biaya Operasi Langsung Komersial 2	0	0	0	0	66,668,666	251,986,039	n/m	n/m	n/m	n/m
- Biaya Operasi Langsung Komersial 3	0	0	0	0	0	0	n/m	n/m	n/m	n/m
3. Biaya Operasi Langsung Per Biaya	0	0	0	0	66,668,666	251,986,039	n/m	n/m	n/m	n/m
- Biaya Pegawai	0	0	0	0	19,039,677	706,461,150	n/m	n/m	n/m	n/m
- Biaya Tenaga Ahli	0	0	0	0	0	0	n/m	n/m	n/m	n/m
- Biaya Perjalanan Dinas	0	0	0	0	6,279,769	4,279,769	n/m	n/m	n/m	n/m
- Biaya Operasional	0	0	0	0	38,263,909	38,263,909	n/m	n/m	n/m	n/m
- Beban Fasilitas & Property Intern Ekstern	0	0	0	0	0	3,756,945	n/m	n/m	n/m	n/m
- Biaya Penyusutan & Amortisasi	0	0	0	0	3,085,361	37,024,266	n/m	n/m	n/m	n/m
- Biaya Kantor & Diblat	0	0	0	0	0	0	n/m	n/m	n/m	n/m
- Biaya Promosi	0	0	0	0	0	0	n/m	n/m	n/m	n/m
- Biaya Umum	0	0	0	0	0	0	n/m	n/m	n/m	n/m
B. BIAYA OPERASI TIDAK LANGSUNG	0	0	0	0	650,000	4,900,000	n/m	n/m	n/m	n/m
1. Biaya Operasi Tdk Langsung per Direktorat	0	0	0	0	650,000	4,900,000	n/m	n/m	n/m	n/m
- Biaya Operasi Tdk Langsung Komersial 1	0	0	0	0	0	0	n/m	n/m	n/m	n/m
- Biaya Operasi Tdk Langsung Komersial 2	0	0	0	0	0	0	n/m	n/m	n/m	n/m
- Biaya Operasi Tdk Langsung Komersial 3	0	0	0	0	0	0	n/m	n/m	n/m	n/m
- Biaya Bidang Perencanaan dan Dukungan Operasi	0	0	0	0	0	0	n/m	n/m	n/m	n/m
- Biaya Quality Manajemen Perusahaan & HSZ	0	0	0	0	0	0	n/m	n/m	n/m	n/m
- Biaya Operasi Tidak Langsung Lainnya	0	0	0	0	650,000	4,900,000	n/m	n/m	n/m	n/m
2. Biaya Operasi Tidak Langsung per Biaya	0	0	0	0	650,000	4,900,000	n/m	n/m	n/m	n/m
- Beban Pegawai	0	0	0	0	0	0	n/m	n/m	n/m	n/m
- Beban Tenaga Ahli	0	0	0	0	0	0	n/m	n/m	n/m	n/m
- Beban Perjalanan Dinas	0	0	0	0	0	0	n/m	n/m	n/m	n/m
- Beban Operasional	0	0	0	0	0	0	n/m	n/m	n/m	n/m
- Beban Fasilitas & Property Intern Ekstern	0	0	0	0	375,000	3,380,000	n/m	n/m	n/m	n/m
- Beban Penyusutan & Amortisasi	0	0	0	0	0	0	n/m	n/m	n/m	n/m
- Beban Kantor & Diblat	0	0	0	0	150,000	900,000	n/m	n/m	n/m	n/m
- Beban Promosi	0	0	0	0	0	0	n/m	n/m	n/m	n/m
- Beban Umum	0	0	0	0	125,000	1,000,000	n/m	n/m	n/m	n/m
BIAYA USAHA	0	0	0	0	0	0	n/m	n/m	n/m	n/m
A. BIAYA SUSTAINING	0	0	0	0	0	0	n/m	n/m	n/m	n/m
- Beban Sustaining Direct	0	0	0	0	0	0	n/m	n/m	n/m	n/m
- Beban Sustaining Indirect	0	0	0	0	0	0	n/m	n/m	n/m	n/m
B. BIAYA PEMALAHAN	0	0	0	0	0	0	n/m	n/m	n/m	n/m

- Beban Pegawai	0	0	0	0	0	0	n/m	n/m	n/m	n/m
- Beban Tenaga Ahli	0	0	0	0	0	0	n/m	n/m	n/m	n/m
- Beban Perjalanan Dinas	0	0	0	0	0	0	n/m	n/m	n/m	n/m
- Beban Operasional & Penjualan	0	0	0	0	0	0	n/m	n/m	n/m	n/m
- Beban Fasilitas & Property Intern Ekstern	0	0	0	0	0	0	n/m	n/m	n/m	n/m
- Beban Penyusutan & Amortisasi	0	0	0	0	0	0	n/m	n/m	n/m	n/m
- Beban Kantor & Diklat	0	0	0	0	0	0	n/m	n/m	n/m	n/m
- Beban Promosi	0	0	0	0	0	0	n/m	n/m	n/m	n/m
- Beban Umum	0	0	0	0	0	0	n/m	n/m	n/m	n/m
C. BIAYA ADMINISTRASI & UMUM	0	0	0	0	0	0	n/m	n/m	n/m	n/m
- Beban Pegawai	0	0	0	0	0	0	n/m	n/m	n/m	n/m
- Beban Tenaga Ahli	0	0	0	0	0	0	n/m	n/m	n/m	n/m
- Beban Perjalanan Dinas	0	0	0	0	0	0	n/m	n/m	n/m	n/m
- Beban Operasional	0	0	0	0	0	0	n/m	n/m	n/m	n/m
- Beban Fasilitas & Property Intern Ekstern	0	0	0	0	0	0	n/m	n/m	n/m	n/m
- Beban Penyusutan & Amortisasi	0	0	0	0	0	0	n/m	n/m	n/m	n/m
- Beban Kantor & Diklat	0	0	0	0	0	0	n/m	n/m	n/m	n/m
- Beban Promosi	0	0	0	0	0	0	n/m	n/m	n/m	n/m
- Beban Umum	0	0	0	0	0	0	n/m	n/m	n/m	n/m
D. BIAYA PENGEMBANGAN	0	0	0	0	0	0	n/m	n/m	n/m	n/m
- Beban Pegawai	0	0	0	0	0	0	n/m	n/m	n/m	n/m
- Beban Tenaga Ahli	0	0	0	0	0	0	n/m	n/m	n/m	n/m
- Beban Perjalanan Dinas	0	0	0	0	0	0	n/m	n/m	n/m	n/m
- Beban Operasional	0	0	0	0	0	0	n/m	n/m	n/m	n/m
- Beban Fasilitas & Property Intern Ekstern	0	0	0	0	0	0	n/m	n/m	n/m	n/m
- Beban Penyusutan & Amortisasi	0	0	0	0	0	0	n/m	n/m	n/m	n/m
- Beban Kantor & Diklat	0	0	0	0	0	0	n/m	n/m	n/m	n/m
- Beban Promosi	0	0	0	0	0	0	n/m	n/m	n/m	n/m
- Beban Umum	0	0	0	0	0	0	n/m	n/m	n/m	n/m
PEREKONOMIAN & BIAYA LAIN-LAIN DILIAR USAHA	0	0	0	0	0	0	n/m	n/m	n/m	n/m
PENDAPATAN LAIN-LAIN DILIAR USAHA	0	0	0	0	0	0	n/m	n/m	n/m	n/m
- Bunga Deposito	0	0	0	0	0	0	n/m	n/m	n/m	n/m
- Jasa Giro	0	0	0	0	0	0	n/m	n/m	n/m	n/m
- Hasil Penjualan Aktiva	0	0	0	0	0	0	n/m	n/m	n/m	n/m
- Hasil Investasi Non Asset	0	0	0	0	0	0	n/m	n/m	n/m	n/m
- Pendapatan KSO	0	0	0	0	0	0	n/m	n/m	n/m	n/m
- Dividen	0	0	0	0	0	0	n/m	n/m	n/m	n/m
- Bunga Pinjaman	0	0	0	0	0	0	n/m	n/m	n/m	n/m
- Penerimaan Piutang Macet	0	0	0	0	0	0	n/m	n/m	n/m	n/m
- Pendapatan Hedging	0	0	0	0	0	0	n/m	n/m	n/m	n/m
- Laba Selisih Kurs	0	0	0	0	0	0	n/m	n/m	n/m	n/m
- Selisih Labih Kas / Bank	0	0	0	0	0	0	n/m	n/m	n/m	n/m
- Pendapatan Sewa	0	0	0	0	0	0	n/m	n/m	n/m	n/m
- Pendapatan Klaim / Denda	0	0	0	0	0	0	n/m	n/m	n/m	n/m
- Pendapatan lainnya	0	0	0	0	0	0	n/m	n/m	n/m	n/m
BEBAN LAIN-LAIN DILIAR USAHA	0	0	0	0	0	0	n/m	n/m	n/m	n/m
- Biaya Bunga Pinjaman	0	0	0	0	0	0	n/m	n/m	n/m	n/m
- Biaya Pinjaman	0	0	0	0	0	0	n/m	n/m	n/m	n/m
- Rugi Penjualan Aktiva	0	0	0	0	0	0	n/m	n/m	n/m	n/m
- Rugi Penghentian Aktiva	0	0	0	0	0	0	n/m	n/m	n/m	n/m
- Rugi Investasi Non Asset	0	0	0	0	0	0	n/m	n/m	n/m	n/m
- Rugi KSO	0	0	0	0	0	0	n/m	n/m	n/m	n/m
- Biaya Klaim	0	0	0	0	0	0	n/m	n/m	n/m	n/m
- Rugi Selisih kurs	0	0	0	0	0	0	n/m	n/m	n/m	n/m
- Selisih Kurang Kas / Bank	0	0	0	0	0	0	n/m	n/m	n/m	n/m
- Kerugian Hedging	0	0	0	0	0	0	n/m	n/m	n/m	n/m
- Denda Administrasi	0	0	0	0	0	0	n/m	n/m	n/m	n/m
- Biaya Lainnya	0	0	0	0	0	0	n/m	n/m	n/m	n/m
KEAMPRESIASI	0	0	0	0	0	0	n/m	n/m	n/m	n/m
- Selisih kurs karena Penjabaran Lap. Kew. Mata Uang Asing	0	0	0	0	0	0	n/m	n/m	n/m	n/m
- Asset Keuangan Tersedia Untuk Dijual	0	0	0	0	0	0	n/m	n/m	n/m	n/m
- Lindung Nilai Anus Kas	0	0	0	0	0	0	n/m	n/m	n/m	n/m
- Keuntungan Revaluasi Aktiva Tetap	0	0	0	0	0	0	n/m	n/m	n/m	n/m
- Untung/Rugi Aktuarial Dari Pensun Manfaat Pasti	0	0	0	0	0	0	n/m	n/m	n/m	n/m
- Bag. Pendapatan Komprehensif Lain Dari Entitas Asosiasi	0	0	0	0	0	0	n/m	n/m	n/m	n/m
- Pajak Penghasilan Terkait	0	0	0	0	0	0	n/m	n/m	n/m	n/m
KEUNTUNGAN / KERUGIAN PENYERTAAN	0	0	0	0	0	0	n/m	n/m	n/m	n/m
- Pendapatan Penyertaan	0	0	0	0	0	0	n/m	n/m	n/m	n/m
- Rugi Penyertaan	0	0	0	0	0	0	n/m	n/m	n/m	n/m
PAJAK ERN	0	0	0	0	0	0	n/m	n/m	n/m	n/m
- Pajak Kiri	0	0	0	0	0	0	n/m	n/m	n/m	n/m
PAJAK TANGGUHAN	0	0	0	0	0	0	n/m	n/m	n/m	n/m
- Pendapatan Pajak Tangguhan	0	0	0	0	0	0	n/m	n/m	n/m	n/m
- Biaya Pajak Tangguhan	0	0	0	0	0	0	n/m	n/m	n/m	n/m

SUCOFINDO - CAB. PALEMBANG
 LAPORAN LABA RUGI
 Current Period: DESEMBER 2013
 Date: 23-MAY-14 09:45:57

currency IDR
 Periode Kegiatan=20 (CAB. PALEMBANG), Cabang=14 (Lahet)

URAIAN	ANGGARAN FLEXIBEL/REAS		ANGGARAN STATIS / REKAP		REALISASI		% TASE		REALISASI	
	BULAN INI (A)	S.D BULAN INI (B)	BULAN INI (C)	S.D BULAN INI (D)	BULAN INI (E)	S.D BULAN INI (F)	THD ANGGAR BULAN INI (G = E/A)	FLEXIBEL BULAN INI (H = F/B)	THD ANGGAR BULAN INI (I = E/C)	STATIS S.D BULAN (J = F/D)
TOTAL PENDAPATAN	-333,350,000	-4,000,000,000	-333,350,000	-4,000,000,000	-78,925,151	-1,399,228,552	23.7	35	23.7	35
TOTAL BIAYA	239,860,768	2,875,000,000	239,860,768	2,875,000,000	70,352,814	612,386,098	29.3	21.3	29.3	21.3
1. PENDAPATAN OPERASI	-333,350,000	-4,000,000,000	-333,350,000	-4,000,000,000	-78,925,151	-1,399,228,552	23.1	34.9	23.1	34.9
2. BIAYA OPERASI	230,569,094	2,763,500,000	230,569,094	2,763,500,000	70,352,814	612,386,098	30.5	22.2	30.5	22.2
- Biaya Operasi Langsung	205,728,044	2,467,702,000	205,728,044	2,467,702,000	51,401,790	376,094,867	25	15.3	25	15.3
- Biaya Operasi Tidak Langsung	24,850,050	295,800,000	24,850,050	295,800,000	18,951,064	236,291,231	76.3	79.2	76.3	79.2
3. LABA OPERASI	-102,780,906	-1,236,500,000	-102,780,906	-1,236,500,000	-4,572,337	-782,702,454	6.4	63.3	6.4	63.3
4. BIAYA USAHA	9,291,674	111,500,000	9,291,674	111,500,000	0	0	0	0	0	0
- Biaya Sustaining	0	0	0	0	0	0	n/m	n/m	n/m	n/m
- Biaya Pemasaran	0	0	0	0	0	0	n/m	n/m	n/m	n/m
- Biaya Administrasi	9,291,674	111,500,000	9,291,674	111,500,000	0	0	0	0	0	0
- Biaya Pengembangan	0	0	0	0	0	0	n/m	n/m	n/m	n/m
5. LABA KOTOR USAHA	-93,489,232	-1,125,000,000	-93,489,232	-1,125,000,000	-4,572,337	-782,702,454	7	66.6	7	66.6
- Pendapatan Lain-lain	0	0	0	0	-2,000,000	-4,140,000	n/m	n/m	n/m	n/m
- Biaya Lain-lain	0	0	0	0	0	0	n/m	n/m	n/m	n/m
6. LABA/RUGI PENDOMBY SRL KOMPREHENSIF	-93,489,232	-1,125,000,000	-93,489,232	-1,125,000,000	-4,572,337	-786,842,454	9.2	69.9	9.2	69.9
- Komprehensif	0	0	0	0	0	0	n/m	n/m	n/m	n/m
7. LABA / RUGI SEBELUM PENYERTAAN	-93,489,232	-1,125,000,000	-93,489,232	-1,125,000,000	-4,572,337	-786,842,454	9.2	69.9	9.2	69.9
- Pendapatan Penyertaan	0	0	0	0	0	0	n/m	n/m	n/m	n/m
- Rugi Penyertaan	0	0	0	0	0	0	n/m	n/m	n/m	n/m
8. LABA SEBELUM PAJAK ERN	-93,489,232	-1,125,000,000	-93,489,232	-1,125,000,000	-4,572,337	-786,842,454	9.2	69.9	9.2	69.9
- Pajak Kiri	0	0	0	0	0	0	n/m	n/m	n/m	n/m
9. LABA SEBELUM PAJAK TANGGUHAN	-93,489,232	-1,125,000,000	-93,489,232	-1,125,000,000	-4,572,337	-786,842,454	9.2	69.9	9.2	69.9
- Pajak Tangguhan	0	0	0	0	0	0	n/m	n/m	n/m	n/m
10. LABA SETELAH PAJAK	-93,489,232	-1,125,000,000	-93,489,232	-1,125,000,000	-4,572,337	-786,842,454	9.2	69.9	9.2	69.9
PEREKONOMIAN OPERASIONAL	333,350,000	4,000,000,000	333,350,000	4,000,000,000	78,925,151	1,399,228,552	23.1	34.9	23.1	34.9
- Government 1	0	0	0	0	0	0	n/m	n/m	n/m	n/m
- Government 2	0	0	0	0	0	0	n/m	n/m	n/m	n/m
- Komoditi & Suku Perdagangan	0	0	0	0	0	-11,968,800	n/m	n/m	n/m	n/m
- Migas	0	0	0	0	0	0	n/m	n/m	n/m	n/m
- Industri	0	0	0	0	0	0	n/m	n/m	n/m	n/m
- Mineral & Batubara	333,350,000	4,000,000,000	333,350,000	4,000,000,000	78,925,151	1,387,119,752	23.1	34.6	23.1	34.6
- Sarifikaal & Icc Framework	0	0	0	0	0	0	n/m	n/m	n/m	n/m
- Laboratorium	0	0	0	0	0	0	n/m	n/m	n/m	n/m
- Property	0	0	0	0	0	0	n/m	n/m	n/m	n/m

- Lainnya	0	0	0	0	0	0	n/m	n/m	n/m	n/m
BIAYA OPERASI	230,569,094	2,763,500,000	230,569,094	2,763,500,000	70,352,814	612,386,098	30.5	22.2	30.5	22.2
A. BIAYA OPERASI LANGSUNG	205,719,044	2,467,700,000	205,719,044	2,467,700,000	51,401,750	378,164,882	25	15.3	25	15.3
1. Biaya Operasi Langsung Per SBU	205,719,044	2,467,700,000	205,719,044	2,467,700,000	51,401,750	378,164,882	25	15.3	25	15.3
- Government 1	0	0	0	0	0	0	n/m	n/m	n/m	n/m
- Government 2	0	0	0	0	0	0	n/m	n/m	n/m	n/m
- Komoditi & Solusi Perdagangan	0	0	0	0	0	0	n/m	n/m	n/m	n/m
- Migas	0	0	0	0	0	0	n/m	n/m	n/m	n/m
- Industri	0	0	0	0	0	0	n/m	n/m	n/m	n/m
- Mineral & Batubara	205,719,044	2,467,700,000	205,719,044	2,467,700,000	51,401,750	378,164,882	25	15.3	25	15.3
- Sertifikasi & Eco Framework	0	0	0	0	0	0	n/m	n/m	n/m	n/m
- Laboratorium	0	0	0	0	0	0	n/m	n/m	n/m	n/m
- Property	0	0	0	0	0	0	n/m	n/m	n/m	n/m
- Lainnya	0	0	0	0	0	0	n/m	n/m	n/m	n/m
2. Biaya Operasi Langsung Per Direktorat	205,719,044	2,467,700,000	205,719,044	2,467,700,000	51,401,750	378,164,882	25	15.3	25	15.3
- Biaya Operasi Langsung Komersial 1	0	0	0	0	0	0	n/m	n/m	n/m	n/m
- Biaya Operasi Langsung Komersial 2	205,719,044	2,467,700,000	205,719,044	2,467,700,000	51,401,750	378,164,882	25	15.3	25	15.3
- Biaya Operasi Langsung Komersial 3	0	0	0	0	0	0	n/m	n/m	n/m	n/m
3. Biaya Operasi Langsung Per Biaya	205,719,044	2,467,700,000	205,719,044	2,467,700,000	51,401,750	378,164,882	25	15.3	25	15.3
- Biaya Pegawai	88,116,674	1,057,400,000	88,116,674	1,057,400,000	39,668,853	282,505,474	45	26.7	45	26.7
- Biaya Tenaga Ahli	2,500,000	30,000,000	2,500,000	30,000,000	0	0	0	0	0	0
- Biaya Perjalanan Dinas	19,400,000	232,000,000	19,400,000	232,000,000	0	0	0	0	0	0
- Biaya Operasional	61,369,000	736,400,000	61,369,000	736,400,000	8,067,924	50,859,936	13.1	6.9	13.1	6.9
- Beban Fasilitas & Property Intern Ekstern	25,500,000	305,900,000	25,500,000	305,900,000	0	25,532,194	0	8.3	0	8.3
- Biaya Penyusutan & Amortisasi	2,500,000	30,000,000	2,500,000	30,000,000	3,664,973	18,698,778	146.6	55.7	146.6	55.7
- Biaya Kantor & Diklat	6,333,370	76,000,000	6,333,370	76,000,000	0	2,568,500	0	3.4	0	3.4
- Biaya Promosi	0	0	0	0	0	0	n/m	n/m	n/m	n/m
- Biaya Umum	0	0	0	0	0	0	n/m	n/m	n/m	n/m
B. BIAYA OPERASI TAK LANGSUNG	24,850,050	295,800,000	24,850,050	295,800,000	18,951,064	234,221,216	76.3	79.2	76.3	79.2
1. Biaya Operasi Tak Langsung per Direktorat	24,850,050	295,800,000	24,850,050	295,800,000	18,951,064	234,221,216	76.3	79.2	76.3	79.2
- Biaya Operasi Tak Langsung Komersial 1	0	0	0	0	0	0	n/m	n/m	n/m	n/m
- Biaya Operasi Tak Langsung Komersial 2	0	0	0	0	0	0	n/m	n/m	n/m	n/m
- Biaya Operasi Tak Langsung Komersial 3	0	0	0	0	0	0	n/m	n/m	n/m	n/m
- Biaya Bidang Penjualan dan Dukungan Operasi	0	0	0	0	0	0	n/m	n/m	n/m	n/m
- Biaya Quality Manajemen Perusahaan & HSE	0	0	0	0	0	0	n/m	n/m	n/m	n/m
- Biaya Operasi Tidak Langsung Lainnya	24,850,050	295,800,000	24,850,050	295,800,000	18,951,064	234,221,216	76.3	79.2	76.3	79.2
2. Biaya Operasi Tidak Langsung per Biaya	24,850,050	295,800,000	24,850,050	295,800,000	18,951,064	234,221,216	76.3	79.2	76.3	79.2
- Beban Pegawai	15,000,000	180,000,000	15,000,000	180,000,000	16,000,000	193,056,675	106.7	107.3	106.7	107.3
- Beban Tenaga Ahli	4,166,680	50,000,000	4,166,680	50,000,000	0	0	0	0	0	0
- Beban Perjalanan Dinas	0	0	0	0	0	0	n/m	n/m	n/m	n/m
- Beban Operasional	0	0	0	0	0	0	n/m	n/m	n/m	n/m
- Beban Fasilitas & Property Intern Ekstern	0	0	0	0	2,083,334	14,583,338	n/m	n/m	n/m	n/m
- Beban Penyusutan & Amortisasi	0	0	0	0	267,730	16,143,303	n/m	n/m	n/m	n/m
- Beban Kantor & Diklat	483,370	5,800,000	483,370	5,800,000	225,000	4,525,000	46.5	78	46.5	78
- Beban Promosi	0	0	0	0	0	0	n/m	n/m	n/m	n/m
- Beban Umum	5,200,000	60,000,000	5,200,000	60,000,000	375,000	5,912,900	7.2	9.9	7.2	9.9
BIAYA USAHA	9,291,674	111,500,000	9,291,674	111,500,000	0	0	0	0	0	0
A. BIAYA SUSTAINING	0	0	0	0	0	0	n/m	n/m	n/m	n/m
- Beban Sustaining Direct	0	0	0	0	0	0	n/m	n/m	n/m	n/m
- Beban Sustaining Indirect	0	0	0	0	0	0	n/m	n/m	n/m	n/m
B. BIAYA PEMASARAN	0	0	0	0	0	0	n/m	n/m	n/m	n/m
- Beban Pegawai	0	0	0	0	0	0	n/m	n/m	n/m	n/m
- Beban Tenaga Ahli	0	0	0	0	0	0	n/m	n/m	n/m	n/m
- Beban Perjalanan Dinas	0	0	0	0	0	0	n/m	n/m	n/m	n/m
- Beban Operasional & Perjualan	0	0	0	0	0	0	n/m	n/m	n/m	n/m
- Beban Fasilitas & Property Intern Ekstern	0	0	0	0	0	0	n/m	n/m	n/m	n/m
- Beban Penyusutan & Amortisasi	0	0	0	0	0	0	n/m	n/m	n/m	n/m
- Beban Kantor & Diklat	0	0	0	0	0	0	n/m	n/m	n/m	n/m
- Beban Promosi	0	0	0	0	0	0	n/m	n/m	n/m	n/m
- Beban Umum	0	0	0	0	0	0	n/m	n/m	n/m	n/m
C. BIAYA ADMINISTRASI & UMUM	9,291,674	111,500,000	9,291,674	111,500,000	0	0	0	0	0	0
- Beban Pegawai	6,458,337	77,500,000	6,458,337	77,500,000	0	0	0	0	0	0
- Beban Tenaga Ahli	575,000	6,900,000	575,000	6,900,000	0	0	0	0	0	0
- Beban Perjalanan Dinas	958,337	11,500,000	958,337	11,500,000	0	0	0	0	0	0
- Beban Operasional	0	0	0	0	0	0	n/m	n/m	n/m	n/m
- Beban Fasilitas & Property Intern Ekstern	0	0	0	0	0	0	n/m	n/m	n/m	n/m
- Beban Penyusutan & Amortisasi	0	0	0	0	0	0	n/m	n/m	n/m	n/m
- Beban Kantor & Diklat	1,300,000	15,600,000	1,300,000	15,600,000	0	0	0	0	0	0
- Beban Promosi	0	0	0	0	0	0	n/m	n/m	n/m	n/m
- Beban Umum	0	0	0	0	0	0	n/m	n/m	n/m	n/m
D. BIAYA PENGEMBANGAN	0	0	0	0	0	0	n/m	n/m	n/m	n/m
- Beban Pegawai	0	0	0	0	0	0	n/m	n/m	n/m	n/m
- Beban Tenaga Ahli	0	0	0	0	0	0	n/m	n/m	n/m	n/m
- Beban Perjalanan Dinas	0	0	0	0	0	0	n/m	n/m	n/m	n/m
- Beban Operasional	0	0	0	0	0	0	n/m	n/m	n/m	n/m
- Beban Fasilitas & Property Intern Ekstern	0	0	0	0	0	0	n/m	n/m	n/m	n/m
- Beban Penyusutan & Amortisasi	0	0	0	0	0	0	n/m	n/m	n/m	n/m
- Beban Kantor & Diklat	0	0	0	0	0	0	n/m	n/m	n/m	n/m
- Beban Promosi	0	0	0	0	0	0	n/m	n/m	n/m	n/m
- Beban Umum	0	0	0	0	0	0	n/m	n/m	n/m	n/m
PENDAPATAN & BIAYA LAIN-LAIN DALAM USAHA	0	0	0	0	-3,000,000	-4,140,000	n/m	n/m	n/m	n/m
PENDAPATAN LAIN-LAIN DALAM USAHA	0	0	0	0	-3,000,000	-4,140,000	n/m	n/m	n/m	n/m
- Bunga Deposito	0	0	0	0	0	0	n/m	n/m	n/m	n/m
- Jasa Giro	0	0	0	0	0	0	n/m	n/m	n/m	n/m
- Hasil Perjualan Aktiva	0	0	0	0	0	0	n/m	n/m	n/m	n/m
- Hasil Investasi Non Asset	0	0	0	0	0	0	n/m	n/m	n/m	n/m
- Pendapatan KSO	0	0	0	0	0	0	n/m	n/m	n/m	n/m
- Dividen	0	0	0	0	0	0	n/m	n/m	n/m	n/m
- Bunga Pinjaman	0	0	0	0	0	0	n/m	n/m	n/m	n/m
- Pemulihan Piutang Macet	0	0	0	0	0	0	n/m	n/m	n/m	n/m
- Pendapatan Hedging	0	0	0	0	0	0	n/m	n/m	n/m	n/m
- Laba Selisih Kurs	0	0	0	0	0	0	n/m	n/m	n/m	n/m
- Selisih Lebih Kas / Bank	0	0	0	0	0	0	n/m	n/m	n/m	n/m
- Pendapatan Sewa	0	0	0	0	0	0	n/m	n/m	n/m	n/m
- Pendapatan Ekain / Denda	0	0	0	0	0	0	n/m	n/m	n/m	n/m
- Pendapatan lainnya	0	0	0	0	-2,000,000	-4,140,000	n/m	n/m	n/m	n/m
BIAYA LAIN-LAIN DALAM USAHA	0	0	0	0	0	0	n/m	n/m	n/m	n/m
- Biaya Bunga Pinjaman	0	0	0	0	0	0	n/m	n/m	n/m	n/m
- Biaya Pinjaman	0	0	0	0	0	0	n/m	n/m	n/m	n/m
- Rugi Penjualan Aktiva	0	0	0	0	0	0	n/m	n/m	n/m	n/m
- Rugi Penghentian Aktiva	0	0	0	0	0	0	n/m	n/m	n/m	n/m
- Rugi Investasi Non Asset	0	0	0	0	0	0	n/m	n/m	n/m	n/m
- Rugi KSO	0	0	0	0	0	0	n/m	n/m	n/m	n/m
- Biaya Ekain	0	0	0	0	0	0	n/m	n/m	n/m	n/m
- Rugi Selisih Kurs	0	0	0	0	0	0	n/m	n/m	n/m	n/m
- Selisih Kurang Kas / Bank	0	0	0	0	0	0	n/m	n/m	n/m	n/m
- Kerugian Hedging	0	0	0	0	0	0	n/m	n/m	n/m	n/m
- Denda Administrasi	0	0	0	0	0	0	n/m	n/m	n/m	n/m
- Biaya Lainnya	0	0	0	0	0	0	n/m	n/m	n/m	n/m
KOMPRESIF	0	0	0	0	0	0	n/m	n/m	n/m	n/m
- Selisih Kurs karena Penjabaran Lap. Eku. Mata Uang Asing	0	0	0	0	0	0	n/m	n/m	n/m	n/m
- Asset Keuangan Tersedia Untuk Dijual	0	0	0	0	0	0	n/m	n/m	n/m	n/m
- Keuntungan Realisasi Aktiva Tetap	0	0	0	0	0	0	n/m	n/m	n/m	n/m
- Keuntungan/Rugi Aktualisasi Dari Penjualan Manfaat Pasti	0	0	0	0	0	0	n/m	n/m	n/m	n/m
- Bag. Pendapatan Komprehensif Lain dari Entitas Asosiasi	0	0	0	0	0	0	n/m	n/m	n/m	n/m
- Pajak Penghasilan Tertak	0	0	0	0	0	0	n/m	n/m	n/m	n/m
SYUNTUNGAN / KESUGUHAN PERSYERTAAN	0	0	0	0	0	0	n/m	n/m	n/m	n/m
- Pendapatan Penyertaan	0	0	0	0	0	0	n/m	n/m	n/m	n/m
- Rugi Penyertaan	0	0	0	0	0	0	n/m	n/m	n/m	n/m
PAJAK KPR	0	0	0	0	0	0	n/m	n/m	n/m	n/m
- Pajak Dm	0	0	0	0	0	0	n/m	n/m	n/m	n/m
PAJAK TANGGULIHAN	0	0	0	0	0	0	n/m	n/m	n/m	n/m
- Pendapatan Pajak Tanggihan	0	0	0	0	0	0	n/m	n/m	n/m	n/m
- Biaya Pajak Tanggihan	0	0	0	0	0	0	n/m	n/m	n/m	n/m

1. *Receivable Turnover*= $\text{Penjualan bersih} / \text{Rata-rata Piutang}$

No.	Tahun	Penjualan Bersih / Rata-rata Piutang	Hasil	
1	2004	8,905,031,438	2,786,056,288	3.20
2	2005	10,105,231,354	2,501,981,104	4.04
3	2006	9,880,522,737	1,283,300,185	7.70
4	2007	13,532,441,575	2,047,594,373	6.61
5	2008	19,819,559,199	4,867,504,553	4.07
6	2009	26,054,212,821	4,871,456,395	5.35
7	2010	37,585,091,023	7,349,035,927	5.11
8	2011	42,507,292,855	11,042,140,779	3.85
9	2012	42,318,967,791	13,013,760,329	3.25
10	2013	42,355,151,220	10,748,537,996	3.94

$$\text{Rata-rata Piutang} = \text{Piutang saldo awal} + \text{Piutang Saldo Akhir} / 2$$

Tahun	Piutang S.Awal	+	Piutang S.Akhir	/	Hasil
2004	2,787,044,538		2,785,068,038	2	2,786,056,288
2005	2,666,273,854		2,337,688,353	2	2,501,981,104
2006	1,289,589,628		1,277,010,742	2	1,283,300,185
2007	13,532,441,575		2,047,594,373	2	7,790,017,974
2008	5,867,482,362		3,867,526,744	2	4,867,504,553
2009	4,436,002,703		5,306,910,087	2	4,871,456,395
2010	6,008,935,993		8,689,135,860	2	7,349,035,927
2011	10,088,298,628		11,995,982,930	2	11,042,140,779
2012	10,196,440,579		15,831,080,078	2	13,013,760,329
2013	10,724,564,654		10,772,511,337	2	10,748,537,996

2. *Average Collection Period*

$$= \text{Piutang Rata-rata} * 360 / \text{Penjualan}$$

Tahun	Piutang Rata-rata	*	Penjualan	Hasil
2004	2,785,068,038	360	8,905,031,438	112.59
2005	2,337,688,353	360	10,105,231,354	83.28
2006	1,277,010,742	360	9,880,522,737	46.53
2007	2,373,156,473	360	13,532,441,575	63.13
2008	3,867,526,744	360	19,819,559,199	70.25
2009	5,306,910,087	360	26,054,212,821	73.33
2010	8,689,135,860	360	37,585,091,023	83.23
2011	11,995,982,930	360	42,507,292,855	101.60
2012	15,831,080,078	360	42,318,967,791	134.67
2013	10,772,511,337	360	42,355,151,220	91.56



3. *Quick Ratio*

= Total Aktiva Lancar – persediaan / Hutang Lancar

Tahun	Total Aktiva Lancar - Persediaan	Hutang Lancar	Hasil
2004	5,745,154,742	545,923,980	10.52
2005	6,026,584,650	767,321,163	7.85
2006	5,157,101,656	337,150,631	15.30
2007	7,117,760,803	516,367,642	13.78
2008	8,129,753,542	1,348,278,748	6.03
2009	11,172,648,378	1,331,489,552	8.39
2010	18,918,550,503	2,240,168,961	8.45
2011	20,230,226,357	2,820,210,742	7.17
2012	28,481,464,725	2,574,406,184	11.06
2013	40,711,969,074	3,777,278,143	10.78

RASIO PT SUCOFINDO (PERSERO) CABANG PALEMBANG

TAHUN	(X1)	(X2)	(Y)
2004	3.20	112.59	10.52
2005	4.04	83.28	7.85
2006	7.70	46.53	15.30
2007	6.61	63.13	13.78
2008	4.07	70.25	6.03
2009	5.35	73.33	8.39
2010	5.11	83.23	8.45
2011	3.85	101.60	7.17
2012	3.25	134.67	11.06
2013	3.94	91.56	10.78

Hasil SPSS versi 20.0

1. Uji statistik deskriptif

Descriptive Statistics

	N	Minimum	Maximum	Mean	Std. Deviation
X1	10	3,2	7,7	4,700	1,4772
X2	10	46,5283	134,6722	86,016485	25,5057977
Y	10	6,0	15,3	9,940	2,9432
Valid N (listwise)	10				

2. Uji normalitas

One-Sample Kolmogorov-Smirnov Test

		X1	X2	Y
N		10	10	10
Normal Parameters ^{a,b}	Mean	4,700	86,016485	9,940
	Std. Deviation	1,4772	25,5057977	2,9432
Most Extreme Differences	Absolute	,258	,143	,200
	Positive	,258	,143	,200
	Negative	-,155	-,085	-,105
Kolmogorov-Smirnov Z		,815	,451	,631
Asymp. Sig. (2-tailed)		,520	,987	,821

a. Test distribution is Normal.

b. Calculated from data.

3. Uji DW dan R^2 Model Summary^b

Model	R	R Square	Adjusted R Square	Std. Error of the Estimate	Durbin-Watson
1	,822 ^a	,676	,583	1,9008	,719

a. Predictors: (Constant), X2, X1

b. Dependent Variable: Y

4. Uji F (simultan)

ANOVA^a

Model	Sum of Squares	df	Mean Square	F	Sig.
1 Regression	52,673	2	26,337	7,289	,019 ^b
Residual	25,291	7	3,613		
Total	77,964	9			

a. Dependent Variable: Y

b. Predictors: (Constant), X2, X1

5. Uji t (Parsial)

Coefficients^a

Model		Unstandardized Coefficients		Standardized Coefficients	t	Sig.
		B	Std. Error	Beta		
1	(Constant)	-13,168	7,426		-1,773	,119
	X1	2,886	,796	1,449	3,624	,008
	X2	,111	,046	,961	2,405	,047

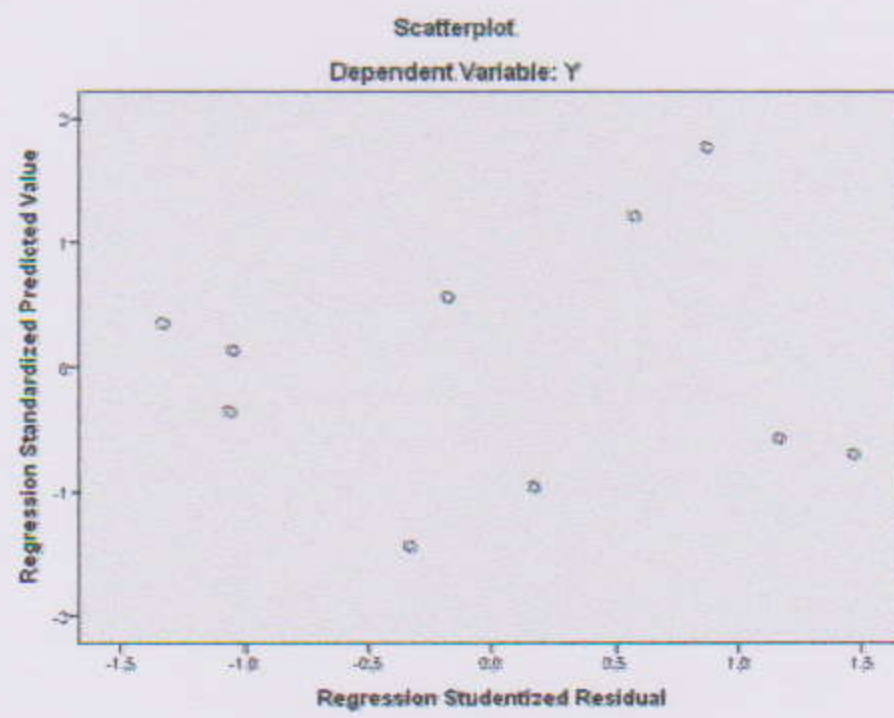
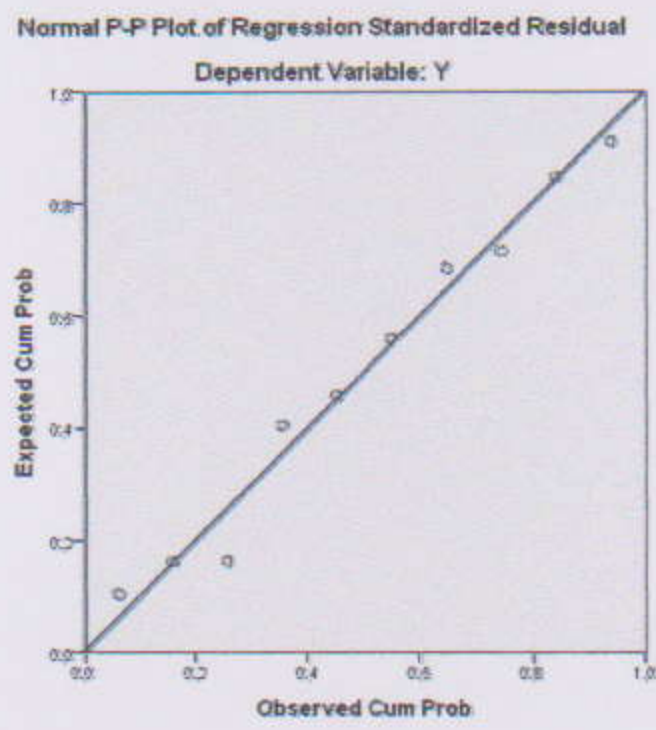
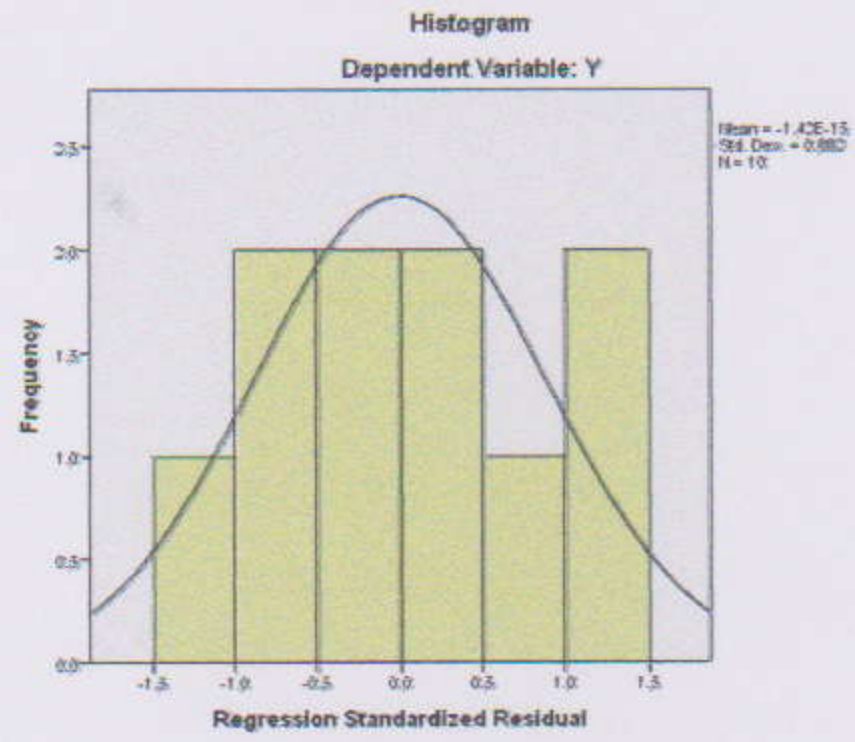
a. Dependent Variable: Y

Residuals Statistics^a

	Minimum	Maximum	Mean	Std. Deviation	N
Predicted Value	6,459	14,217	9,940	2,4192	10
Std. Predicted Value	-1,439	1,768	,000	1,000	10
Standard Error of Predicted Value	,641	1,557	,993	,331	10
Adjusted Predicted Value	6,869	12,791	9,817	2,1935	10
Residual	-2,3849	2,5536	,0000	1,6763	10
Std. Residual	-1,255	1,343	,000	,882	10
Stud. Residual	-1,333	1,461	,027	,986	10
Deleted Residual	-2,6904	3,0201	,1226	2,1375	10
Stud. Deleted Residual	-1,428	1,622	,033	1,030	10
Mahal. Distance	,122	5,140	1,800	1,800	10
Cook's Distance	,003	,330	,089	,095	10
Centered Leverage Value	,014	,571	,200	,200	10

a. Dependent Variable: Y

Lampiran 12.2



Titik Persentase Distribusi F untuk Probabilita = 0,05

df untuk penyebut (N2)	df untuk pembilang (N1)														
	1	2	3	4	5	6	7	8	9	10	11	12	13	14	15
1	161	199	216	225	230	234	237	239	241	242	243	244	245	245	246
2	18.51	19.00	19.16	19.25	19.30	19.33	19.35	19.37	19.38	19.40	19.40	19.41	19.42	19.42	19.43
3	10.13	9.55	9.28	9.12	9.01	8.94	8.89	8.85	8.81	8.79	8.76	8.74	8.73	8.71	8.70
4	7.71	6.94	6.59	6.39	6.26	6.16	6.09	6.04	6.00	5.96	5.94	5.91	5.89	5.87	5.86
5	6.61	5.79	5.41	5.19	5.05	4.95	4.88	4.82	4.77	4.74	4.70	4.68	4.66	4.64	4.62
6	5.99	5.14	4.76	4.53	4.39	4.28	4.21	4.15	4.10	4.06	4.03	4.00	3.98	3.96	3.94
7	5.59	4.74	4.35	4.12	3.97	3.87	3.79	3.73	3.68	3.64	3.60	3.57	3.55	3.53	3.51
8	5.32	4.46	4.07	3.84	3.69	3.58	3.50	3.44	3.39	3.35	3.31	3.28	3.26	3.24	3.22
9	5.12	4.26	3.86	3.63	3.48	3.37	3.29	3.23	3.18	3.14	3.10	3.07	3.05	3.03	3.01
10	4.96	4.10	3.71	3.48	3.33	3.22	3.14	3.07	3.02	2.98	2.94	2.91	2.89	2.86	2.85
11	4.84	3.98	3.59	3.36	3.20	3.09	3.01	2.95	2.90	2.85	2.82	2.79	2.76	2.74	2.72
12	4.75	3.89	3.49	3.26	3.11	3.00	2.91	2.85	2.80	2.75	2.72	2.69	2.66	2.64	2.62
13	4.67	3.81	3.41	3.18	3.03	2.92	2.83	2.77	2.71	2.67	2.63	2.60	2.58	2.55	2.53
14	4.60	3.74	3.34	3.11	2.96	2.85	2.76	2.70	2.65	2.60	2.57	2.53	2.51	2.48	2.46
15	4.54	3.68	3.29	3.06	2.90	2.79	2.71	2.64	2.59	2.54	2.51	2.48	2.45	2.42	2.40
16	4.49	3.63	3.24	3.01	2.85	2.74	2.66	2.59	2.54	2.49	2.46	2.42	2.40	2.37	2.35
17	4.45	3.59	3.20	2.96	2.81	2.70	2.61	2.55	2.49	2.45	2.41	2.38	2.35	2.33	2.31
18	4.41	3.55	3.16	2.93	2.77	2.66	2.58	2.51	2.46	2.41	2.37	2.34	2.31	2.29	2.27
19	4.38	3.52	3.13	2.90	2.74	2.63	2.54	2.48	2.42	2.38	2.34	2.31	2.28	2.26	2.23
20	4.35	3.49	3.10	2.87	2.71	2.60	2.51	2.45	2.39	2.35	2.31	2.28	2.25	2.22	2.20
21	4.32	3.47	3.07	2.84	2.68	2.57	2.49	2.42	2.37	2.32	2.28	2.25	2.22	2.20	2.18
22	4.30	3.44	3.05	2.82	2.66	2.55	2.46	2.40	2.34	2.30	2.26	2.23	2.20	2.17	2.15
23	4.28	3.42	3.03	2.80	2.64	2.53	2.44	2.37	2.32	2.27	2.24	2.20	2.18	2.15	2.13
24	4.26	3.40	3.01	2.78	2.62	2.51	2.42	2.36	2.30	2.25	2.22	2.18	2.15	2.13	2.11
25	4.24	3.39	2.99	2.76	2.60	2.49	2.40	2.34	2.28	2.24	2.20	2.16	2.14	2.11	2.09
26	4.23	3.37	2.98	2.74	2.59	2.47	2.39	2.32	2.27	2.22	2.18	2.15	2.12	2.09	2.07
27	4.21	3.35	2.96	2.73	2.57	2.46	2.37	2.31	2.25	2.20	2.17	2.13	2.10	2.08	2.06
28	4.20	3.34	2.95	2.71	2.56	2.45	2.36	2.29	2.24	2.19	2.15	2.12	2.09	2.06	2.04
29	4.18	3.33	2.93	2.70	2.55	2.43	2.35	2.28	2.22	2.18	2.14	2.10	2.08	2.05	2.03
30	4.17	3.32	2.92	2.69	2.53	2.42	2.33	2.27	2.21	2.16	2.13	2.09	2.06	2.04	2.01
31	4.16	3.30	2.91	2.68	2.52	2.41	2.32	2.25	2.20	2.15	2.11	2.08	2.05	2.03	2.00
32	4.15	3.29	2.90	2.67	2.51	2.40	2.31	2.24	2.19	2.14	2.10	2.07	2.04	2.01	1.99
33	4.14	3.28	2.89	2.66	2.50	2.39	2.30	2.23	2.18	2.13	2.09	2.06	2.03	2.00	1.98
34	4.13	3.28	2.88	2.65	2.49	2.38	2.29	2.23	2.17	2.12	2.08	2.05	2.02	1.99	1.97
35	4.12	3.27	2.87	2.64	2.49	2.37	2.29	2.22	2.16	2.11	2.07	2.04	2.01	1.99	1.96
36	4.11	3.26	2.87	2.63	2.48	2.36	2.28	2.21	2.15	2.11	2.07	2.03	2.00	1.98	1.95
37	4.11	3.25	2.86	2.63	2.47	2.36	2.27	2.20	2.14	2.10	2.06	2.02	2.00	1.97	1.95
38	4.10	3.24	2.85	2.62	2.46	2.35	2.26	2.19	2.14	2.09	2.05	2.02	1.99	1.96	1.94
39	4.09	3.24	2.85	2.61	2.46	2.34	2.26	2.19	2.13	2.08	2.04	2.01	1.98	1.95	1.93
40	4.08	3.23	2.84	2.61	2.45	2.34	2.25	2.18	2.12	2.08	2.04	2.00	1.97	1.95	1.92
41	4.08	3.23	2.83	2.60	2.44	2.33	2.24	2.17	2.12	2.07	2.03	2.00	1.97	1.94	1.92
42	4.07	3.22	2.83	2.59	2.44	2.32	2.24	2.17	2.11	2.06	2.03	1.99	1.96	1.94	1.91
43	4.07	3.21	2.82	2.59	2.43	2.32	2.23	2.16	2.11	2.06	2.02	1.99	1.96	1.93	1.91
44	4.06	3.21	2.82	2.58	2.43	2.31	2.23	2.16	2.10	2.05	2.01	1.98	1.95	1.92	1.90
45	4.06	3.20	2.81	2.58	2.42	2.31	2.22	2.15	2.10	2.05	2.01	1.97	1.94	1.92	1.89

Titik Persentase Distribusi t (df = 1 – 40)

df	Pr 0.50	0.25 0.20	0.10 0.10	0.05 0.050	0.025 0.02	0.01 0.010	0.005 0.002
1	1.00000	3.07768	6.31375	12.70620	31.82052	63.65674	318.30884
2	0.81650	1.88562	2.91999	4.30265	6.96456	9.92484	22.32712
3	0.76489	1.63774	2.35336	3.18245	4.54070	5.84091	10.21453
4	0.74070	1.53321	2.13185	2.77645	3.74695	4.60409	7.17318
5	0.72669	1.47588	2.01505	2.57058	3.36493	4.03214	5.89343
6	0.71756	1.43976	1.94318	2.44691	3.14267	3.70743	5.20763
7	0.71114	1.41492	1.89458	2.36462	2.99795	3.49948	4.78529
8	0.70639	1.39682	1.85955	2.30600	2.89646	3.35539	4.50079
9	0.70272	1.38303	1.83311	2.26216	2.82144	3.24984	4.29681
10	0.69981	1.37218	1.81246	2.22814	2.76377	3.16927	4.14370
11	0.69745	1.36343	1.79588	2.20099	2.71808	3.10581	4.02470
12	0.69548	1.35622	1.78229	2.17881	2.68100	3.05454	3.92963
13	0.69383	1.35017	1.77093	2.16037	2.65031	3.01228	3.85198
14	0.69242	1.34503	1.76131	2.14479	2.62449	2.97684	3.78739
15	0.69120	1.34061	1.75305	2.13145	2.60248	2.94671	3.73283
16	0.69013	1.33676	1.74588	2.11991	2.58349	2.92078	3.68615
17	0.68920	1.33338	1.73961	2.10982	2.56693	2.89823	3.64577
18	0.68836	1.33039	1.73406	2.10092	2.55238	2.87844	3.61048
19	0.68762	1.32773	1.72913	2.09302	2.53948	2.86093	3.57940
20	0.68695	1.32534	1.72472	2.08596	2.52798	2.84534	3.55181
21	0.68635	1.32319	1.72074	2.07961	2.51765	2.83136	3.52715
22	0.68581	1.32124	1.71714	2.07387	2.50832	2.81876	3.50499
23	0.68531	1.31946	1.71387	2.06866	2.49987	2.80734	3.48496
24	0.68485	1.31784	1.71088	2.06390	2.49216	2.79694	3.46678
25	0.68443	1.31635	1.70814	2.05954	2.48511	2.78744	3.45019
26	0.68404	1.31497	1.70562	2.05553	2.47863	2.77871	3.43500
27	0.68368	1.31370	1.70329	2.05183	2.47266	2.77068	3.42103
28	0.68335	1.31253	1.70113	2.04841	2.46714	2.76326	3.40816
29	0.68304	1.31143	1.69913	2.04523	2.46202	2.75639	3.39624
30	0.68276	1.31042	1.69726	2.04227	2.45726	2.75000	3.38518
31	0.68249	1.30946	1.69552	2.03951	2.45282	2.74404	3.37490
32	0.68223	1.30857	1.69389	2.03693	2.44868	2.73848	3.36531
33	0.68200	1.30774	1.69236	2.03452	2.44479	2.73328	3.35634
34	0.68177	1.30695	1.69092	2.03224	2.44115	2.72839	3.34793
35	0.68156	1.30621	1.68957	2.03011	2.43772	2.72381	3.34005
36	0.68137	1.30551	1.68830	2.02809	2.43449	2.71948	3.33262
37	0.68118	1.30485	1.68709	2.02619	2.43145	2.71541	3.32563
38	0.68100	1.30423	1.68595	2.02439	2.42857	2.71156	3.31903
39	0.68083	1.30364	1.68488	2.02269	2.42584	2.70791	3.31279
40	0.68067	1.30308	1.68385	2.02108	2.42326	2.70446	3.30688

Catatan: Probabilita yang lebih kecil yang ditunjukkan pada judul tiap kolom adalah luas daerah dalam satu ujung, sedangkan probabilitas yang lebih besar adalah luas daerah dalam kedua ujung