

**FINAL REPORT  
DESIGNING A VIDEO SCRIPT OF MOUSSE WITH  
ROSELLA AS NATURAL DYES**



**This report is written to fulfill one of the requirements of final report project  
at English Department of State Polytechnic of Sriwijaya**

**By:**

**WAHIDA KARUNIA PUTRI**

**061630900672**

**STATE POLYTECHNIC OF SRIWIJAYA  
PALEMBANG  
2019**

**APPROVAL SHEET  
FINAL REPORT**

**DESIGNING A VIDEO SCRIPT OF MOUSSE WITH ROSELLA AS  
NATURAL DYES**



**By:**

**WAHIDA KARUNIA PUTRI**

**061630900672**

**Palembang, July 2019**

**Approved by:**


**First advisor,**

**Second advisor,**

  
**Dr. Welly Ardiansyah, S.S., M.Pd**  
**NIP 197408172006041001**

**Eriza, S.Pd., M.Pd.**  
**NIP 196205051988032003**

**Acknowledged by,  
Head of English Department**

  
**Drs. M. Nadjmuddin, M.A**  
**NIP 196209071988031001**

**FINAL REPORT**

**DESIGNING A VIDEO SCRIPT OF MOUSSE WITH ROSELLA AS  
NATURAL DYES**


**BY**

**WAHIDA KARUNIA PUTRI  
061630900672**

**Approved by The Examiners Committee,**


**Signature**

**Sri Gustiani, M.TESOL., Ed.D  
NIP 197108252005012001**



.....

**Dra. Evi Agustina Sari, M.Pd  
NIP 196708251993032002**



.....

**Mochamad Ridhwan, S.Pd., M.Pd  
NIP 196912102005011002**



.....

**STATE POLYTECHNIC OF SRIWIJAYA  
PALEMBANG  
2019**

## **ABSTRACT**

### **DESIGNING A VIDEO SCRIPT OF MOUSSE WITH ROSELLA AS NATURAL DYES**

---

(Wahida Karunia Putri, 2019 : 36 Pages, 1 Chart, 2 Tables, 5 Pictures)

This report discussed about how to design the product which is the script and video that contains of the information about making mousse with rosella as natural dyes. The writer used research and development modification developed by Sukmadinata (2008). The writer collected the data by giving semi structured interviews and using snowball sampling to some experts. The writer also collected the data by conducting the observations towards some schools in Palembang. Therefore, the data were analyzed by the writer and the writer started designing a video script. Based on findings, the writer found that make a good script required a long process and had to in accordance with the rules for making scripts. Also, the writer found that YouTube is a good way for people to share the video to give information for public. In developing the script and video, the criticism and suggestions provided by experts were valuable.

**Keywords: Designing, Mousse, Video Script, Rosella, Natural Dyes**

## **PREFACE**

First of all, the writer would like to thank to Allah SWT and Prophet of Muhammad SAW for the mercy that has given to the writer to do this final report. Eventually, this report is written to fulfill the requirement of Diploma III curriculum of State Polytechnic of Sriwijaya. The title of this final report is “Designing a Mousse Script and Video with Rosella as Natural Dyes”.

The writer would also like to thank all people who have support me in writing and finish this final report, especially for Mr. Dr. Welly Ardiansyah, S.S., M.Pd. and Mrs. Eriza, S.Pd., M.Pd. who have given the writer much advice and time to finish this report.

The writer considers this final report is still far for being perfect, it is caused by the limitation of time, budget, ability and knowledge the writer has to write this report. Therefore, the writer expects the readers can give suggestion and critics for the final report progress.

Palembang, July 2019

The Writer

## **ACKNOWLEDGEMENT**

First of all, the writer would like to say thanks to Allah SWT for all blessing and easiness so that the writer was able to finish this final report. At this moment, the writer would like to take to everyone who has given many contributions in this final report.

1. Drs. M. Nadjmuddin, M.A as The Head of English Department.
2. Mrs. Sri Gustiani, MTESOL., EdD. as The Secretary of English Department.
3. Mr. Dr. Welly Ardiansyah, S.S., M.Pd. and Mrs. Eriza, S.Pd., M.Pd. as my advisor at English Department of State Polytechnic of Sriwijaya who patiently has advised and guided me during the writing of my final report until it finished.
4. All the lecturers and staffs of English Department at State Polytechnic of Sriwijaya for their great contribution in handling all paper documents and in sharing valuable information.
5. My beloved parents, Mr. Arloji and Mrs. Juasa, thank you for always support me and pray for my success.
6. Mr. Farhan Aldian, thank you for giving me a lot of time to accompany and support me in working on this final report.
7. My best friends, Kintan and Nikia, thank you for staying by my side and helping me for finishing this final report.
8. All my beloved friends in 6BA. Thank you for the happiness along these three years.
9. All the experts, Mr. Ridho, Ms. Jessica, Mrs. Sri Gustiani, Mr. Yusri, thank you for all the time, advices and suggestions to me in writing this final report.
10. All participant who helped and supporting me to finish this final report.

## MOTTO & DEDICATION

### MOTTO

***“Everything you do now is for your  
future.***

***Stop wishing, start doing”***

**-Kush and Widsom-**

***“Blessing of my parents is one step to  
be successful person”***

**-Risti Yani Rahmawati-**

### DEDICATION

This final report is dedicated to:

Allah SWT

My Beloved Parents

My Beloved Family

My Lecturers at English Department in Polytechnic of Sriwijaya

My Friends

## TABLE OF CONTENT

<b>TITLE SHEET .....</b>	<b>i</b>
<b>APPROVAL SHEET .....</b>	<b>ii</b>
<b>APPROVAL SHEET BY EXAMINERS .....</b>	<b>iii</b>
<b>ABSTRACT .....</b>	<b>iv</b>
<b>PREFACE .....</b>	<b>v</b>
<b>ACKNOWLEDGEMENT .....</b>	<b>vi</b>
<b>MOTTO &amp; DEDICATION .....</b>	<b>vii</b>
<b>TABLE OF CONTENT .....</b>	<b>viii</b>
<b>LIST OF CHART.....</b>	<b>x</b>
<b>LIST OF TABLE .....</b>	<b>xi</b>
<b>LIST OF PICTURE .....</b>	<b>xii</b>

### CHAPTER I INTRODUCTION

1.1 Background .....	1
1.2 Problem Formulation .....	2
1.3 Research Purpose .....	2
1.4 The Benefit.....	2

### CHAPTER II LITERATURE REVIEW

2.1 Design .....	3
2.2 Script .....	3
2.2.1 Stages of Script Writing .....	4
2.2.2 Script Regulations .....	5
2.3 Natural Dyes.....	5
2.3.1 Rosella.....	7
2.4.1.1 The Origin of Rosella.....	8
2.4.1.2 The Benefits of Rosella.....	9
2.4 Synthetic Dyes .....	10
2.5 Mousse .....	12



### **CHAPTER III METODOLOGY**

3.1 Method of Research .....	14
3.1.1 The Stages of Research .....	16
3.2 Population of Research .....	18
3.3 Sample of Research.....	18
3.4 Technique for Collecting the Data .....	19
3.4 Technique for Analyzing the Data .....	21

### **CHAPTER IV FINDINGS AND DISCUSSION**

4.1 Findings.....	24
4.1.1 Preliminary Study .....	24
4.1.2 Model Development .....	29
4.1.3 Final Product Testing .....	33
4.2 Discussion .....	34

### **CHAPTER V CONCLUSION AND SUGGESTIONS**

5.1 Conclusion .....	36
5.2 Suggestions .....	36

### **REFERENCES**

### **APPENDICES**

## **LIST OF CHART**

Chart 1. The Stages of R&D Modified by Sukmadinata (2008) .....	16
---	----

## **LIST OF TABLE**

Table 1. Limited Field Testing Revision.....	32
Table 2. Wider Field Testing Revision .....	33

## **LIST OF PICTURE**

Picture 1. Example of Natural Dyes from Fruit .....	6
Picture 2. Rosella .....	8
Picture 3. Synthetic Dyes .....	11
Picture 4. Chocolate Mousse.....	13
Picture 5. The Final Product Disseminated on You Tube .....	34