

FINAL REPORT

Designing a of Storybook of Dayang Torek To Preserve the Culture of Lubuk Linggau Region



**This final report is written to fulfil one of the requirements for Diploma III
English Department at State Polytechnic of Sriwijaya**

**By:
Chairunnisah Pane
061730901295**

**STATE POLYTECHNIC OF SRIWIJAYA
PALEMBANG
2020**

APPROVAL SHEET
FINAL REPORT
Designing a Storybook of Dayang Torek
To Preserve the Culture of Lubuk Linggu Region



By:

Chairunnisah Pane

061730901295

Palembang, July 2020

Approved by,

First Advisor,

Dra. Sri Endah Kusmartini, M.Pd
NIP. 196612191991032002

Second Advisor,

Drs. Zulkifli, M.Pd
NIP 196209071988031001

Acknowledged by,

Head of English Department

Dr. Yusri, S.Pd., M.Pd
NIP. 197707052006041001

FINAL REPORT

**DESIGNING A STORYBOOK OF DAYANG TOREK TO PRESERVE
THE CULTURE OF LUBUK LINGGAU REGION**

By

Chairunnisah Pane


061730901295

Approved by the examiners committee

Signature


Sri Gustiani, M.TESOL., Ed.D

ID.197108252005012001




Dra. Evi Agustina Sari, M. Pd

ID. 196708251993032002



Moehamad Ridwan, S.Pd., M.Pd

ID.196912102005011002



**ENGLISH DEPARTMENT
STATE POLYTECHNIC OF SRIWIJAYA**

2020

ABSTRACT

DESIGNING A STORYBOOK OF DAYANG TOREK TO PRESERVE THE CULTURE OF LUBUK LINGGAU REGION

(Chairunnisah Pane, 2020: 40 pages, 22 pictures, 3 tables)

This final report aims to know how to design a storybook entitled “Dayang Torek” to preserve the culture of Lubuk Linggau Region. The writer used Borg and Gall (1983) Research and Development (R&D) method modified by Sukmadinata (2005). This modified method consisted of three stages as the following: preliminary study, model development, and final product testing. This qualitative research used literature study and interviews for collecting the data. The interviews were conducted via *WhatsApp* and *Email platform* due to the Covid-19 Pandemic. There were two experts participated in limited testing, namely linguistics and design experts and in wider testing, there were three participants. All participants were chosen using purposive sampling. They contributed in this research by giving suggestion and comments to revise the product into final version. The revisions were focused on diction, and punctuation for writing story; and font, sources of the picture, and closing section vintage from the design expert. Moreover, the participants from wider testing suggested to add simple words to have good coherence in the writing.

Keywords : *Dayang Torek story, Designing, R&D Method, storybook,*

PREFACE

First of all, the writer would like to perform the gratitude to Allah SWT for the outstanding mercy given to the writers could accomplish and finish the training report. The writer are very grateful that we can accomplish the requirement of making the final report which is entitled “Designing a storybook of Dayang Torek to preserve the culture of Lubuk Linggau region” to fill the needs of English Department of State Polytechnic of Sriwijaya.

The writers also wish to express our deep and sincere gratitude for those who have guided and supported us to finishing this job training report, especially for Mrs. Dra. Sri Endah Kusmartini, M.Pd and Mr. Drs.Zulkifli, M.Pd who has given us much advice and time to finish this report.

The writer considers that there are some mistakes while writing this report, it is caused by the limitation in experiences, ability and the writer’s knowlage. Therefore, the writer expects the readers can give suggestion and critics for this final report.

Finally the writers expect this report can give benefits or advantages especially for the student of English Department.

Palembang, August 2020

Chairunnisah Pane

ACKNOWLEDGEMENT

The writer would like to express the deepest gratitude to the entire participants for their advices and valuable guidance during writing this final report. In this chance, the writer would like to thank:

1. My advisors, Mrs. Dra. Sri Endah Kusmartini, M.Pd and Mr. Drs. Zulkifli, M.Pd who have patiently guided and given endless supports and valuable contribution during writing this report.
2. My beloved family especially for my Grandmother, Mother, and Father for their prayers, both mental and financial support.
3. My beloved special friend Kak Fajar, thank you for always giving me support and help me whenever I need you.
4. My friends squad, thank you for your support, help, motivation, and the unlimited togetherness.
5. My beloved best friends Nopri, Yopi, Rista, Fira, Dewi, Corah, and all friends in 6BC class. Thank you for sharing and caring for everything.
6. All lectures, and administration staff at English Department for their guidance and helps during my studying time.
7. All of students in English Department at State Polytechnic of Sriwijaya who have given me support in finishing this final report.
8. All the interviewees who have given the information, and suggestions.

Palembang, August 2020

Chairunnisah Pane

MOTTO AND DEDICATION

MOTTO

Do The Best and Pray, There is No Limit of Struggling.

DEDICATION:

I dedicate this final report to:

my beloved family,

my beloved friends,

my beloved advisors,

and

my beloved major of English Department,

Sriwijaya State Polytechnics.

TABLE OF CONTENTS

ABSTRACT	iv
PREFACE	v
ACKNOWLEDGEMENT	vi
MOTTO AND DEDICATION	vii
TABLE OF CONTENTS	viii
LIST OF TABLES	x
TABLE OF FIGURES	xi
INTRODUCTION	1
1.1 Background	1
1.2 Research Problem	2
1.3 Research Purpose	2
1.4 Research Benefit	3
LITTERATURE RIVIEW	4
2. 1 Legend	4
2.2 Designing	4
2.2.1 Principles of Design	5
2.3 Linguistics	6
2.4 Storybook	7
2.5 Lubuk Linggau	7
2.6 Version of Dayang Torek Stories	8
2.6.1 Version of Cultural Researcher from West Sumatera by Hasanadi (2018)	8
2.6.2 Related to a journal by RD. Kedum (2013)	9
2.6.3 Related to Suwandi Syam (2015) in his book	10
2.7 Preserve	11
2.7.1 Culture Preservation	11
RESEARCH PROSEDURE	13
3.1 Research Method	13
3.2 The Stages of the Research	13
3.2.1 Preliminary Study	14

3.2.2 Model/Product Development.....	15
3.2.3 Final Product Testing.....	16
3.3.1 Literature Study	16
3.3.2 Interviews.....	17
3.4 Technique of Analyzing the Data.....	18
3.4.1 Literature Study	18
3.4.2 Interviews.....	18
3.5 Participants of the Research	19
FINDING AND DISCUSSION	20
4.1 Finding.....	20
4.1.1 Preliminary Study	20
4.1.2 Model/Product Development.....	21
4.1.3 First Draft of Writing.....	22
4.1.4 Second Draft of Writing	38
4.1.4 First Draft of Design	46
4.1.5 Second Draft of Design.....	58
4.2 Discussion	70
4.2.1 Linguistics Expert.....	70
4.2.2 Design Expert	70
CONCLUSION AND SUGGESTION	71
5.1 Conclusion.....	71
5.2 Suggestions.....	72
REFERENCES	73

LIST OF TABLES

Table 4.1	The first revision of First Draft in Limited Teesting.....	30
Table 4.2	The second revision of First Draft in Limited Testing.....	32
Table 4.3	The third revision of First Draft in Limited Testing	32
Table 4.4	The fourth revision of First Draft in Limited Testing	35
Table 4.5	The fifth revision of First Draft in Limited Testing	36
Table 4.6	The sixth revision of First Draft in Limited Testing	38

TABLE OF FIGURES

Figure 3.1 Steps of R&D by Sukmadinata (2005) ... Error! Bookmark not defined.	
Figure 4.1 The design cover of Dayang Torek storybook.....	47
Figure 4.2 The opening section of Dayang Torek storybook.....	47
Figure 4.3 The content of Dayang Torek story page 1-2	48
Figure 4.4 The content of Dayang Torek storybook page 3-4	48
Figure 4.5 The content of Dayang Torek storybook page 5-6	49
Figure 4.6 The content of Dayang Torek storybook page 7-8	49
Figure 4.7 The content of Dayang Torek storybook page 9-10	50
Figure 4.8 The content of Dayang Torek storybook page 11-12	50
Figure 4.9 The content of Dayang Torek storybook page 13-14	51
Figure 4.10 The content of Dayang Torek storybook page 15-16	51
Figure 4.11 The content of Dayang Torek storybook page 17-18	52
Figure 4.12 The content of Dayang Torek storybook page 19-20	52
Figure 4.13 The content of Dayang Torek storybook page 21-22	53
Figure 4.14 The content of Dayang Torek storybook page 23-24	53
Figure 4.15 The content of Dayang Torek storybook page 25-26	54
Figure 4.16 The content of Dayang Torek storybook page 27-28	54
Figure 4.17 The content of Dayang Torek storybook page 29-30	55
Figure 4.18 The content of Dayang Torek storybook page 31-32	55
Figure 4.19 The content of Dayang Torek storybook page 33-34	56
Figure 4.20 The content of Dayang Torek storybook page 35-36	56
Figure 4.21 The content of Dayang Torek storybook page 37-38	57
Figure 4.22 The content of Dayang Torek storybook page 39-40	57
Figure 4.23 The design cover of Dayang Torek storybook.....	58
Figure 4.24 The opening section of Dayang Torek storybook.....	58
Figure 4.25 The content of Dayang Torek story page 1-2	59
Figure 4.26 The content of Dayang Torek storybook page 3-4	59
Figure 4.27 The content of Dayang Torek storybook page 5-6	60

Figure 4.28	The content of Dayang Torek storybook page 7-8	60
Figure 4.29	The content of Dayang Torek storybook page 9-10	61
Figure 4.30	The content of Dayang Torek storybook page 11-12	61
Figure 4.31	The content of Dayang Torek storybook page 13-14	62
Figure 4.32	The content of Dayang Torek storybook page 15-16	62
Figure 4.33	The content of Dayang Torek storybook page 17-18	63
Figure 4.34	The content of Dayang Torek storybook page 19-20	63
Figure 4.35	The content of Dayang Torek storybook page 21-22	64
Figure 4.36	The content of Dayang Torek storybook page 23-24	64
Figure 4.37	The content of Dayang Torek storybook page 25-26	65
Figure 4.38	The content of Dayang Torek storybook page 27-28	65
Figure 4.39	The content of Dayang Torek storybook page 29-30	66
Figure 4.40	The content of Dayang Torek storybook page 31-32	66
Figure 4.41	The content of Dayang Torek storybook page 33-34	67
Figure 4.42	The content of Dayang Torek storybook page 35-36	67
Figure 4.43	The content of Dayang Torek storybook page 37-38	68
Figure 4.44	The content of Dayang Torek storybook page 39-40	68

